



GEF-8 Replenishment Programming Scenarios and Results Targets

3rd meeting | February 2022



OUTLINE

1

PROGRAMMING SCENARIOS

Trends for Focal areas and Other Programs

Approach to financing the Integrated Programs

2

RESULTS TARGETS

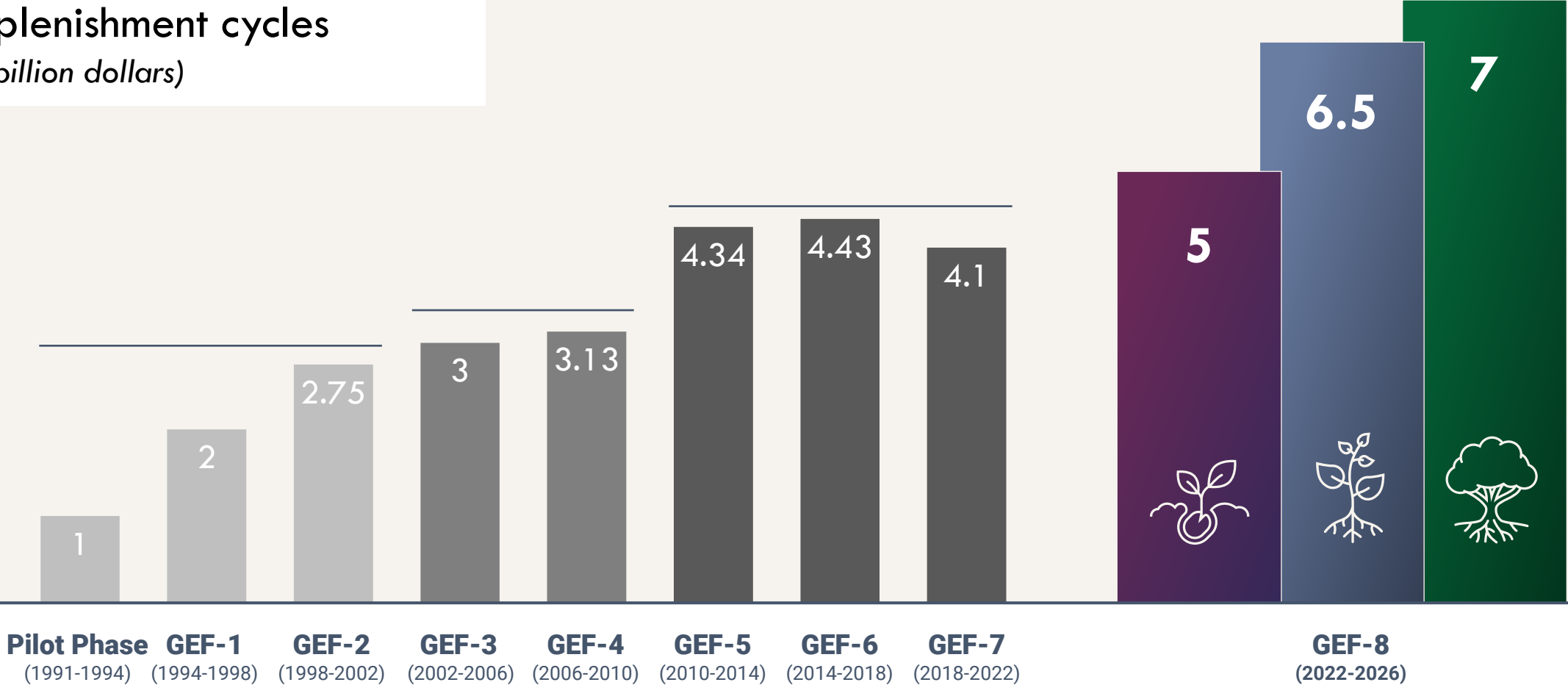
Approach to target setting

Proposed targets by Core Indicators

Contributions from Integrated Programs

GEF funding envelopes throughout replenishment cycles

Replenishment cycles
(in billion dollars)



GEF-8 Proposed Programming Scenarios

\$5 BILLION



Minimum level of resources required to implement the GEF-8 Programming Directions

\$6.5 BILLION



Responds more closely to the overall expectations associated with global commitments

\$7 BILLION



Adds resources to further enhance innovation through some key programs

GEF-8 Programming Scenarios

US\$ 5 billion

Modest increase over GEF-7 across the board
New window on Innovation and Targeted Research

US\$ 6.5 billion

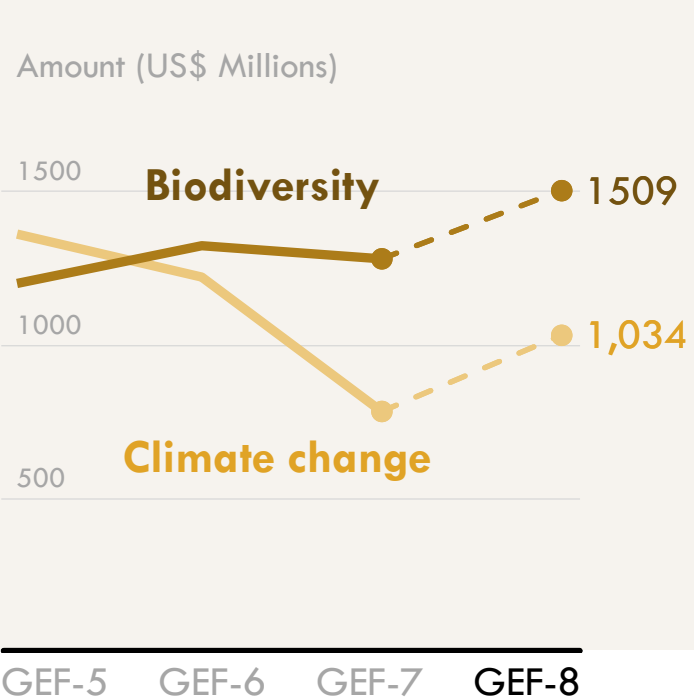
Significant increases over US\$ 5B across all focal areas
Major increases over US\$ 5B for NGI, SGP and CES

US\$ 7 billion

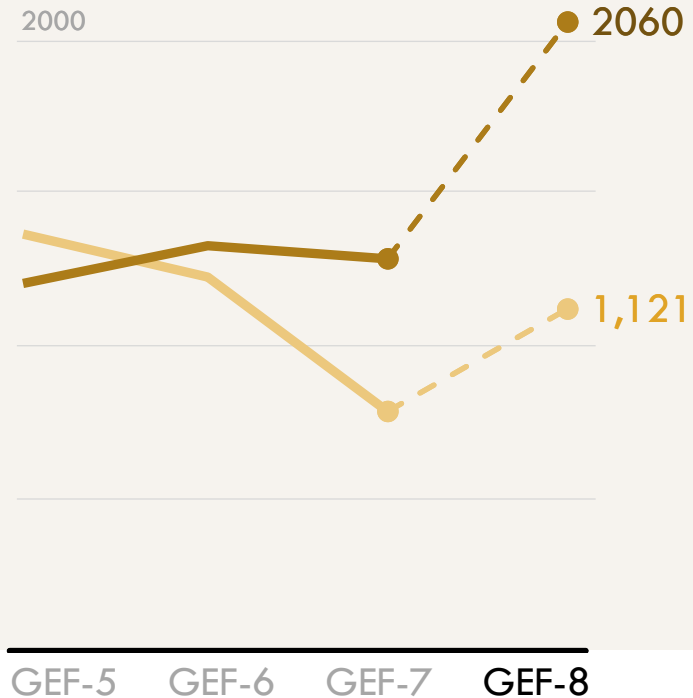
Significant increases over US\$ 6.5B scenario for CCM, CW and IW focal areas
Major increases over US \$6.5B scenario for SGP and NGI

Trends for biodiversity and climate change mitigation

\$5 BILLION



\$6.5 BILLION



\$7 BILLION



Importance of the Higher Scenarios

FOCAL AREA INVESTMENTS



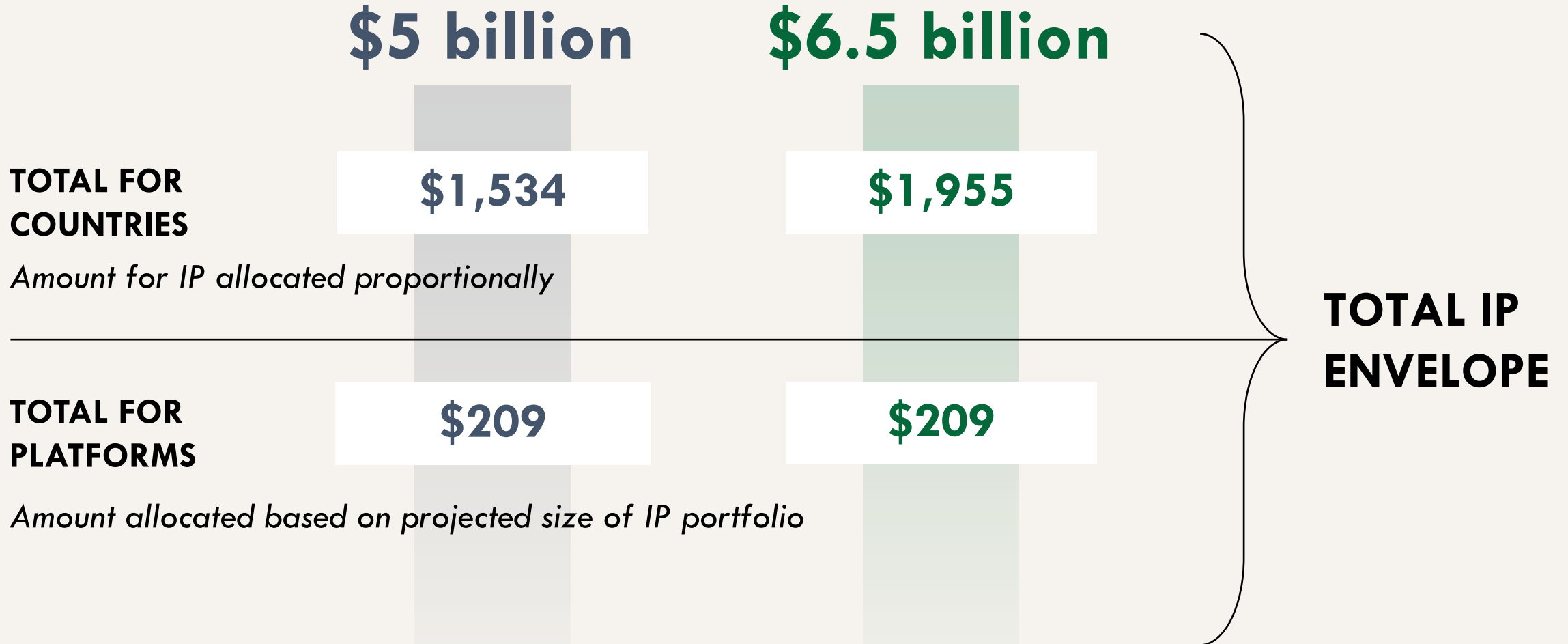
- Increased allocation for **Biodiversity**
- Biodiversity and Climate Change represent **50% of the entire request**
- Continued support for **Land Degradation Neutrality**
- Increased allocation for **Chemicals & Waste**
- Increased allocation for **International Waters**

GLOBAL AND CORPORATE PRIORITIES



- Increased allocation for **non-grant instruments**
- New dedicated window on **Innovation and Targeted Research**
- Minor upward adjustment in **total administrative budget allocation**
- **Increase in set-aside funding** for enabling activities under the three Rio conventions in the three scenarios
- Enhancements to the **Small Grants Program**

Indicative Amounts for Integrated Programs under Replenishment Scenarios



RESULTS TARGETS



Approach to target setting

Proposed targets by Core Indicators

Contributions from Integrated Programs

An evidence-based approach informed the GEF-8 target setting

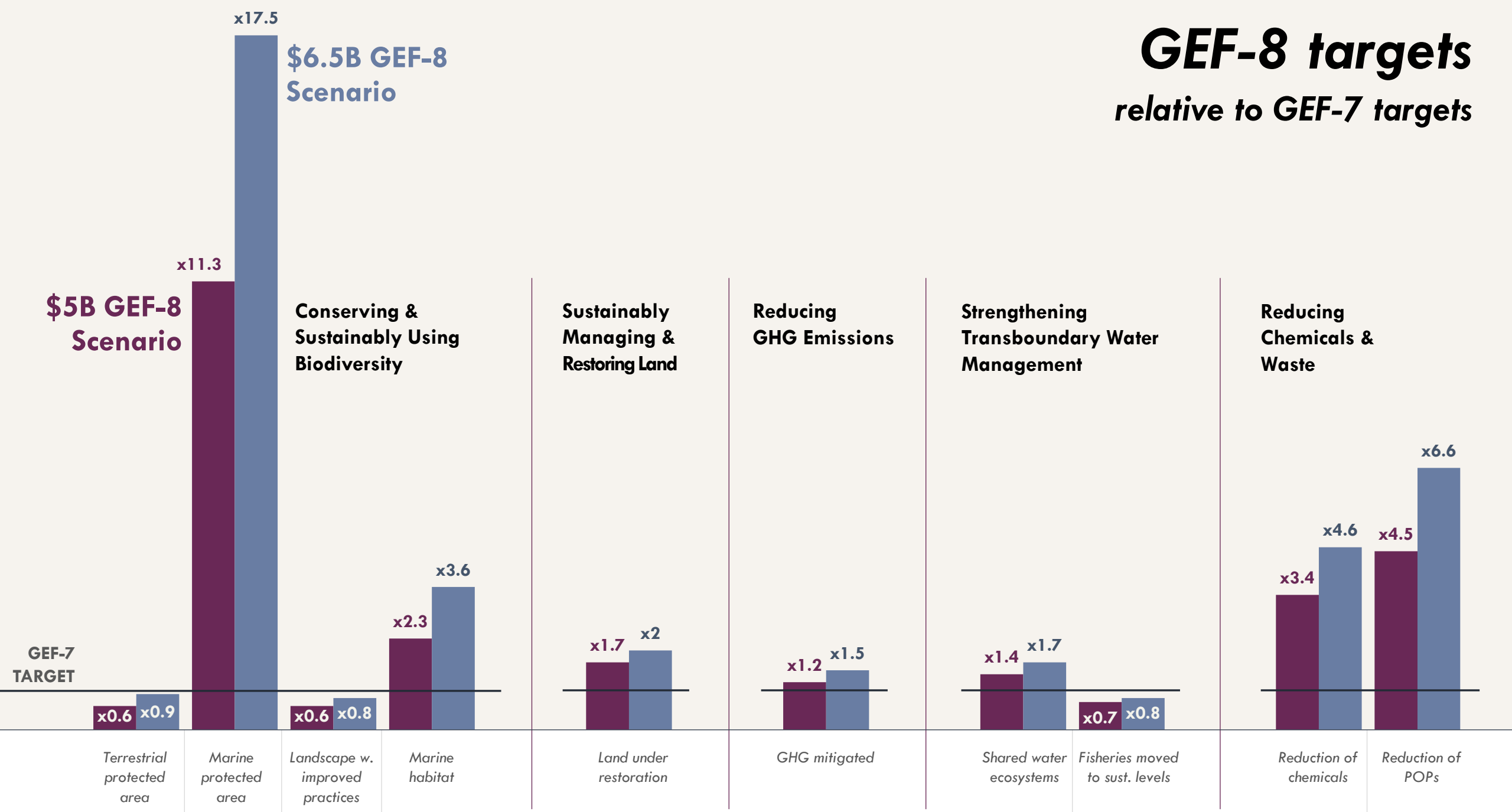


GEF-7 Target Monitoring

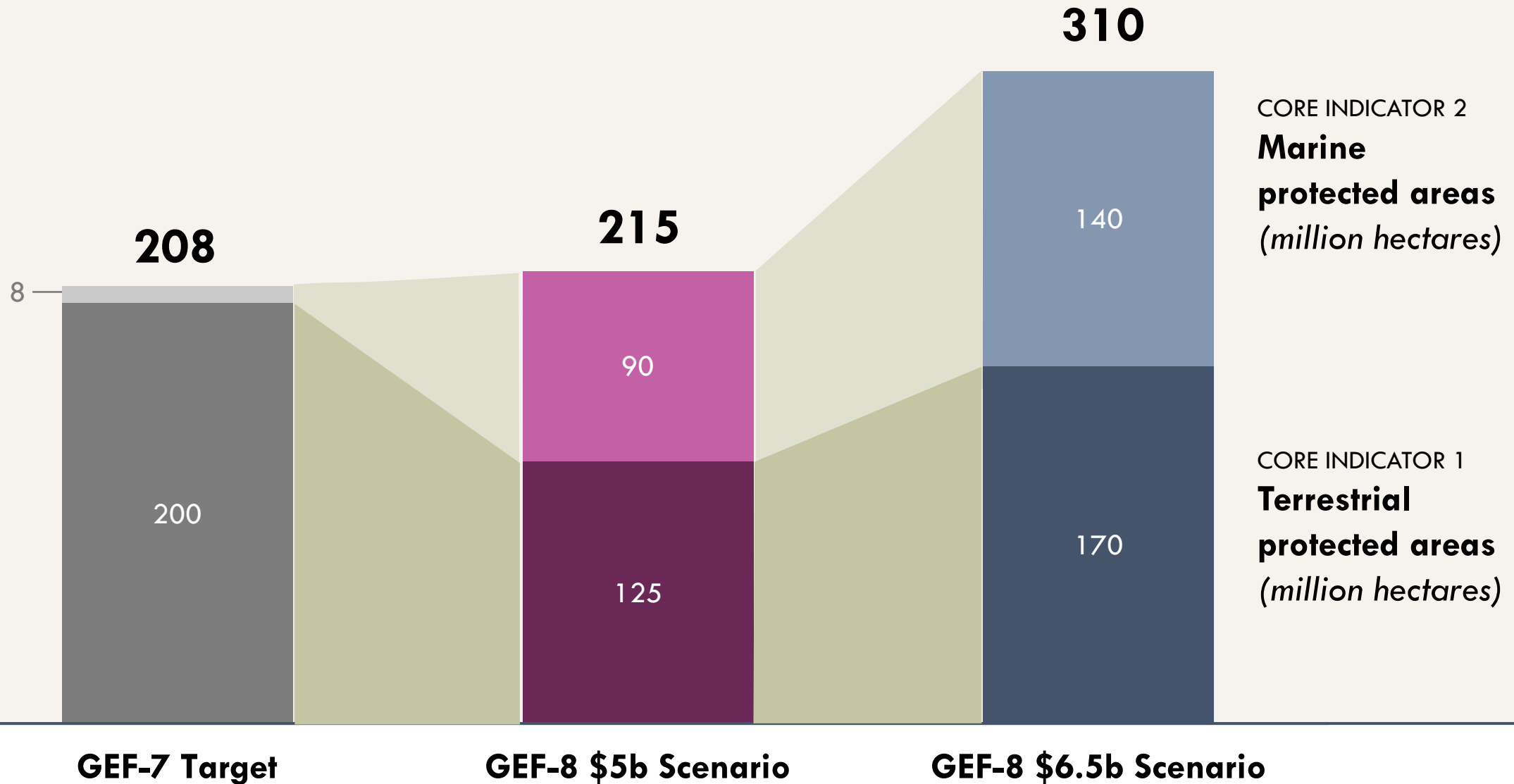
GEF-8 Target Setting

- Evidence from recent GEF cycles
- Statistical modelling and learning from GEF-7
- Ongoing iterative internal process
- Expert judgement
- Engagement with countries and agencies
- Contribution to **Global Goals**

GEF-8 targets relative to GEF-7 targets



GEF-8 will establish and sustainably manage more hectares of terrestrial and marine protected areas



Integrated Programs contribute markedly more to GEF-8 targets under the larger programming scenario

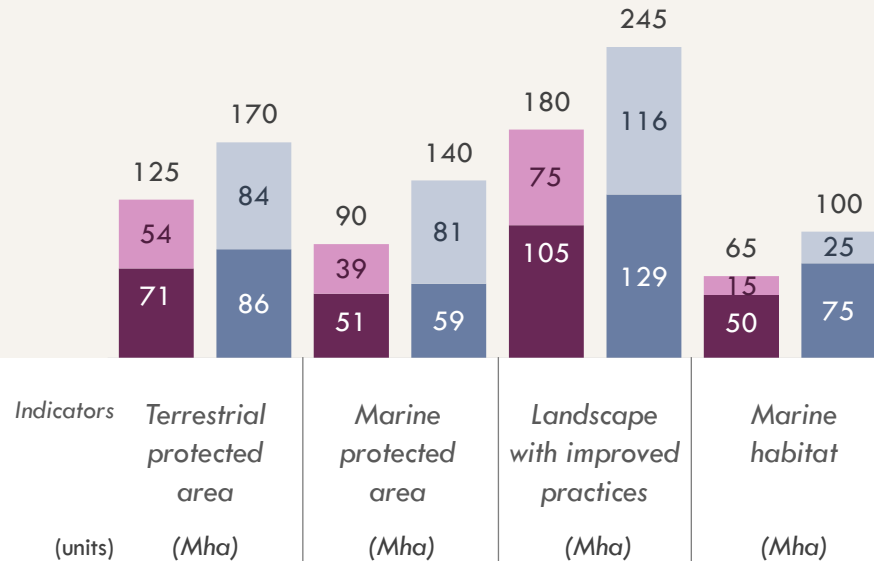
\$5B GEF-8 Scenario

Integrated programs | Standalone projects

\$6.5B GEF-8 Scenario

Integrated programs | Standalone projects

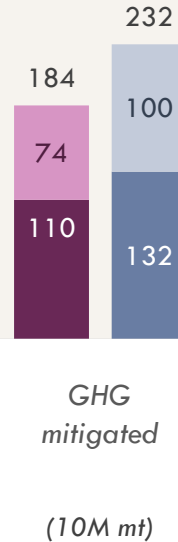
Conserving & Sustainably Using Biodiversity



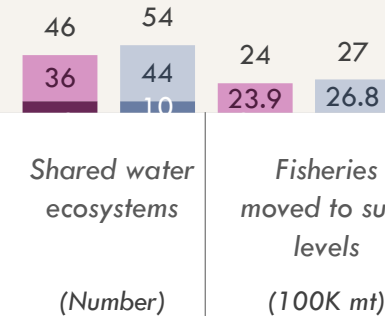
Sustainably Managing & Restoring Land



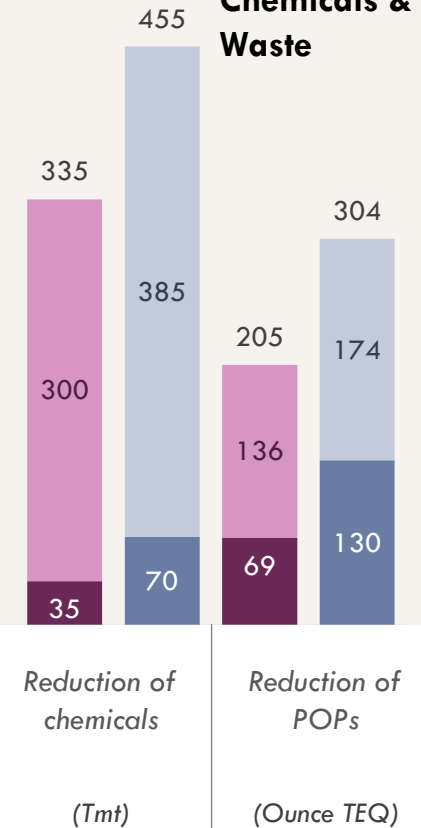
Reducing GHG Emissions



Strengthening Transboundary Water Management



Reducing Chemicals & Waste



Note: Some indicators use different units of measurement compared to those used in the related paper for visualization purpose.



GEF-8 Replenishment Programming Scenarios and Results Targets

3rd meeting | February 2022

