




# GEF Expanded Constituency Workshop for Southern Africa



GLOBAL ENVIRONMENT FACILITY  
INVESTING IN OUR PLANET



# DAY 4 (THURSDAY)

## AGENDA

- COUNTRY FACTSHEETS
- PARALLEL SESSIONS
  - BILATERAL MEETINGS
  - GEF E-BOARD & POLICY CAFÉ
  - SGP INFO SESSION
- OFP KNOWLEDGE & COLLABORATION PLATFORM DEMO
- ECW CLOSING
- LUNCH
- CLIMATE CHANGE ADAPTATION WORKSHOP



QR code: agenda,  
presentation, e-  
Board (PDF file)

<b>BILATERAL with Countries</b>	<b>Group 1 Paola, Remy</b>	<b>Group 2 Ibrahima, Jonathan, SJ</b>	<b>Group 3 Cyril, Susan, Aloke</b>
<b>9:30 – 10:15</b>	<b>Lesotho</b>	<b>Malawi</b>	<b>Zambia</b>
<b>10:15 – 11:00</b>	<b>Angola</b>	<b>Eswatini</b>	<b>Zimbabwe</b>
<b>11:00 – 11:45</b>	<b>South Africa</b>	<b>Namibia</b>	<b>Botswana</b>
<b>10:30 – 12:00</b>	<b>SGP session</b>		

# We are on Social Media:


You can use these hashtags when posting about this event:

**#fortheplanet**

or

**#GEF8**

## Follow & Tag the GEF



SCAN ME

# PORTFOLIO ANALYSIS

## Mozambique ECW Countries

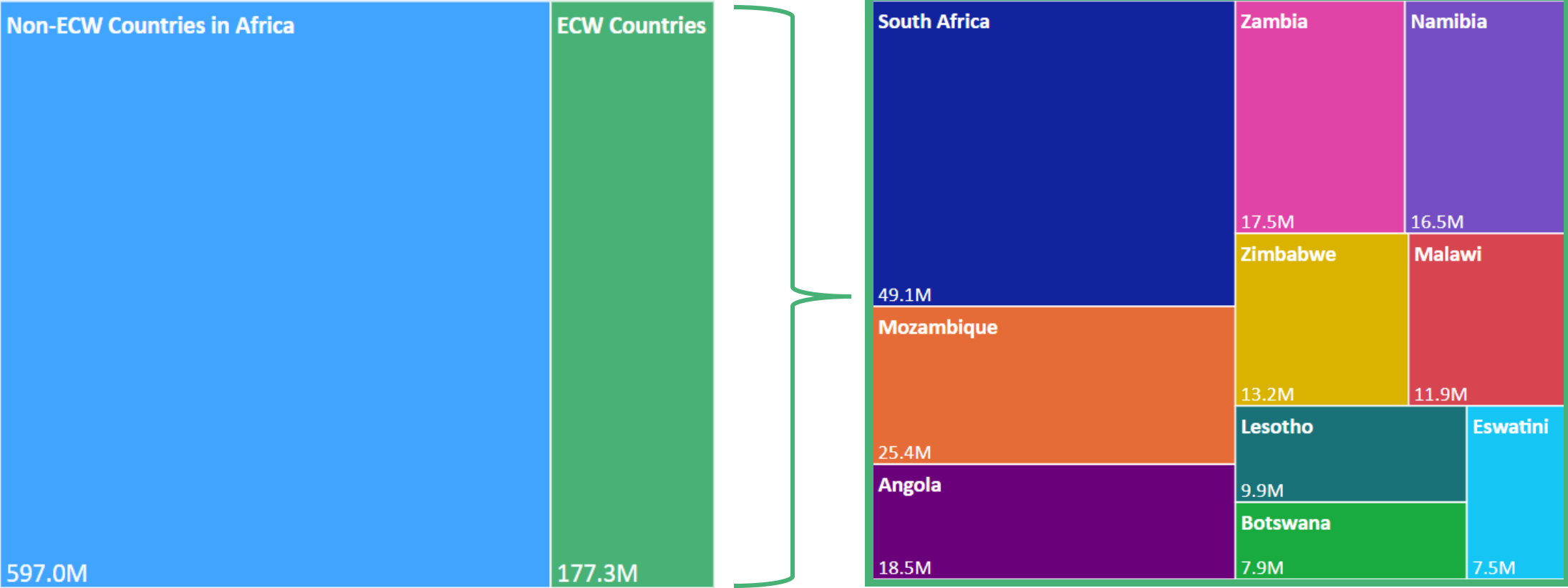
---

# OUTLINE

1. **GEF-8 STAR Allocation**
2. Progress in delivering GEF-7 commitments
3. Speed, quality and efficiency of the ongoing portfolio

# Allocations Account for 22% of GEF-8 STAR in Africa

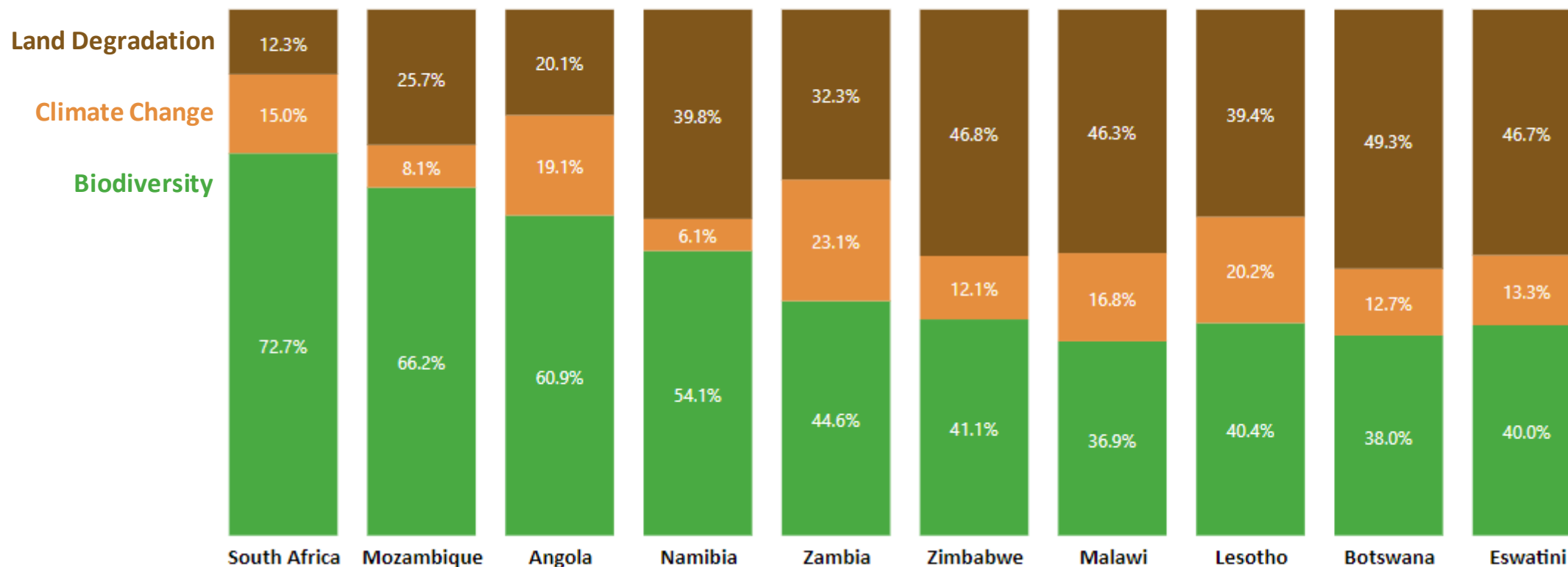
Includes some of the larger country allocations



Source: GEF Portal, data as of March 2023

# Larger Allocations for Biodiversity and Land Degradation

Over half of GEF-8 STAR allocations target Biodiversity in four countries



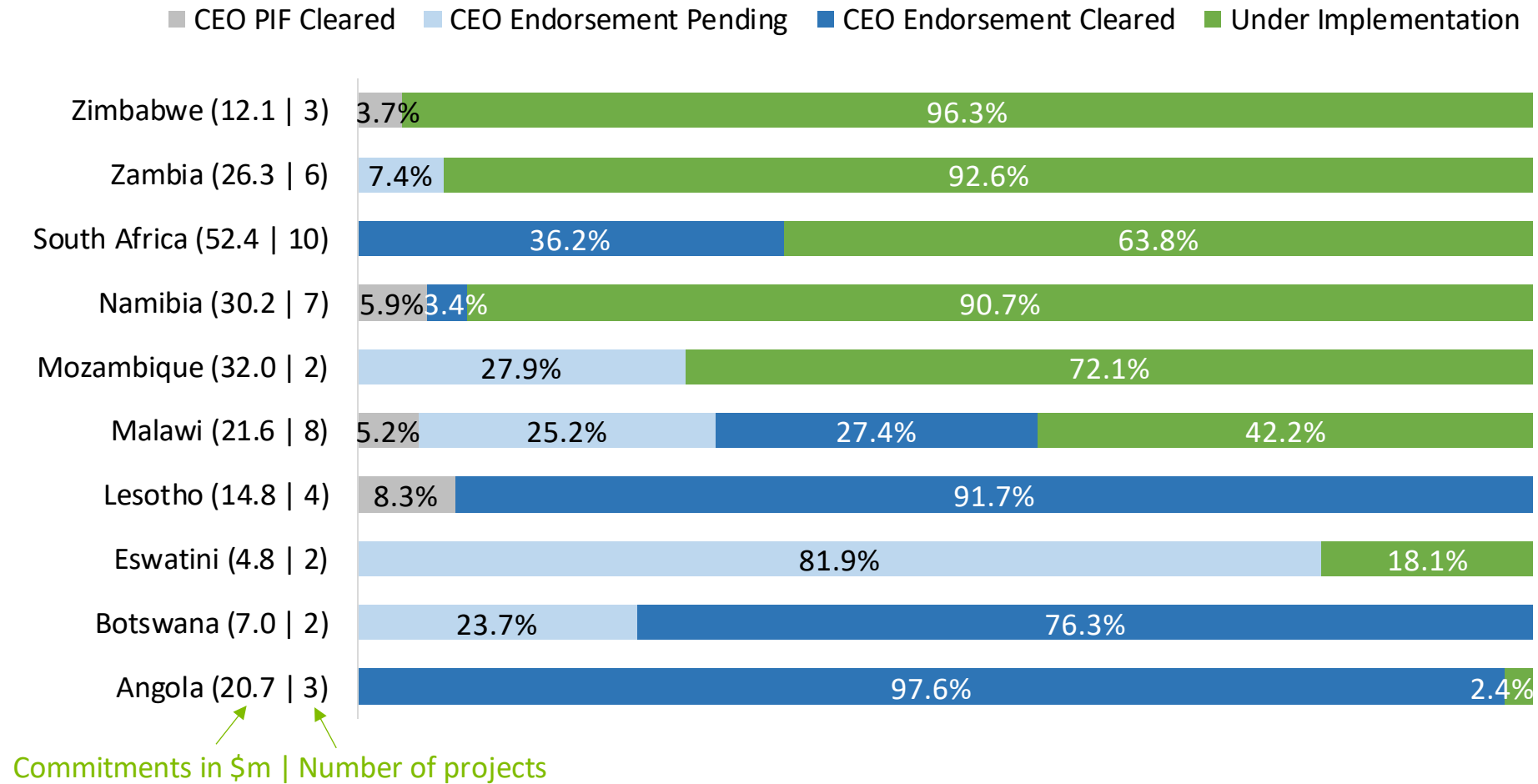


# OUTLINE

1. GEF-8 STAR Allocation
2. **Progress in delivering GEF-7 commitments**
3. Speed, quality and efficiency of the ongoing portfolio

# Implementation of GEF-7 is starting

Countries have yet to start implementation for over half of the commitments




Source: GEF Portal, data as of March 2023.

Includes GEF Trust Fund, Least Developed Countries Fund (LDCF) and Special Climate Change Fund (SCCF) for GEF-7 projects across all project types.

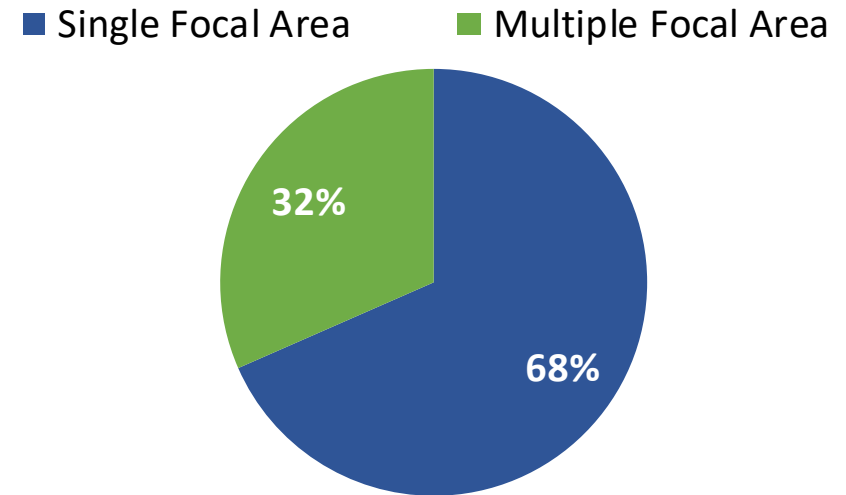
# Low disbursement reflects early implementation stage

Strong start in Mozambique with over 50 percent already disbursed

### Share of GEF-7 Commitments Disbursed



### Share of Multi-Focal Area Projects in GEF-7



Source: GEF Portal, data as of March 2023

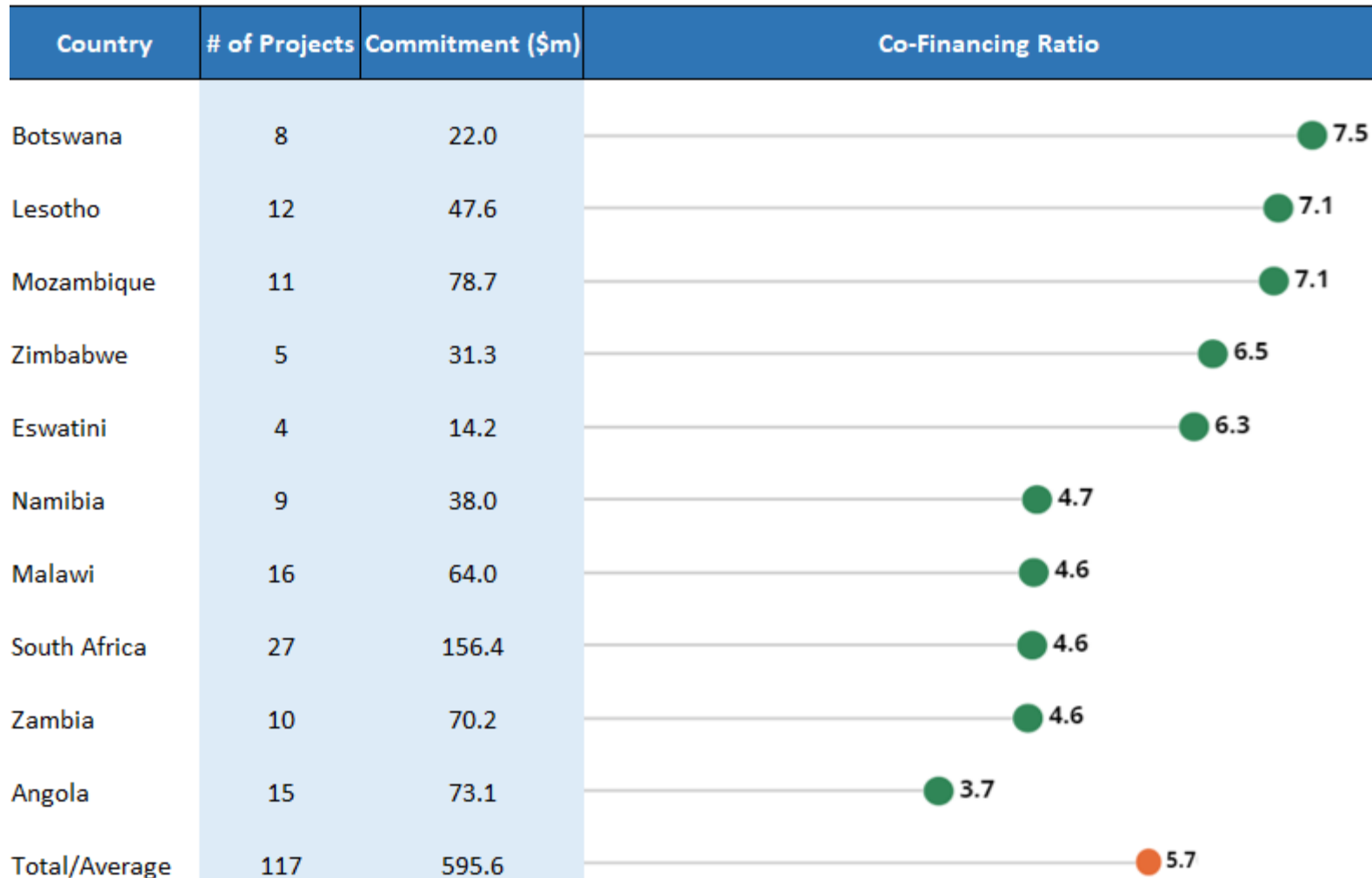
Includes GEF Trust Fund, Least Developed Countries Fund (LDCF) and Special Climate Change Fund (SCCF). FSP and MSP for GEF-7 only.

# OUTLINE

1. GEF-8 STAR Allocation
2. Progress in delivering GEF-7 commitments
3. **Speed, quality and efficiency of the ongoing portfolio**

# Collectively, 117 active projects amount to \$595.6m

Co-financing ratio varies across countries for active projects



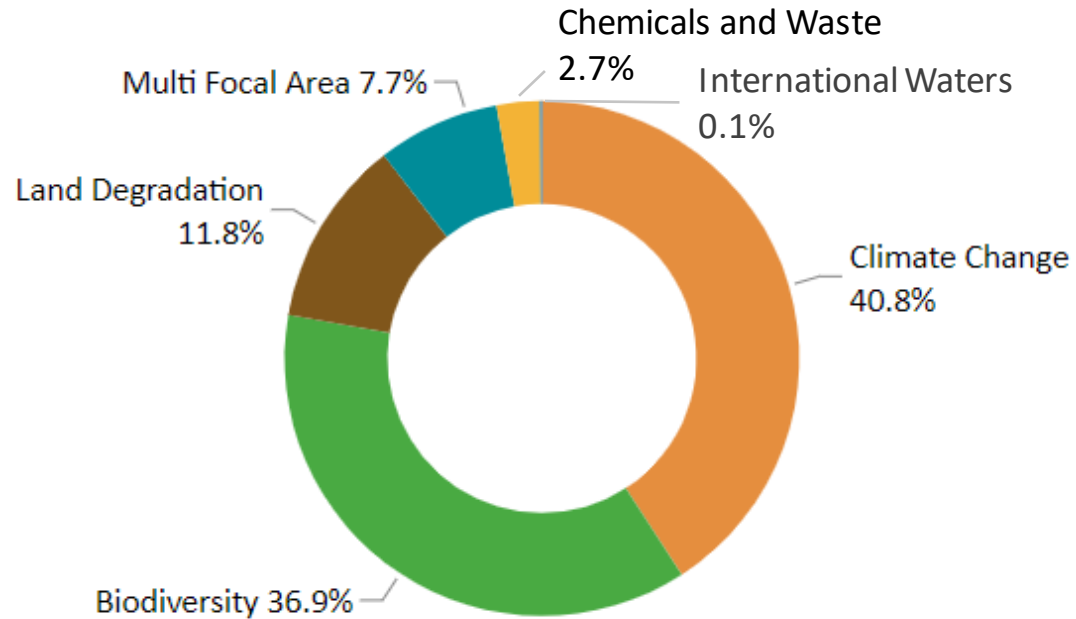
Source: GEF Portal, data as of March 2023

Includes GEF Trust Fund, Least Developed Countries Fund (LDCF) and Special Climate Change Fund (SCCF). Active FSPs and MSPs.

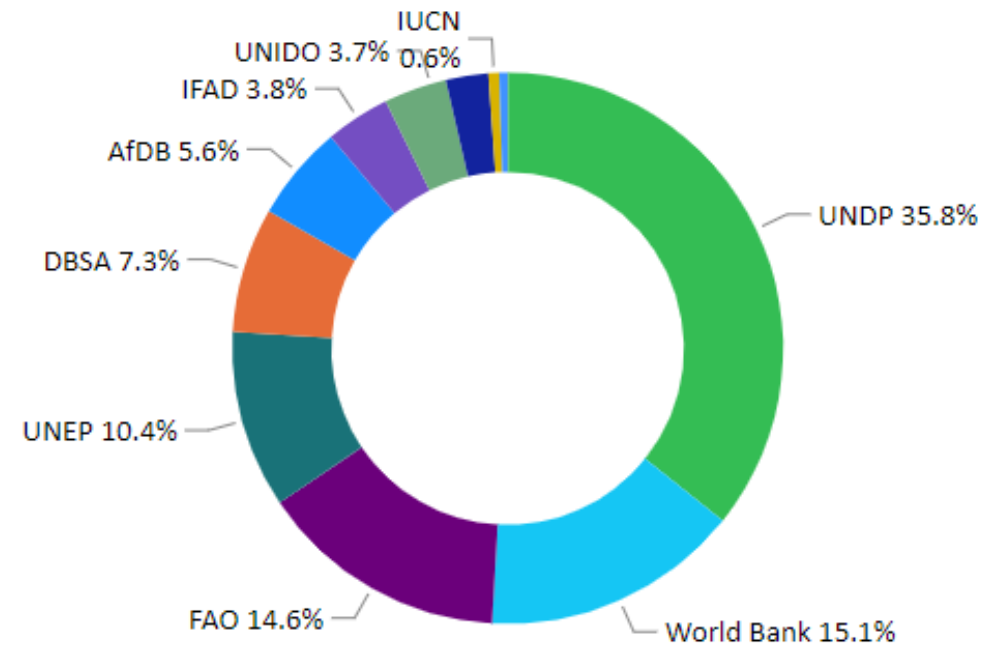
# Over 75% of ongoing commitments support BD and CC

UNDP, FAO and World Bank account for 65% of the active portfolio

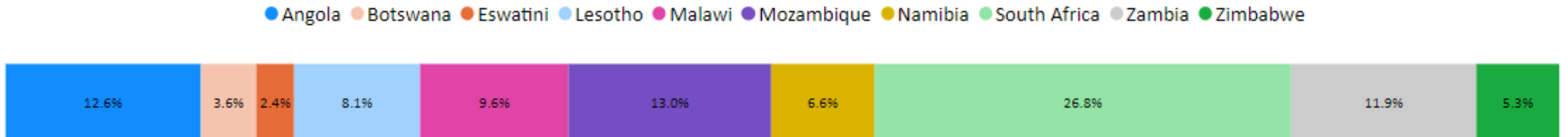
Share of Financing by Focal Area



Share of Financing by Agency



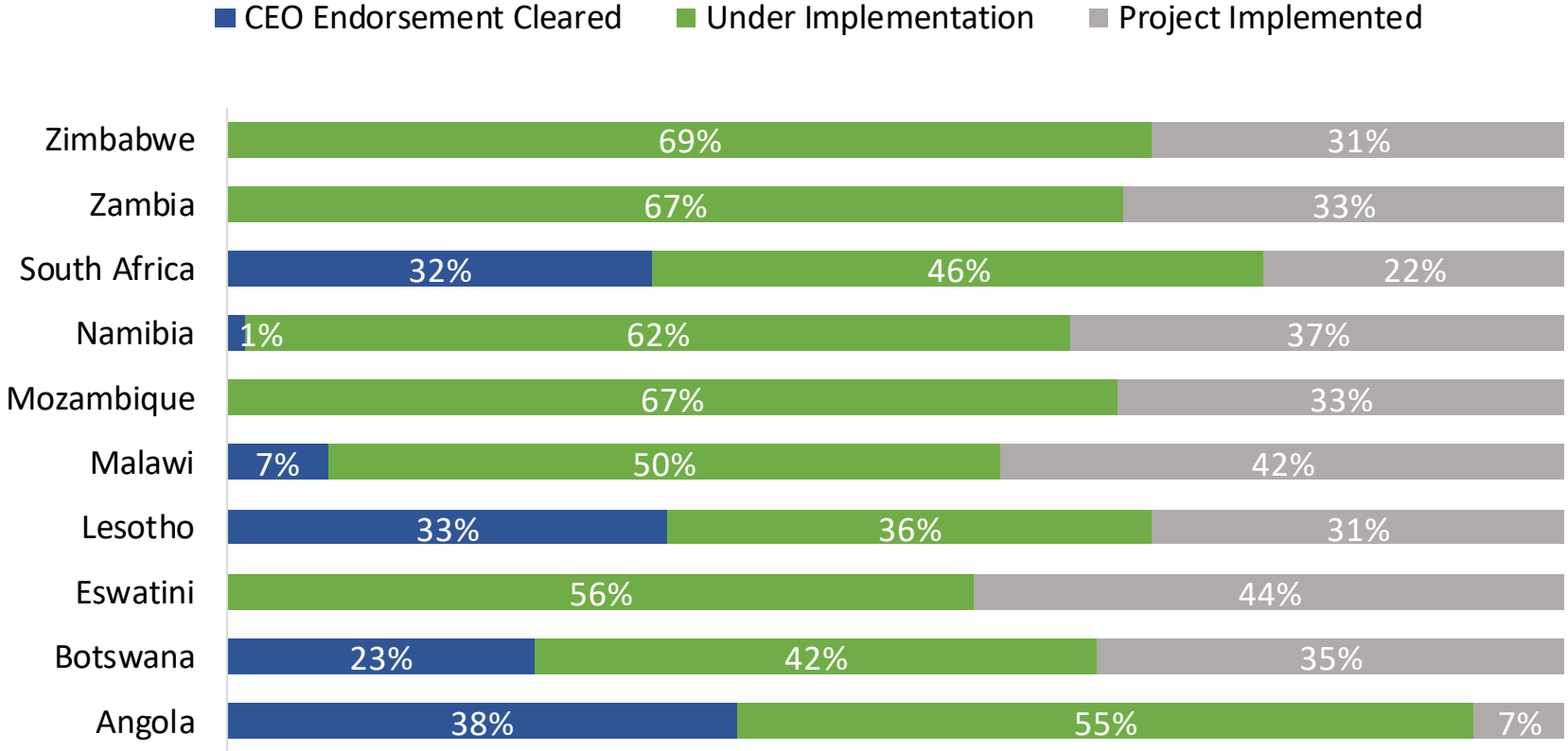
Share of Financing by Country



Source: GEF Portal, data as of March 2023. Includes GEF Trust Fund, Least Developed Countries Fund (LDCF) and Special Climate Change Fund (SCCF) across all types of active projects.

# The majority of active projects is under implementation

Some countries likely facing delays in start-up and closure

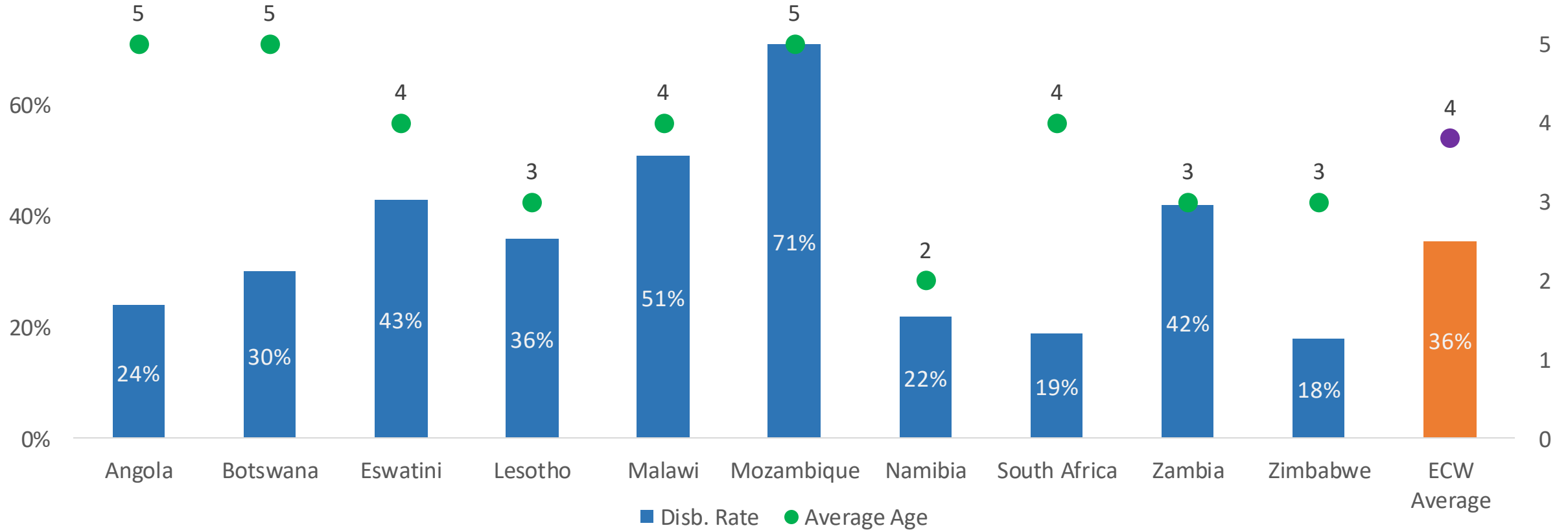


Source: GEF Portal, data as of March 2023

Includes GEF Trust Fund, Least Developed Countries Fund (LDCF) and Special Climate Change Fund (SCCF) for all active portfolio projects.

# Disbursement rate correlates little to portfolio age

Some countries with aging portfolios indicate low disbursement



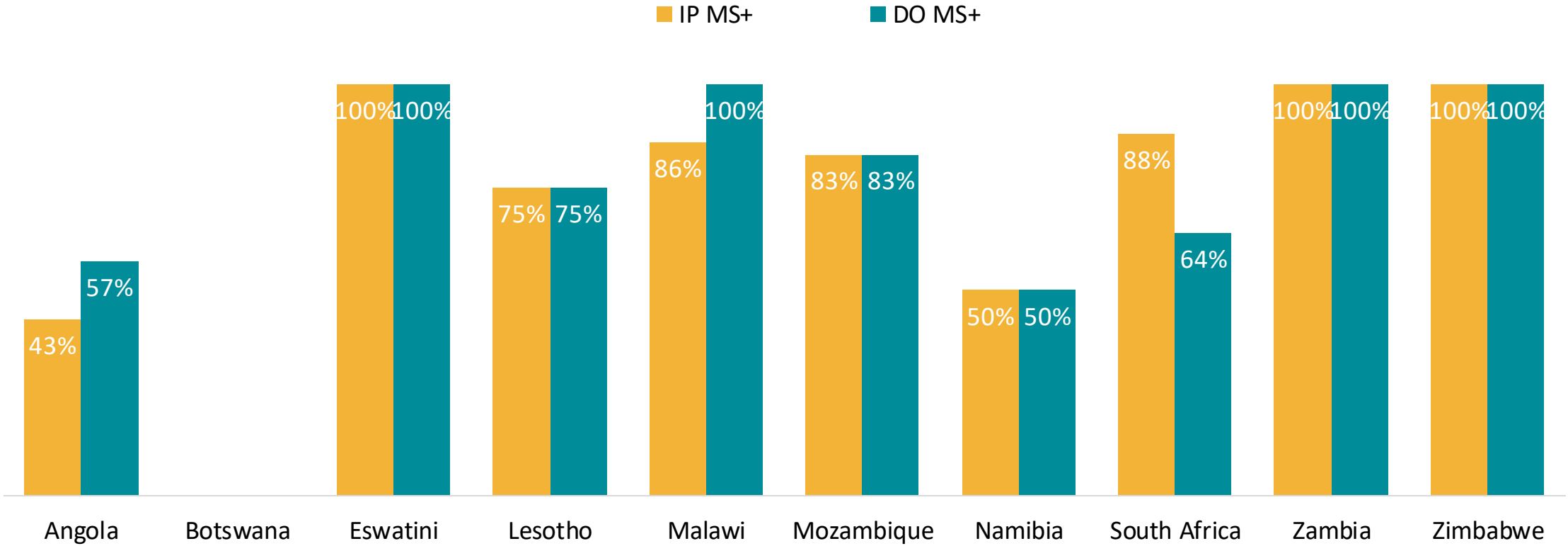
Source: GEF Portal, data as of March 2023

Includes GEF Trust Fund, Least Developed Countries Fund (LDCF) and Special Climate Change Fund (SCCF) for all active portfolio projects.



# Six countries with 75% of projects rated MS+ for IP and DO

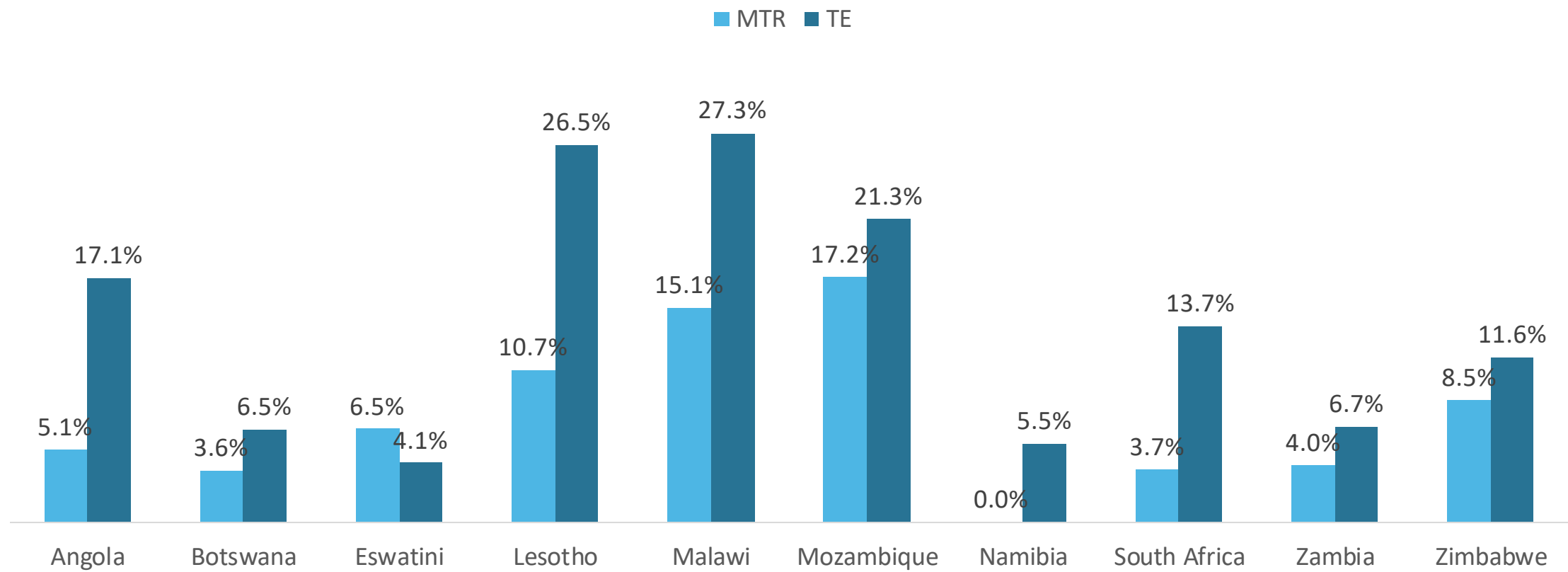
Couple countries with lower ratings



Source: GEF Portal, data as of March 2023  
Includes GEF Trust Fund, Least Developed Countries Fund (LDCF) and Special Climate Change Fund (SCCF) for all active portfolio projects.

# Co-financing materialized less than expected

## Low disbursement of co-financing at MTR



Source: GEF Portal, data as of March 2023  
Includes GEF Trust Fund, Least Developed Countries Fund (LDCF) and Special Climate Change Fund (SCCF), GEF5-7 projects for FSP and MSP

A vibrant toucan bird with a large, multi-colored beak (yellow, orange, red, and blue) and a yellow chest, perched on a mossy branch. The background is a solid green color.

# OBJECTIVE

Tool provided to the OFPs to help oversee & manage GEF portfolio

- Provides up-to-date info & data on
  - Resource allocation & commitment of STAR, LDCF & SCCF funds
  - Project implementation info
  - Average data on disbursement rate, project rating & development outcome
- Allows countries to make informed decision in GEF programming & resource planning
- Allows better coordination with the GEF Secretariat and Agencies

Available in GEF Portal  
(access provided to OFPs)

# Latest country resource allocation & utilization



**Better knowledge of resources utilization**

---



**Enhancing the focus on portfolio performance**

---



**Strengthening performance culture with data**

---



**Coordinating better with the secretariat and agencies**

---



**Taking steps to improve delivery and portfolio oversight**

---

Up to date as of January 19, 2023

### Country Focal Points

Operational Focal Point	Political Focal Point
Mr. Claudio Afonso National Director of Climate Change Ministry of Land and Environment	Mrs. Ivete Maibaze Minister Ministry of Land and Environment

### GEF-8 Allocations and Commitments

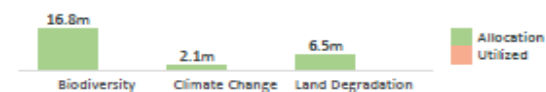
Mozambique has utilized 0 percent of its STAR resources and has \$25.4 million available for use out of its \$25.4 million allocation. This utilization rate is lower than the average of GEF countries standing at 1.1 percent.

#### Utilization of STAR resources

Each dot represents the share of allocated STAR resources utilized by country.



Utilization of resources in \$m by focal area.



#### Additional GEF resources

The following presents commitments made under additional focal areas, set asides and GEF-managed trust funds. Financing amounts represent the full project financing.

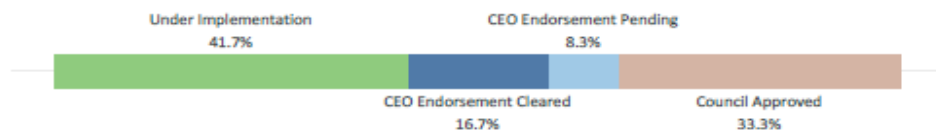
Type (\$m)	Resources
Chemicals and Waste	..
International Waters	..
Impact Program Incentive	..
Enabling Activity	..

Type (\$m)	Approved	Allocation
Least Developed Countries Fund (LDCF)	..	20
Special Climate Change Fund (SCCF)	..	

### GEF-7 Portfolio Progress

Mozambique has disbursed 71.3 percent or \$16.5 million out of its \$23.1 million active GEF-7 commitments in national projects.

#### Distribution of GEF-7 projects by status

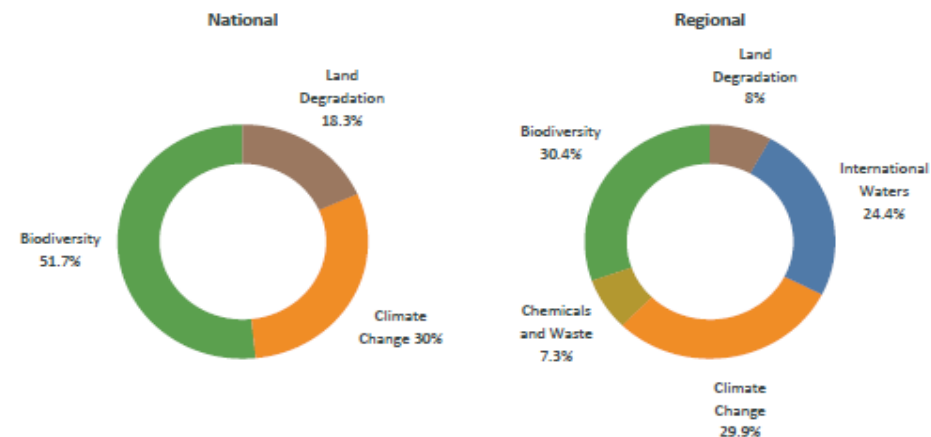


### Portfolio of Ongoing Projects

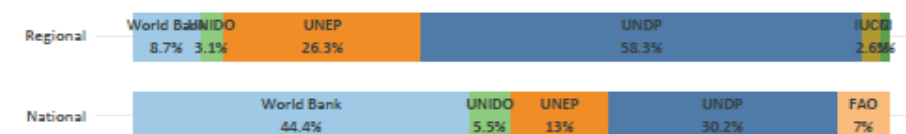
#### Portfolio of projects across GEF-managed Trust Funds

	Number	GEF financing (\$m)	Co-financing ratio (1:X)
<b>GEF TRUST FUND</b>			
National projects	8	46.8	4.9
Regional projects	22	238.0	4.4
<b>GEF-MANAGED TRUST FUNDS</b>			
LDCF projects	1	6.0	3.8
SCCF projects	0	0.0	..

#### Distribution by Focal Area



#### Distribution by Agency



#### Progress

	Key indicators		Projects rated Moderately Satisfactory or above	
	Disbursement rate (%)	Average age (year)	Implementation progress (%)	Development outcomes (%)
National projects	71	5	83	83
Regional projects	29	6	88	73

# COUNTRY FACTSHEET

## OFP Contact Information



Up to date as of January 19, 2023

### Country Focal Points

#### Operational Focal Point

Mr. Claudio Afonso  
National Director of Climate Change  
Ministry of Land and Environment

#### Political Focal Point

Mrs. Ivete Maibaze  
Minister  
Ministry of Land and Environment

### GEE-8 Allocations and Commitments

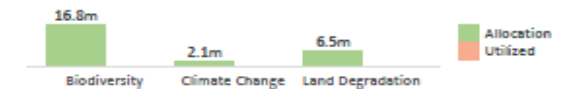
Mozambique has utilized 0 percent of its STAR resources and has \$25.4 million available for use out of its \$25.4 million allocation. This utilization rate is lower than the average of GEF countries standing at 1.1 percent.

#### Utilization of STAR resources

Each dot represents the share of allocated STAR resources utilized by country.



#### Utilization of resources in \$m by focal area.



#### Additional GEF resources

The following presents commitments made under additional focal areas, set asides and GEF-managed trust funds. Financing amounts represent the full project financing.

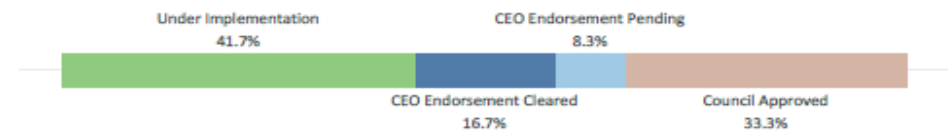
Type (\$m)	Resources
Chemicals and Waste	..
International Waters	..
Impact Program Incentive	..
Enabling Activity	..

Type (\$m)	Approved	Allocation
Least Developed Countries Fund (LDCF)	..	20
Special Climate Change Fund (SCCF)	..	

### GEF-7 Portfolio Progress

Mozambique has disbursed 71.3 percent or \$16.5 million out of its \$23.1 million active GEF-7 commitments in national projects.

#### Distribution of GEF-7 projects by status



# COUNTRY FACTSHEET



Up to date as of January 19, 2023

## Country Focal Points

### Operational Focal Point

Mr. Claudio Afonso  
National Director of Climate Change  
Ministry of Land and Environment

### Political Focal Point

Mrs. Ivete Maibaze  
Minister  
Ministry of Land and Environment

## GEF-8 Country Resource Allocation & Commitments

- STAR
- Additional GEF resources
- LDCF & SCCF

## GEF-8 Allocations and Commitments

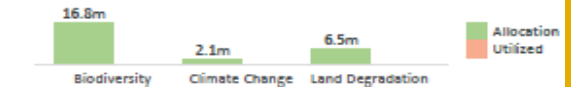
Mozambique has utilized 0 percent of its STAR resources and has \$25.4 million available for use out of its \$25.4 million allocation. This utilization rate is lower than the average of GEF countries standing at 1.1 percent.

### Utilization of STAR resources

Each dot represents the share of allocated STAR resources utilized by country.



### Utilization of resources in \$m by focal area.



### Additional GEF resources

The following presents commitments made under additional focal areas, set asides and GEF-managed trust funds. Financing amounts represent the full project financing.

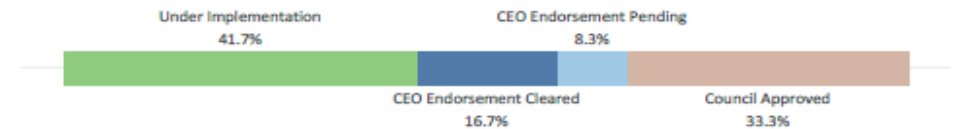
Type (\$m)	Resources
Chemicals and Waste	..
International Waters	..
Impact Program Incentive	..
Enabling Activity	..

Type (\$m)	Approved	Allocation
Least Developed Countries Fund (LDCF)	..	20
Special Climate Change Fund (SCCF)	..	

## GEF-7 Portfolio Progress

Mozambique has disbursed 71.3 percent or \$16.5 million out of its \$23.1 million active GEF-7 commitments in national projects.

### Distribution of GEF-7 projects by status



# COUNTRY FACTSHEET

## Latest GEF-7 Portfolio Distribution



Up to date as of January 19, 2023

### Country Focal Points

Operational Focal Point	Political Focal Point
Mr. Claudio Afonso National Director of Climate Change Ministry of Land and Environment	Mrs. Ivete Mailbaze Minister Ministry of Land and Environment

### GEF-8 Allocations and Commitments

Mozambique has utilized 0 percent of its STAR resources and has \$25.4 million available for use out of its \$25.4 million allocation. This utilization rate is lower than the average of GEF countries standing at 1.1 percent.

#### Utilization of STAR resources

Each dot represents the share of allocated STAR resources utilized by country.



#### Utilization of resources in \$m by focal area



### Additional GEF resources

The following presents commitments made under additional focal areas, set asides and GEF-managed trust funds. Financing amounts represent the full project financing.

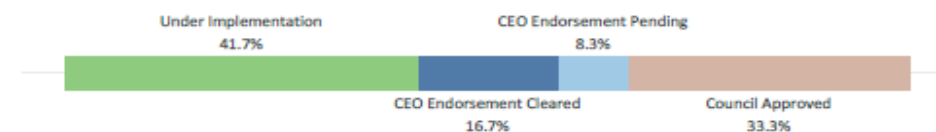
Type (\$m)	Resources
Chemicals and Waste	..
International Waters	..
Impact Program Incentive	..
Enabling Activity	..

Type (\$m)	Approved	Allocation
Least Developed Countries Fund (LDCF)	..	20
Special Climate Change Fund (SCCF)	..	

### GEF-7 Portfolio Progress

Mozambique has disbursed 71.3 percent or \$16.5 million out of its \$23.1 million active GEF-7 commitments in national projects.

#### Distribution of GEF-7 projects by status





# Portfolio Under Implementation (GEF resources & LDCF and SCCF)

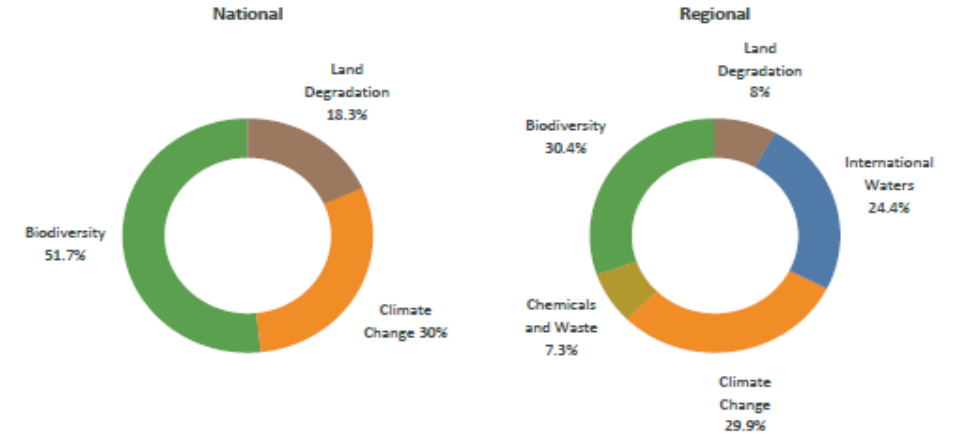


## Portfolio of Ongoing Projects

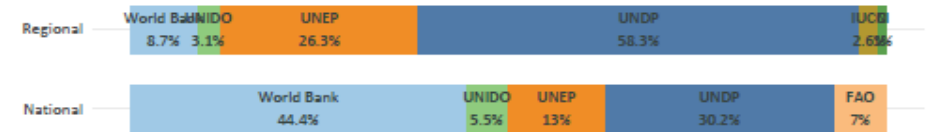
### Portfolio of projects across GEF-managed Trust Funds

	Number	GEF financing (\$m)	Co-financing ratio (1:X)
<b>GEF TRUST FUND</b>			
National projects	8	46.8	4.9
Regional projects	22	238.0	4.4
<b>GEF-MANAGED TRUST FUNDS</b>			
LDCF projects	1	6.0	3.8
SCCF projects	0	0.0	--

### Distribution by Focal Area



### Distribution by Agency



### Progress

	Key indicators		Projects rated Moderately Satisfactory or above	
	Disbursement rate (%)	Average age (year)	Implementation progress (%)	Development outcomes (%)
National projects	71	5	83	83
Regional projects	29	6	88	73

# COUNTRY FACTSHEET

## Distribution by focal areas:

- Biodiversity
- Land Degradation
- International Waters
- Climate Change
- Chemicals & Waste

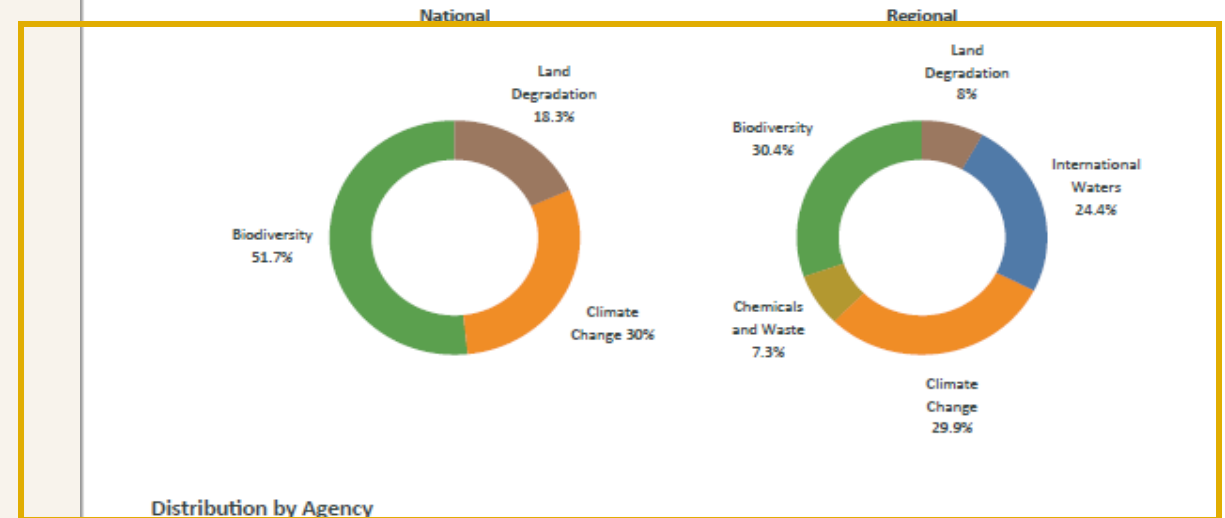
## Distribution by agency:

### Portfolio of Ongoing Projects

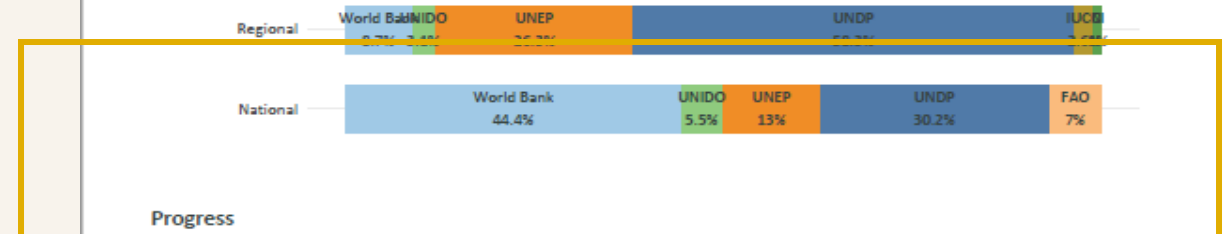
#### Portfolio of projects across GEF-managed Trust Funds

	Number	GEF financing (\$m)	Co-financing ratio (1:X)
<b>GEF TRUST FUND</b>			
National projects	8	46.8	4.9
Regional projects	22	238.0	4.4
<b>GEF-MANAGED TRUST FUNDS</b>			
LDCF projects	1	6.0	3.8
SCCF projects	0	0.0	--

#### Distribution by Focal Area



#### Distribution by Agency



#### Progress

	Key indicators		Projects rated Moderately Satisfactory or above	
	Disbursement rate (%)	Average age (year)	Implementation progress (%)	Development outcomes (%)
National projects	71	5	83	83
Regional projects	29	6	88	73

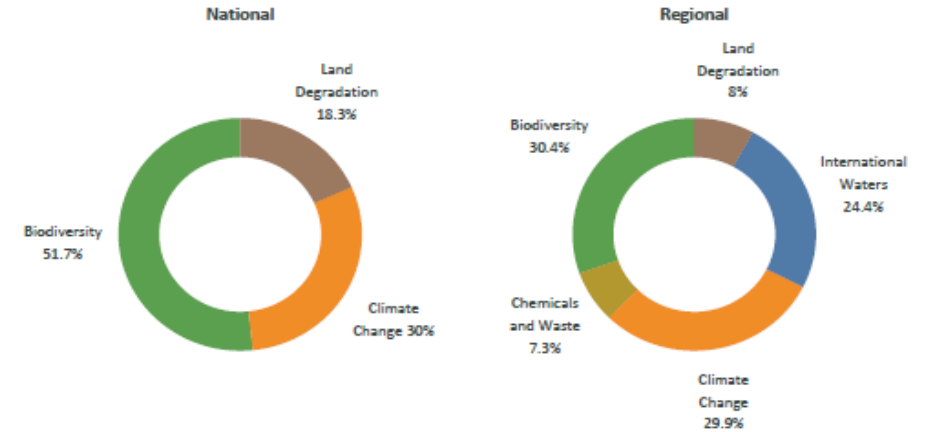
# COUNTRY FACTSHEET

## Portfolio of Ongoing Projects

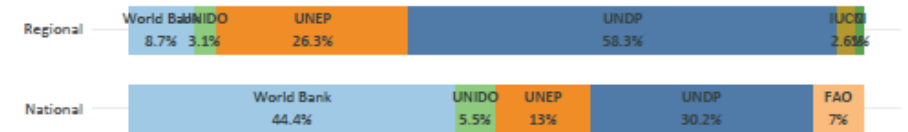
### Portfolio of projects across GEF-managed Trust Funds

GEF TRUST FUND	Number	GEF financing (\$m)	Co-financing ratio (1:X)
National projects	8	46.8	4.9
Regional projects	22	238.0	4.4
<b>GEF-MANAGED TRUST FUNDS</b>			
LDCF projects	1	6.0	3.8
SCCF projects	0	0.0	..

### Distribution by Focal Area



### Distribution by Agency



### Progress

	Key indicators		Projects rated Moderately Satisfactory or above	
	Disbursement rate (%)	Average age (year)	Implementation progress (%)	Development outcomes (%)
National projects	71	5	83	83
Regional projects	29	6	88	73

**Progress Summary Table:**  
Disbursement, age, ratings



# Country Factsheet - List of Projects by Status

## List of projects by status

GEFID	Type	Trust fund/phase	National or Regional	GEF financing amount	Focal area	Lead Agency	Status	Dates		Time to (in number of years)				Ratings		Disbrst. rate (%)
								PIF Approval	CEO Endorsement / Approval	1st Disbrst.	MTR	Terminal Eval.	Fin. Closure	Implm. Progress	Dvp. Outcome	
<b>Transitioning Africa to a Circular Economy: Eliminating POPs and Mercury from Value Chains (TRACE)</b>																
10884	PFD	GEF - 7 / GET	Regional	22,602,250	Chemicals and Waste	AfDB	PIF Rejected	--	--	--	--	--	--	--	--	--
<b>Groundwater for Deep Resilience in Africa (G4DR in Africa)</b>																
10970	FSP	GEF - 7 / GET	Regional	5,786,073	International Waters	FAO	Council Approved	2022-05-24	--	--	--	--	--	--	--	--
<b>Sustainable Forest Management Impact Program on Dryland Sustainable Landscapes</b>																
10206	PFD	GEF - 7 / GET	Global	95,844,674	Multi Focal Area	FAO	Council Approved	2019-05-14	--	--	--	--	--	--	--	--
<b>Global Partnership on Wildlife Conservation and Crime Prevention for Sustainable Development (PROGRAM)</b>																
9071	PFD	GEF - 6 / GET	Global	5,334,587	Multi Focal Area	World Bank	Council Approved	2015-06-04	--	--	--	--	--	--	--	--
<b>Scaling up local adaptation and climate-risk informed planning for resilient livelihoods</b>																
10100	FSP	GEF - 7 / LDCF	National	8,932,420	Climate Change	UNDP	CEO Endorsement Pending	2018-11-20	--	--	--	--	--	--	--	--
<b>Strengthening national-level institutional and professional capacities of country Parties towards enhanced UNCCD monitoring and reporting – GEF 7 EA Umbrella V</b>																
10957	EA	GEF - 7 / GET	Global	1,917,804	Land Degradation	UNEP	CEO Endorsement Cleared	--	--	--	--	--	--	--	--	--
<b>Global Biodiversity Framework Early Action Support (GLOBAL 1)</b>																
10943	EA	GEF - 7 / GET	Global	1,917,811	Biodiversity	UNEP	CEO Endorsement Cleared	--	--	--	--	--	--	--	--	--
<b>GEF Sustainable Groundwater Management In SADC Member States Project Phase 2</b>																
10797	FSP	GEF - 7 / GET	Regional	4,566,210	International Waters	World Bank	CEO Endorsement Cleared	2021-05-17	2022-12-08	--	--	--	--	--	--	--
<b>The deployment of EarthRanger, a data visualization and analysis software to strengthen Protected Area Management Effectiveness in Africa's National Parks.</b>																
10551	FSP	GEF - 7 / GET	Regional	2,407,360	Biodiversity	CI	CEO Endorsement Cleared	2020-05-19	2022-03-23	--	--	--	--	--	--	--
<b>Integrated Transboundary River Basin Management for the Sustainable Development of the Limpopo River Basin</b>																
10182	FSP	GEF - 7 / GET	Regional	6,000,000	International Waters	UNDP	CEO Endorsement Cleared	2019-12-12	2022-01-04	--	--	--	--	--	--	--
<b>Support to Preparation of the Fourth National Biosafety Reports to the Cartagena Protocol on Biosafety - AFRICA REGION</b>																
10638	EA	GEF - 7 / GET	Regional	1,287,000	Biodiversity	UNEP	Under Implementation	--	--	--	--	--	Satisfactory	Satisfactory	55	
<b>Conservation Areas for Biodiversity Conservation and Development II-Additional Financing</b>																
10583	FSP	GEF - 7 / GET	National	23,115,776	Multi Focal Area	World Bank	Under Implementation	--	2020-07-21	--	--	--	--	Moderately Satisfactory	Moderately Satisfactory	71
<b>Piloting innovative financing for climate adaptation technologies in medium-sized cities</b>																
10433	MSP	GEF - 7 / MTF	Global	677,000	Climate Change	UNIDO	Under Implementation	2022-03-04	--	--	--	--	--	--	--	0
<b>GEF Support to UNCCD 2018 National Reporting Process - Umbrella I</b>																

# Country Factsheet - List of Projects by Status

GEFID	Type	Trust fund/phase	National Region	GEF amount	Focal area	Lead Agency	Status	Dates		Time to (in number of years)				Ratings		Disbrt. rate (%)
								PIF Approval	CEO Endorsement / Approval	1st Disbrst.	MTR	Terminal	Fin. Closure	Impm. Progress	Opp. Outcome	
<b>Transitioning Africa to a Circular Economy: Eliminating POPs and Mercury from Value Chains (TRACE)</b>																
10884	PFD	GEF - 7 / GET	Regional	22,602,250	Chemicals and Waste	AfDB	PIF Rejected	--	--	--	--	--	--	--	--	--
<b>Groundwater for Deep Resilience in Africa (G4DR in Africa)</b>																
10970	FSP	GEF - 7 / GET	Regional	5,786,073	International Waters	FAO	Council Approved	2022-05-24	--	--	--	--	--	--	--	--
<b>Sustainable Forest Management Impact Program on Dryland Sustainable Landscapes</b>																
10206	PFD	GEF - 7 / GET	Global	95,844,674	Multi Focal Area	FAO	Council Approved	2019-05-14	--	--	--	--	--	--	--	--
<b>Global Partnership on Wildlife Conservation and Crime Prevention for Sustainable Development (PROGRAM)</b>																
9071	PFD	GEF - 6 / GET	Global	5,334,587	Multi Focal Area	World Bank	Council Approved	2015-06-04	--	--	--	--	--	--	--	--
<b>Scaling up local adaptation and climate-risk informed planning for resilient livelihoods</b>																
10100	FSP	GEF - 7 / LDCF	National	8,932,420	Climate Change	UNDP	CEO Endorsement Pending	2018-11-20	--	--	--	--	--	--	--	--
<b>Strengthening national-level institutional and professional capacities of country Parties towards enhanced UNCCD monitoring and reporting – GEF 7 EA Umbrella V</b>																
10957	EA	GEF - 7 / GET	Global	1,917,804	Land Degradation	UNEP	CEO Endorsement Cleared	--	--	--	--	--	--	--	--	--
<b>Global Biodiversity Framework Early Action Support (GLOBAL 1)</b>																
10943	EA	GEF - 7 / GET	Global	1,917,811	Biodiversity	UNEP	CEO Endorsement Cleared	--	--	--	--	--	--	--	--	--
<b>GEF Sustainable Groundwater Management in SADC Member States Project Phase 2</b>																
10797	FSP	GEF - 7 / GET	Regional	4,566,210	International Waters	World Bank	CEO Endorsement Cleared	2021-05-17	2022-12-08	--	--	--	--	--	--	--
<b>The deployment of EarthRanger, a data visualization and analysis software to strengthen Protected Area Management Effectiveness in Africa's National Parks.</b>																
10551	FSP	GEF - 7 / GET	Regional	2,407,360	Biodiversity	CI	CEO Endorsement Cleared	2020-05-19	2022-03-23	--	--	--	--	--	--	--
<b>Integrated Transboundary River Basin Management for the Sustainable Development of the Limpopo River Basin</b>																
10182	FSP	GEF - 7 / GET	Regional	6,000,000	International Waters	UNDP	CEO Endorsement Cleared	2019-12-12	2022-01-04	--	--	--	--	--	--	--
<b>Support to Preparation of the Fourth National Biosafety Reports to the Cartagena Protocol on Biosafety - AFRICA REGION</b>																
10638	EA	GEF - 7 / GET	Regional	1,287,000	Biodiversity	UNEP	Under Implementation	--	--	--	--	--	Satisfactory	Satisfactory	55	
<b>Conservation Areas for Biodiversity Conservation and Development II-Additional Financing</b>																
10583	FSP	GEF - 7 / GET	National	23,115,776	Multi Focal Area	World Bank	Under Implementation	--	2020-07-21	--	--	--	--	Moderately Satisfactory	Moderately Satisfactory	71
<b>Piloting innovative financing for climate adaptation technologies in medium-sized cities</b>																
10433	MSP	GEF - 7 / MTF	Global	677,000	Climate Change	UNIDO	Under Implementation	2022-03-04	--	--	--	--	--	--	--	0
<b>GEF Support to UNCCD 2018 National Reporting Process - Umbrella I</b>																

Project Information

Key Dates

Time Lapse


Ratings & Disbursement Rate

# COUNTRY FACTSHEET

# AVAILABLE IN THE GEF PORTAL

## Country factsheet page

- The country factsheet page is ready to be read from the GEF Portal and it can be downloaded or printed directly.





GLOBAL ENVIRONMENT FACILITY  
INVESTING IN OUR PLANET

[www.theGEF.org](http://www.theGEF.org)

## THE GEF PORTAL

---

### A Quick Overview



# Overview



- IT-based system to support three main areas of partnership work
  - Project review process – submission, review and approval of proposed projects
  - Project implementation modules – info/reports during implementation
  - Project portfolio info more generally – it's all there and accessible (see next slide)
  
- Multiple users - tailored to role
  - Secretariat, Agencies, OFPs, STAP, IEO, Convention Secretariats, Council
  - Need to register – ITS here today





## What you will see inside

- Entry fields and review sheets aligned to programming strategy, policies, financing and operations
  - To help match project proposals to the agenda of the Partnership
  - Being *updated for GEF-8* and *streamlined* as we speak
- Reservoir of information on project portfolio – with reports, finger-tip access
  - *Drop down menus* to access documents (PIFs, PFDs, PIRs, Review Sheets, etc.) and other information
  - *Search feature* with filters to enable access across the project portfolio
  - *Reporting features* to access and generate reports on updated information on all projects

# A look inside



# Landing Page - OFPs



## Focal Point Projects

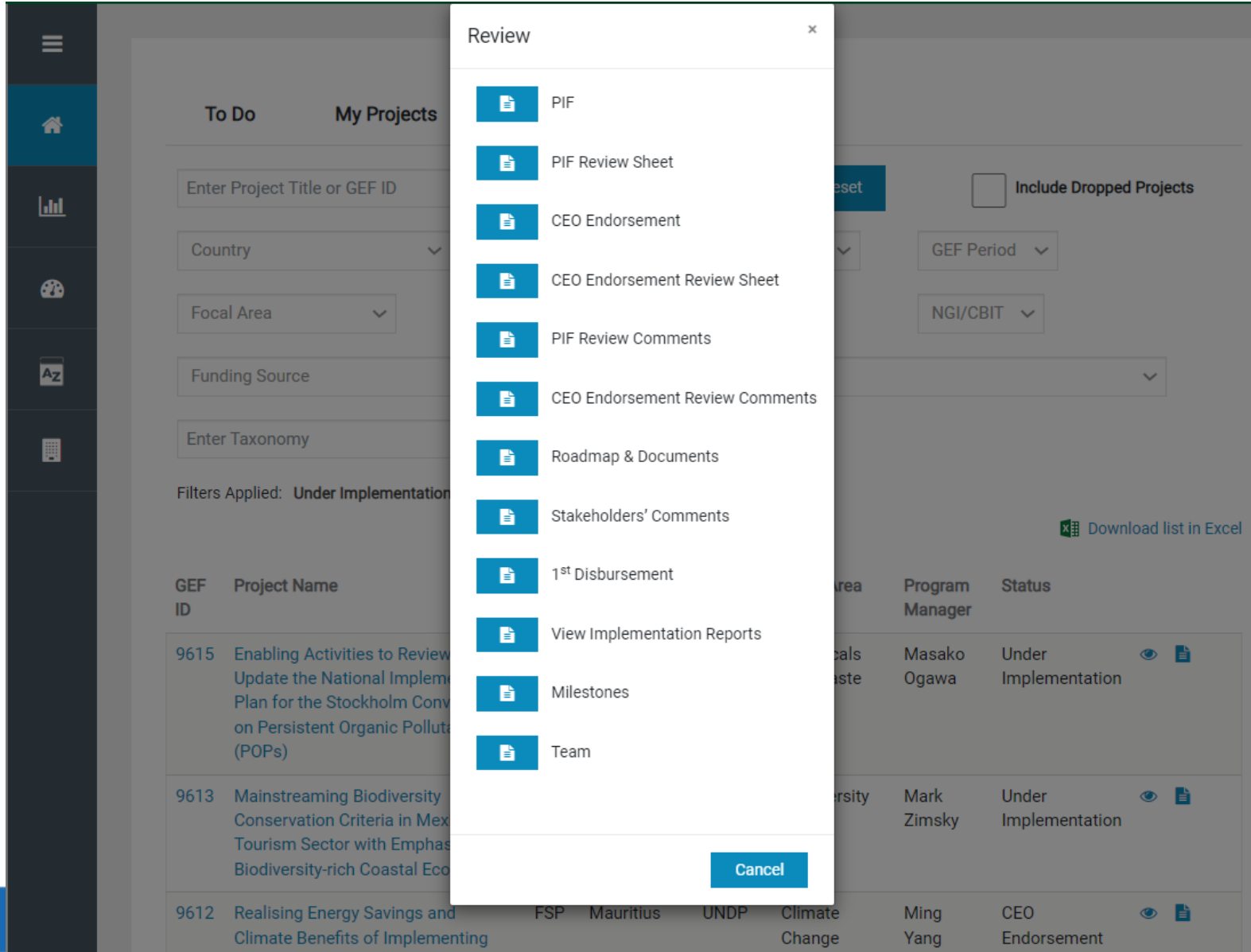
Filters Applied:

[Download list in Excel](#)

GEF ID	Project Name	Type	Country	Agency	Focal Area	Program Manager	Status	
11029	<a href="#">Global Biodiversity Framework Early Action Support (Asia Pacific 7)</a>	EA	Regional	UNDP	Biodiversity	Mark Zimsky	CEO Endorsement Cleared	
10921	<a href="#">Enhancing Political Will for Sustainable Protected Areas Financing</a>	MSP	Global	UNEP	Biodiversity	Hannah Fairbank	CEO Endorsement Pending	
10913	<a href="#">Protection of biodiversity and sustainable land-use in conservation landscapes in South Sulawesi, Gorontalo and East Nusa Tenggara</a>	FSP	Indonesia	UNEP	Multi Focal Area	Hannah Fairbank	Council Approved	

- ❖ Projects in own country, all PFDs, regional/global projects in which country involved
- ❖ Project list includes hot-links to access underlying documents, a roadmap of project timeline, and other project-related information
- ❖ Search feature with filters to locate info

# Drop-down menus



**Review**

- PIF
- PIF Review Sheet
- CEO Endorsement
- CEO Endorsement Review Sheet
- PIF Review Comments
- CEO Endorsement Review Comments
- Roadmap & Documents
- Stakeholders' Comments
- 1<sup>st</sup> Disbursement
- View Implementation Reports
- Milestones
- Team

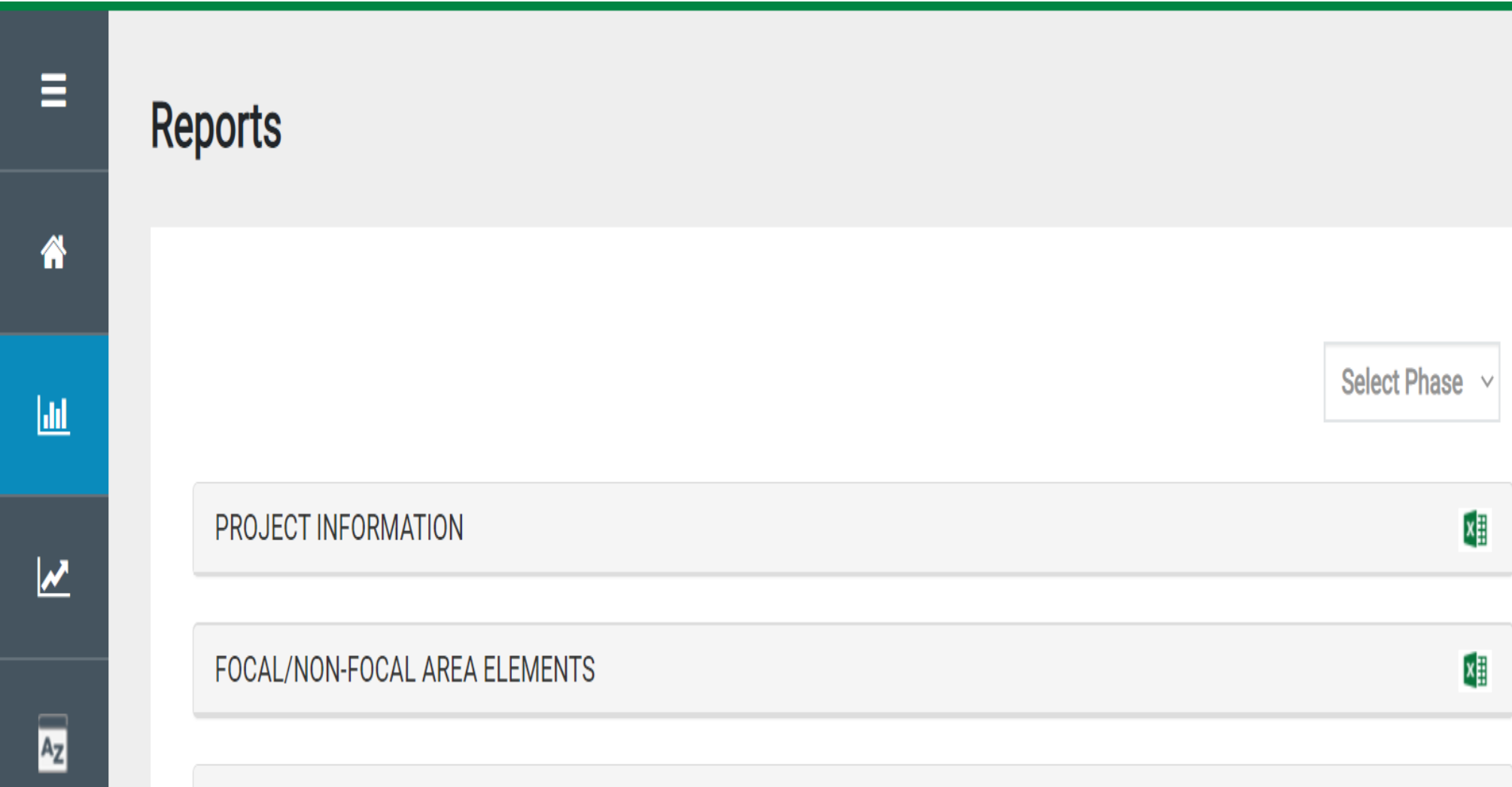
Cancel

Filters Applied: **Under Implementation**

GEF ID	Project Name	Area	Program Manager	Status
9615	Enabling Activities to Review Update the National Implementation Plan for the Stockholm Convention on Persistent Organic Pollutants (POPs)	als	Masako Ogawa	Under Implementation
9613	Mainstreaming Biodiversity Conservation Criteria in Mexico Tourism Sector with Emphasis on Biodiversity-rich Coastal Eco	rsity	Mark Zimsky	Under Implementation
9612	Realising Energy Savings and Climate Benefits of Implementing	FSP	Ming Yang	CEO Endorsement





# Reports Feature



Reports

Select Phase ▾

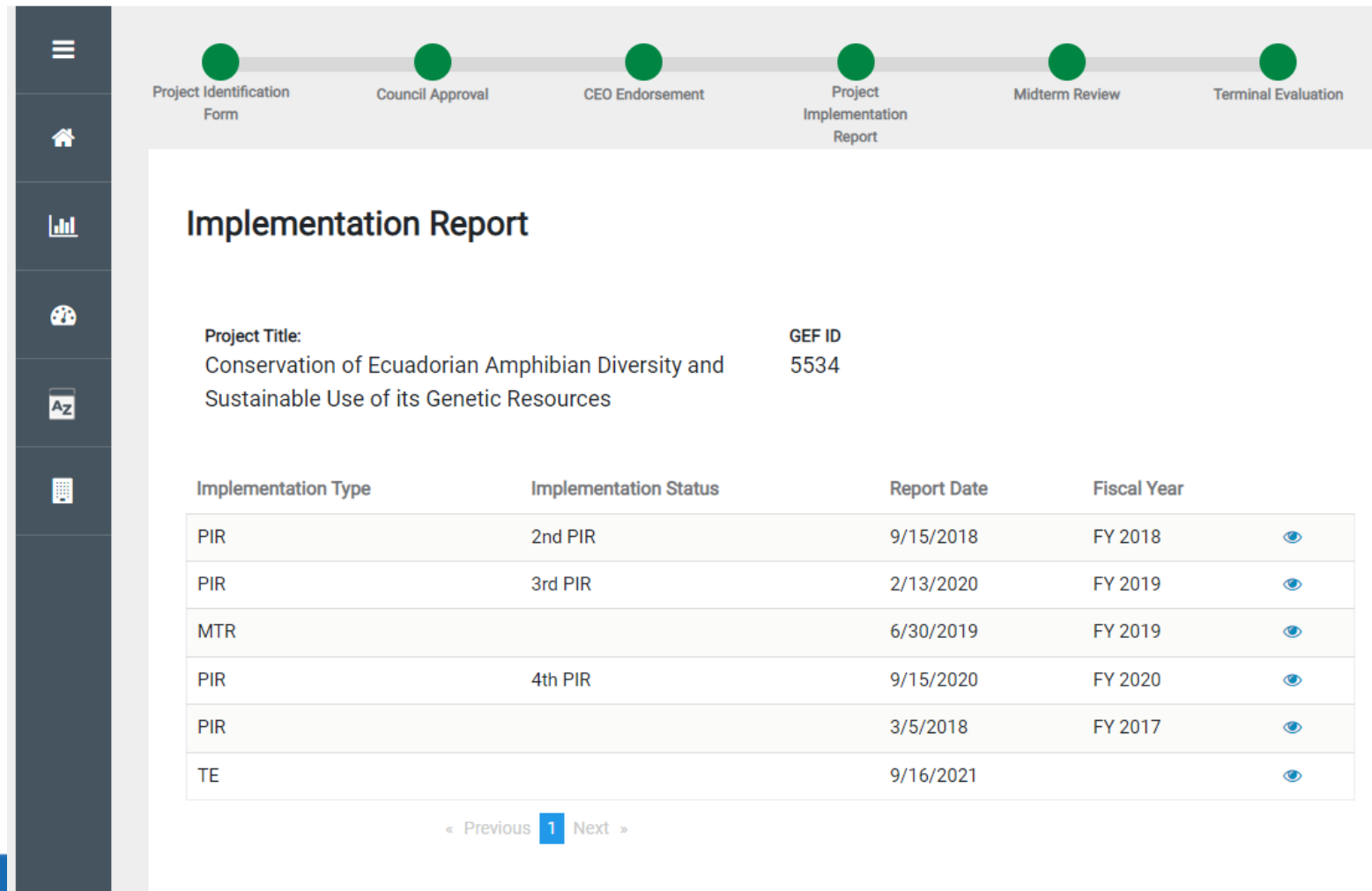
PROJECT INFORMATION 

FOCAL/NON-FOCAL AREA ELEMENTS 

Data on all projects in GEF-6, GEF-7 and GEF-8, as well as on STAR utilization for GEF-7 and GEF-8

# Implementation Reports







## Conservation of Ecuadorian Amphibian Diversity and Sustainable Use of its Genetic Resources



Project Identification Form    Council Approval    CEO Endorsement    **Project Implementation Report**    Midterm Review    Terminal Evaluation

**Implementation Report**

Project Title: Conservation of Ecuadorian Amphibian Diversity and Sustainable Use of its Genetic Resources    GEF ID: 5534

Implementation Type	Implementation Status	Report Date	Fiscal Year	
PIR	2nd PIR	9/15/2018	FY 2018	
PIR	3rd PIR	2/13/2020	FY 2019	
MTR		6/30/2019	FY 2019	
PIR	4th PIR	9/15/2020	FY 2020	
PIR		3/5/2018	FY 2017	
TE		9/16/2021		

< Previous **1** Next >




# Country Fact Sheets



☰
GEF Country Factsheet

☰
GEF\_Factsheet-Indonesia.pdf
1 / 18
- 58% +
📄 ↺
⏴ ⏵

📄
Az
📅


COUNTRY FACTSHEET  
INDONESIA

Up to date as of December 02, 2022

### Country Focal Points

Operational Focal Point	Political Focal Point
<b>Ms. Ibu Laksmi DHEWANTHI</b> Senior Advisor to the Minister on Industry and International Trade Ministry of Environment and Forestry	<b>Mr. Raden Wira Kartono</b> Counsellor-Economic Affairs The Embassy of Republic of Indonesia


### GEF-8 Allocations and Commitments


Indonesia has utilized 0 percent of its STAR resources and has \$103.6 million available for use out of its \$103.6 million allocation. This utilization rate is lower than the average of GEF countries standing at 0.8 percent.

#### Utilization of STAR resources

Each dot represents the share of allocated STAR resources utilized by country. Utilization of resources in \$m by focal area.

Indonesia: 0%





#### Additional GEF resources

The following presents commitments made under additional focal areas, set asides and GEF-managed trust funds. Financing amounts represent the full project financing.

Type (\$m)	Resources	Type (\$m)	Approved	Allocation
Chemicals and Waste	..	Least Developed Countries Fund (LDCF)	..	..
International Waters	..	Special Climate Change Fund (SCCF)	..	..
Impact Program Incentive	..			
Enabling Activity	..			

### GEF-7 Portfolio Progress



GLOBAL ENVIRONMENT FACILITY  
INVESTING IN OUR PLANET

[www.theGEF.org](http://www.theGEF.org)

# Thank you

Accessing the Portal : <https://gefportal.worldbank.org>

Help and Support:

Wanderson Batista Roldao, [wbatistaroldao@worldbankgroup.org](mailto:wbatistaroldao@worldbankgroup.org)

Peter Lallas, [plallas@thegef.org](mailto:plallas@thegef.org)







# Questions?



gef

GLOBAL ENVIRONMENT FACILITY  
INVESTING IN OUR PLANET

# DAY 4 (THURSDAY)

## AGENDA

- COUNTRY FACTSHEETS
- PARALLEL SESSIONS
  - BILATERAL MEETINGS
  - GEF E-BOARD & POLICY CAFÉ
  - CSO INFO SESSION
- OFP KNOWLEDGE & COLLABORATION PLATFORM DEMO
- ECW CLOSING
- LUNCH
- CLIMATE CHANGE ADAPTATION WORKSHOP



QR code: agenda,  
presentation, e-  
Board (PDF file)

# We are on Social Media:


You can use these hashtags when posting about this event:

**#fortheplanet**

or

**#GEF8**

## Follow & Tag the GEF



SCAN ME