

64th GEF Council Meeting
June 26 – June 29, 2023
Brasilia, Brazil

PROGRESS REPORT ON THE CAPACITY-BUILDING INITIATIVE FOR TRANSPARENCY

TABLE OF CONTENTS

Introduction	1
CBIT Trust Fund	1
CBIT Support under GEF-7	2
CBIT Support under GEF-8	2
Portfolio Overview	3
Agency Distribution.....	6
Regional Distribution.....	7
Coverage of CBIT Support to Non-Annex I Parties.....	8
Project Cycle Analysis.....	9
Project Priorities.....	11
CBIT Engagement, Awareness Raising, Outreach	14
CBIT Outlook	15
Annex I: Background On The CBIT	17
Annex II: Description Of CBIT Projects Approved Since Last Progress Report	18
Annex III: List Of CBIT Approved Projects (As Of April 30April 30, 2023)	19

INTRODUCTION

1. The aim of this report is to provide an overview of the progress of the Global Environment Facility (GEF) to support the Capacity-building Initiative for Transparency (CBIT) establishment and operations. This report covers activities that have taken place between October 31, 2022, and April 30, 2023, since the last Progress Report was presented for the 63rd GEF Council Meeting in December 2022.¹

2. The CBIT project portfolio as of April 30, 2023, supports 89 projects² in 87 countries – through 82 individual country projects and one regional project that covers five countries and five global projects. The total CBIT support amount to \$146.6 million, including GEF Project Financing, Agency Fees, and Project Preparation Grants (PPGs). Of the 89 projects approved to date, 44 are supported with CBIT Trust Fund (CBIT TF) resources, and 45 are supported with GEF Trust Fund (GEF TF) set-aside resources.

CBIT TRUST FUND

3. The support for CBIT started with the establishment of the CBIT Trust Fund (TF), finalized in September 2016, following the Paris Agreement decision on the CBIT. At the twenty-second Conference of the Parties (COP 22) to the United Nations Framework Convention on Climate Change (UNFCCC), twelve donors issued a joint statement expressing their intention to support the CBIT TF with over \$50 million. The CBIT TF received the first donor contributions prior to COP 22, and the GEF Secretariat approved the first set of projects under the CBIT. Background information on CBIT can be found in Annex I.

4. Initially, the CBIT TF was established to accept contributions until June 30, 2018, at the end of the GEF-6 period. At its 54th meeting in June 2018, the GEF Council decided to extend the CBIT TF contribution date and project approval date to October 31, 2018, to accommodate additional voluntary financial contributions.³

5. As of June 30, 2020, the Trustee had received a total amount of \$61.6 million from fourteen donors: Australia, Belgium, Canada, Germany, Ireland, Italy, Japan, Netherlands, New Zealand, Norway, Sweden, Switzerland, the United Kingdom, and the United States. This amount represents the full pledged amount by all participating donors per their respective contribution agreements to the CBIT TF.

6. From late 2016 to October 2018, the GEF approved 44 CBIT projects using resources from the CBIT TF. Within two years of its establishment, the CBIT TF successfully programmed

¹ GEF, 2022, [Progress Report on Capacity-building Initiative for Transparency](#), Council Document GEF/C.63/Inf.14.

² The CBIT portfolio, as of May 1, 2023, consists of 85 projects approved or endorsed by the GEF CEO and four projects that have a cleared Project Identification Form (PIF) or are pending the submission and review of their project proposals for approval or endorsement from the GEF CEO.

³ GEF, 2018, [Joint Summary of the Chairs](#), 54th GEF Council.

all available resources—amounting to \$58.3 million, or 94.6 percent of the total contributions. The amount includes GEF Project Financing, PPGs, PPG fees, and Agency Fees.

7. Resources amounting to \$3.2 million were set aside to cover CBIT TF administrative costs until the trust fund's termination on April 30, 2025, eighteen months after the final Trustee commitment and cash transfer date of October 31, 2023.

CBIT SUPPORT UNDER GEF-7

8. The GEF-7 period extended from July 2018 to June 2022 and coincided with a key phase in the implementation of the Paris Agreement. The GEF-7 framework was structured to address the seminal COP decisions for the Paris Agreement, and to further support climate action in developing countries in line with the 'GEF's role as an operating entity of the Financial Mechanism for the UNFCCC. The GEF-7 Programming Directions included specific provisions for CBIT support through the climate change mitigation focal area.⁴ The CBIT support was in line with the "Establishment of a New Trust Fund for the Capacity-building Initiative for Transparency"⁵ document, which states that the CBIT efforts will be an integral part of the GEF's climate change support for GEF-7, financed by the GEF TF under regular replenishment. According to the agreed GEF-7 Resource Allocation Framework, \$55 million were notionally allocated to the CBIT.

9. By the end of GEF-7, on June 30, 2022, \$86.3 million had been programmed to support 44 CBIT projects. The GEF reallocated available set-aside resources from the related enabling activities envelope to continue to support CBIT project proposals in alignment with its programming directions while ensuring continued support to reporting obligations under the UNFCCC, including the new Biennial Transparency Reports (BTRs) under the Paris Agreement.

10. In general, all climate change projects are required to demonstrate alignment with national priorities included in national climate strategies and plans, such as Nationally Determined Contributions (NDCs), National Adaptation Programs of Action (NAPAs), National Adaptation Plans (NAPs), National Communications (NCs), Biennial Update Reports (BURs), and Technology Needs Assessments (TNAs).

CBIT SUPPORT UNDER GEF-8

11. The GEF-8 Climate Change strategy is structured to support climate action in developing countries in line with the GEF's role as an operating entity of the Financial Mechanism of the UNFCCC and responding to COP guidance. The GEF-8 period extends from July 1, 2022 to June 30, 2026. It is demarcated by the ambition mechanism of the Paris Agreement, the communication of Long-Term Strategies (LTSs), the First Global Stocktake taking place in 2023,

⁴ GEF, 2018, [Summary of the Negotiations of the Seventh Replenishment of the GEF Trust Fund](#), Council Document GEF/C.54/19/Rev.02.

⁵ GEF, 2016, [Establishment of a New Trust Fund for the Capacity Building Initiative for Transparency](#), Council Document GEF/C.50/05.

the deadline for submission of the first BTRs by December 2024, and the communication of the next round of NDCs towards the end of GEF-8.

12. The GEF-8 strategy related to CBIT is in line with the guidance to the GEF provided by the third Conference of the Parties serving as the meeting of the Parties to the Paris Agreement (CMA 3) in November 2022, which included, *inter alia*, it welcomed the actions taken by the GEF to provide support to developing countries for the preparation of the BTRs and to build their institutional and technical capacity for the enhanced transparency framework (ETF) under the Paris Agreement, including through the CBIT.⁶ The CMA requested the GEF to continue facilitating improved CBIT access by developing country Parties.⁷ It also requested the GEF to contribute to the consideration of reporting and capacity-building support provided to developing Party countries by “Estimating the cost to developing countries of implementing the enhanced transparency framework, which includes establishing and enhancing a reporting system, as well as the full agreed cost of reporting and the cost of capacity-building for reporting”.⁸ In response, the GEF Secretariat organized an online workshop on “Reporting Systems under the Enhanced Transparency Framework” to respond to this CMA 3 guidance on October 12, 2022.⁹

13. The adopted GEF-8 Programming Directions include specific provisions for CBIT support through the Climate Change focal area. According to the agreed GEF-8 Resource Allocation Framework, \$75 million have been notionally allocated to the CBIT – 36.4 percent higher than what was initially allocated for CBIT in GEF-7.¹⁰

PORTFOLIO OVERVIEW

14. Since the last reporting period, three national projects, namely in Tajikistan, Tanzania, and Tunisia, received CEO approval after submitting and reviewing their project proposals. Additional details can be found in Annex II.

15. Moreover, four CBIT projects have a cleared Project Identification Form (PIF) or are pending the submission and review of their project proposals for approval or endorsement by the GEF CEO. These comprise Brazil, Chad, Nigeria, and Uruguay.¹¹ It is worth noting Uruguay is the first country to request support for its second CBIT project. A complete listing of CBIT-approved projects is available in Annex III.

⁶ Decision 12/CMA.3, paragraphs 3 and 4 is available at: https://unfccc.int/event/cma-3#decisions_reports

⁷ Decision 12/CMA.3, paragraph 5 is available at: https://unfccc.int/event/cma-3#decisions_reports

⁸ Decision 12/CMA.3, paragraphs 7 (a) is available at: https://unfccc.int/event/cma-3#decisions_reports

⁹ Information is available at: <https://www.thegef.org/events/workshop-reporting-systems-under-enhanced-transparency-framework>

¹⁰ GEF, 2022, [Summary of the Negotiations of the Eight Replenishment of the GEF Trust Fund](#), Council Document GEF/C.62/03.

¹¹ Turkmenistan submitted its PIF to request CBIT support on March 17, 2023. The PIF was reviewed by the GEF and returned to the Agency to address comments. The project is pending to be resubmitted by the Agency for further revision before it can be considered for CEO approval.

16. The CBIT Programming Directions stipulated that " proposals will be prioritized based on demonstrated responsiveness to Paris Agreement transparency requirements under Article 13. Proposals will also be prioritized for those countries that are in most need of capacity-building assistance for transparency-related activities, in particular small island developing States (SIDS) and least developed countries (LDCs)."¹² In line with the CBIT Programming Directions, 29 LDCs and 16 SIDS are being supported in their efforts to enhance transparency (three of these countries are both LDC and SIDS). CBIT continues to prioritize capacity-building support for transparency-related activities to countries that most need it.

17. The number of concepts approved (PIF or Council approved) per fiscal year (FY) has varied since the CBIT TF was established.¹³ Eleven concepts were approved by Council as Full-Sized Projects (FSPs) or approved by the CEO as Medium-Sized Projects (MSPs) in FY 2017, and 30 concepts in FY 2018. Ten concepts were approved in FY 2019; thirteen concepts were approved in FY 2020; and nine concepts were approved in FY 2021. In FY 2022, 11 concepts were approved. In FY 2023, one concept was approved by April 30, 2023.

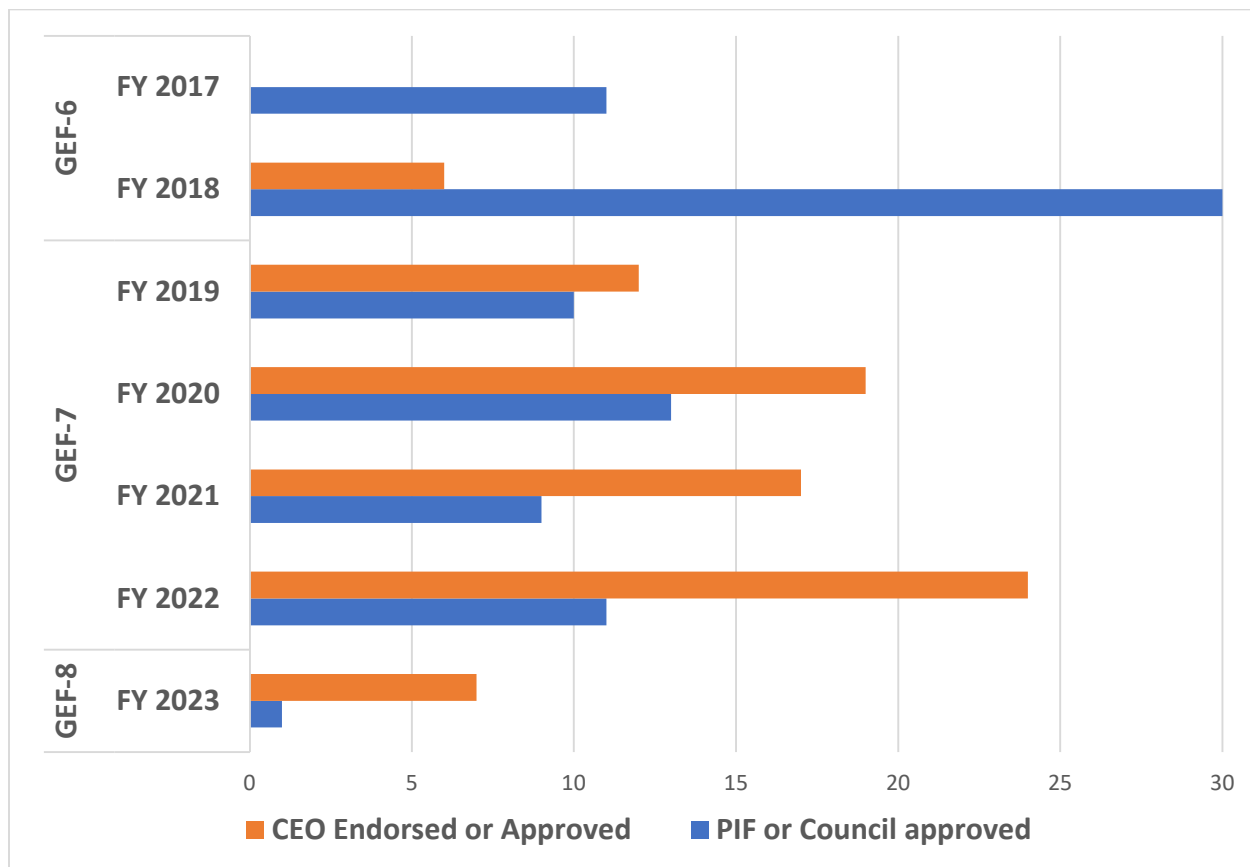
18. In terms of projects approved (CEO endorsed or approved) per fiscal year. Six projects were approved in FY 2018. Twelve projects were approved in FY 2019; 19 projects were approved in FY 2020; 17 projects were approved in FY 2021, and 24 projects were approved in FY 2022. In FY 2023, seven projects were approved by April 30, 2023. Of the 89 projects in the portfolio, one project became part of the CBIT portfolio during GEF-8, 44 projects in GEF-7, and 44 projects in GEF-6.

19. Out of 89 projects in the CBIT portfolio, 11 projects (12.9 percent of the portfolio) have completed implementation, 53 projects (62.4 percent) are under implementation, and 21 projects (24.7 percent) have been CEO approved or endorsed and are yet to start implementation. The remaining four projects (4.5 percent of the portfolio) have a cleared PIF or are pending the submission and review of their project proposals for approval or endorsement from the GEF CEO. These figures demonstrate that the portfolio is maturing, with many projects already in the implementation phase. (Figure 1).

¹² GEF, 2016, [Programming Directions for the Capacity-Building Initiative for Transparency](#), Council Document GEF/C.50/06.

¹³ For the purposes of the GEF, fiscal year refers to the 12-month period ending on June 30 of the year referenced.

Figure 1: Project Status of CBIT Portfolio by Fiscal Year (FY 2017 to April 30, 2023)



20. As of April 30, 2023, 37 CBIT projects had submitted Project Implementation Reports (PIRs), and 11 projects have completed implementation and submitted their Terminal Evaluations (TEs). Two projects that submitted a PIR were CEO endorsed or approved in FY 2018, nine in FY 2019, eighteen in FY 2020, seven in FY 2021, and one in FY 2022. Of the eleven projects that have submitted TEs, the overall project rating was in the satisfactory range. Of the 37 projects that submitted PIRs, 97 percent had a Development Objective rating in the satisfactory range, with 76 percent rated as "satisfactory" or above. As for the Implementation Progress rating, 95 percent are rated in the satisfactory range, and 49 percent of projects are rated as "satisfactory" or above.¹⁴

21. These projects have made cumulative disbursements amounting to \$19.5 million out of a total of \$43.1 million of GEF Project Financing, or 45 percent.

¹⁴ The rating options range between highly satisfactory, satisfactory, moderately satisfactory, moderately unsatisfactory, unsatisfactory, highly unsatisfactory and unable to assess.

22. One way to assess the efficiency of operations is the speed at which projects disburse GEF resources. For the CBIT portfolio, the average time from CEO approval or endorsement to first disbursement was 6.7 months for FY 2020, 7.7 months for FY 2021, 5.3 months for FY 2022, and 5.3 months for FY 2023 by April 30, 2023.¹⁵

23. While these metrics indicate the CBIT portfolio's implementation progress, they must be considered within the nature of the CBIT portfolio, including its relatively small size, and short project durations (an average of three years). Nevertheless, they provide a stocktaking exercise of implementation progress to date.

Agency Distribution

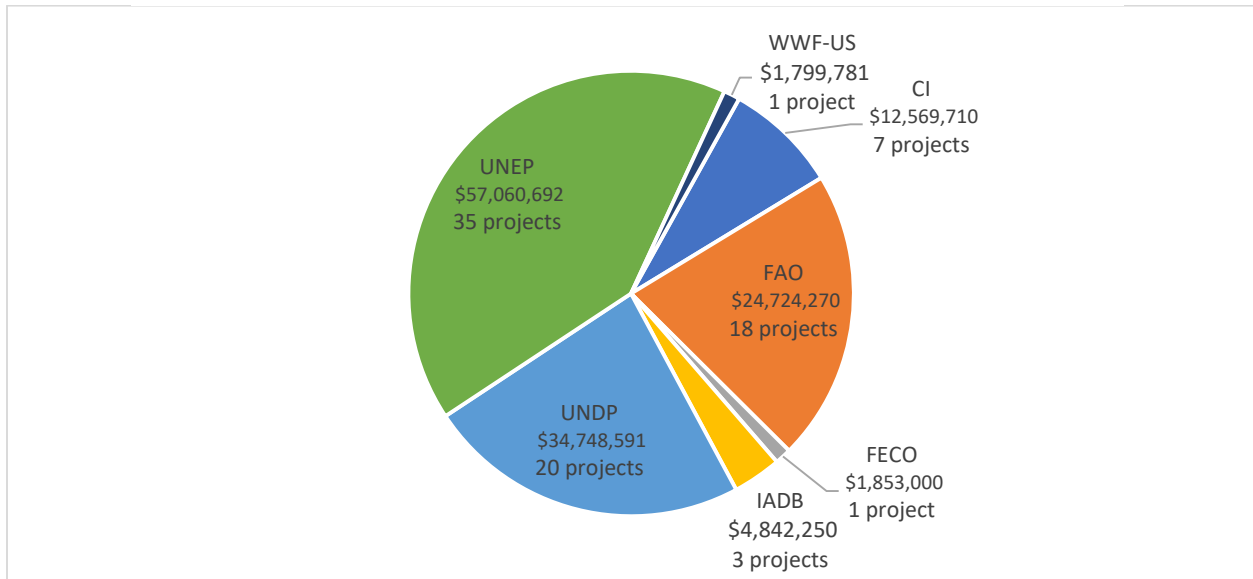
24. CBIT projects are implemented by seven out of the eighteen GEF Agencies. Out of the 85 CBIT projects that have received CEO approval or endorsement, the United Nations Environment Programme (UNEP) implements the most significant share with 35 projects¹⁶, followed by the United Nations Development Programme (UNDP) with 20 projects, the Food and Agriculture Organization (FAO) with 18 projects, Conservation International (CI) with seven, the Inter-American Development Bank (IADB) with three, the Foreign Economic Cooperation Center Office, Ministry of Environmental Protection of China (FECO) with one project, and the World Wildlife Fund (WWF-US) with one project. In addition, UNDP and UNEP have one joint project approved under CBIT.

25. Figure 2 shows the distribution of approved CBIT projects per GEF implementing Agency by CBIT resources, including GEF Project Financing, PPGs, PPG fees, and Agency Fees.

¹⁵ The figures in this calculation for the current report are different to the ones reported in previous CBIT progress reports. These changes reflect the implementation of a new calculation methodology in the current report, which is based on the average difference of net working days between the date of CEO approval or endorsement and the date of the first disbursement. The specific percentage changes observed are 28.3% in FY 2020, 4.5% in FY 2021, and 11.0% in FY 2022.

¹⁶ The CBIT project GEF ID 9675 was co-implemented by UNEP and UNEP, and UNEP acted as the leading Agency.

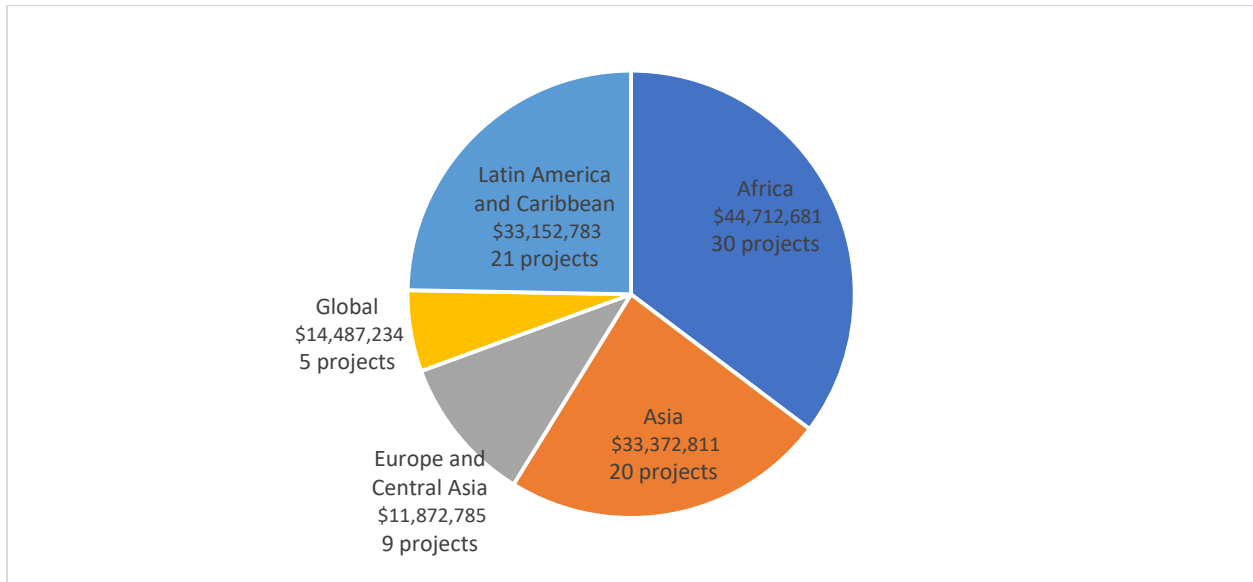
Figure 2: CBIT Projects by Lead Agency (as of April 30, 2023)



Regional Distribution

26. Overall, the CBIT is supporting a regionally balanced portfolio. A breakdown of the portfolio by region is provided in Figure 3. The Africa region has 32 projects approved to date, with cumulative totals (including GEF Project Financing, PPG, PPG fees, and Agency Fees) amounting to \$47.5 million, while the Latin America and Caribbean (LAC) region has 22 projects amounting to \$37.4 million. The Asia region has 20 projects (amounting to \$33.8 million), and the Europe and Central Asia (ECA) region follows with nine projects (amounting to \$11.5 million). Finally, five CBIT projects with a global scope have been approved (\$14.5 million). The total portfolio amount to date, including GEF Project Financing, PPG, PPG fees, and Agency Fees, for CBIT is \$144.7 million.

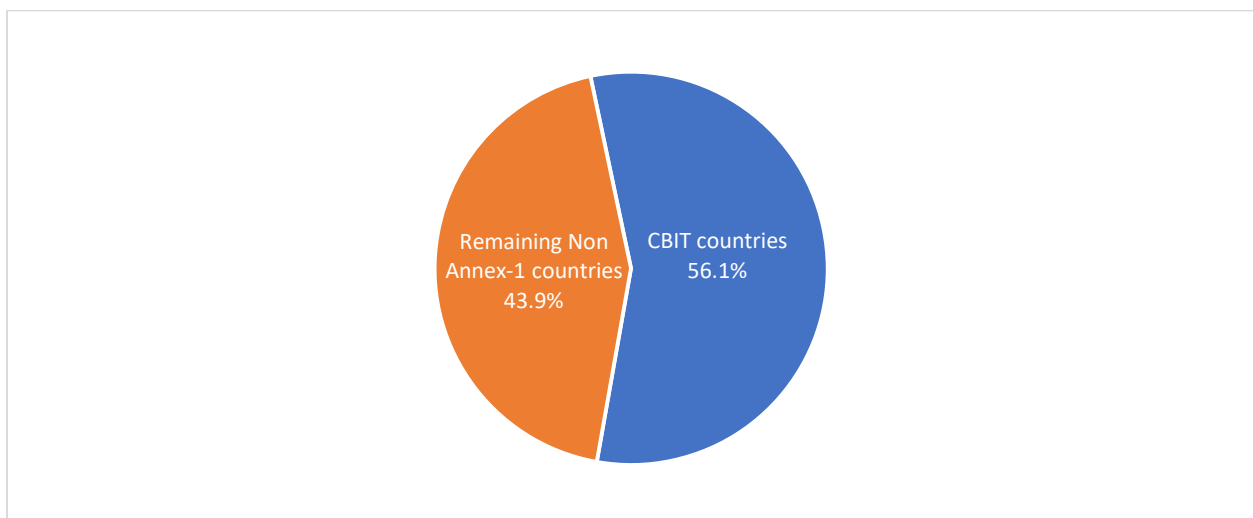
Figure 3: CBIT Projects by Region (as of April 30, 2023)



Coverage of CBIT Support to Non-Annex I Parties

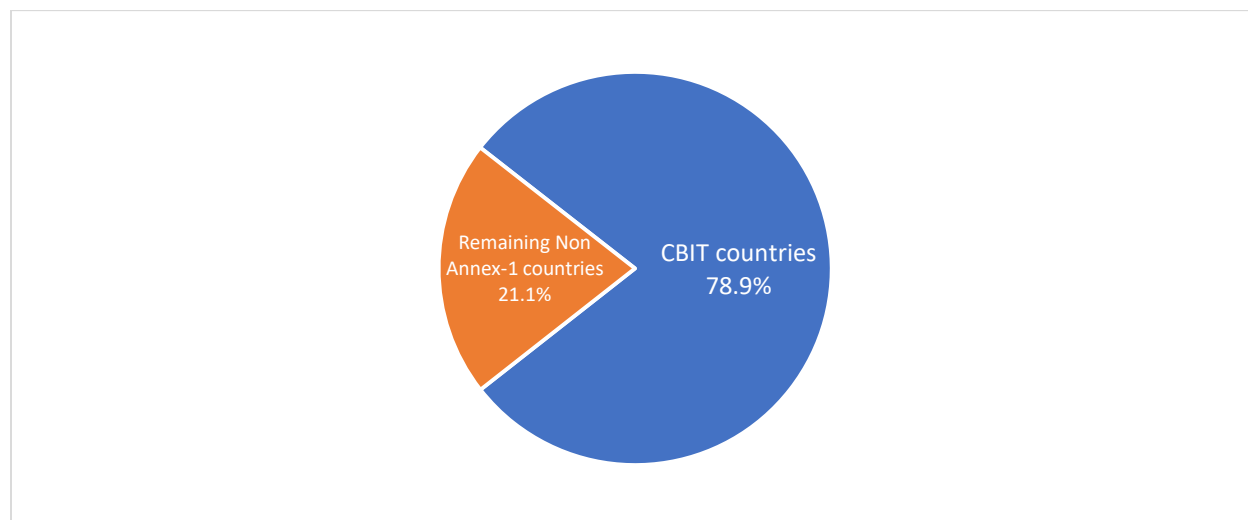
27. Figure 4 highlights the proportion of Non-Annex I Parties supported by CBIT through national and regional projects. As of April 30, 2023, 87 countries (82 individual countries and five countries in a regional project) out of 155 Non-Annex-I countries, or 56.1 percent, have received CBIT support.

Figure 4: Share of Non-Annex I Parties Supported by CBIT Projects (as of April 30, 2023)



28. Total greenhouse gas (GHG) emissions from Non-Annex I Parties amounted to approximately 30,509,442 million tonnes of carbon dioxide equivalent (MtCO₂e) in 2019. The GHG emissions from the 87 countries that are supported by CBIT (which include China and India, the two largest emitters of the Non-Annex I countries) amount to 50.0 percent of global GHG emissions and 78.9 percent of total GHG emissions from Non-Annex I countries indicating significant coverage (Figure 5).¹⁷

Figure 5: Percentage of Total Non-Annex I GHG Emissions supported by CBIT projects (2019) as of April 30, 2022



29. In addition to the 87 countries that the CBIT project has directly supported, additional countries have been part of the CBIT through participation in capacity building and other support through the global projects. The target for the CBIT, as stated in the Programming Directions document, is to support a minimum of 100 countries that have articulated their capacity needs and priorities for transparency.¹⁸ Steady progress is being made towards achieving this target.

Project Cycle Analysis

30. The GEF Secretariat continues to monitor the timeliness of project review, approval, and preparation of the CBIT projects.

31. For all 89 CBIT projects, the average time for the GEF Secretariat to complete the initial project review was approximately 16.0 working days. For MSPs, on average, it takes almost four months for PIF approval from the first submission. This period represents the time necessary

¹⁷ Using 2019 data from the World Bank's Databank indicator "Total greenhouse gas emissions (kt of CO₂ equivalent)". Climate Watch Historical GHG Emissions. 2022. Washington, DC: World Resources Institute. Available online at: climatewatchdata.org/ghg-emissions. Retrieved April 2023.

¹⁸ GEF, 2016, [Programming Directions for the Capacity-Building Initiative for Transparency](#), Council document GEF/C.50/.06.

for countries and Agencies to review and incorporate the GEF Secretariat's feedback into the CBIT proposals and to resubmit to the Secretariat or Council for final review and approval.

32. In previous reports, GEF Secretariat provided an initial analysis of the impact of the pandemic on the CBIT portfolio. Below is an updated analysis of the project cycle of the CBIT portfolio as of April 30, 2023. It is worth noting that the COVID pandemic has impacted the project cycle, which is reflected in the extensions for all GEF projects and force majeure extensions requested by individual projects.

33. In the CBIT portfolio, all MSPs under the old Cancellation Policy (44 projects) met their submission deadline to submit the full project proposal within twelve months of PIF approval. Therefore, they have not been impacted by the extensions granted. This set of MSPs took an average of 11.7 months for project development (PIF approval to submission of CEO approval request), 8.3 months from CEO approval request submission to CEO approval, and 18.2 months from PIF approval to CEO approval. All these MSPs have received CEO approval.

34. Of the 40 MSPs under the new cancellation policy, 34 projects have been CEO approved as of April 30, 2023, and the remaining six are pending CEO approval.

35. Of the 34 MSP projects that have been CEO approved, 13 projects met the original deadline for CEO submission (eight months from PIF approval) and CEO approval (twelve months from PIF approval). Fourteen projects invoked force majeure due to COVID for an extension on the CEO approval deadline. Twelve projects requested an extension of the deadline for CEO submission — eight of these projects overlap between these two categories, i.e. requested both an extension of the deadline to submit the CEO approval request and an extension of the CEO approval deadline due to force majeure. For these 34 MSP projects that are CEO approved, the time for project development (from PIF approval to submitting the CEO approval request) is 9.9 months; the time taken from receiving the CEO Approval request to CEO approval is on average 3.7 months. The entire project cycle for these projects, from concept submission to the CEO approval, is, on average, 20.7 months.

36. Of the four MSPs currently under project development, the deadlines for four projects have not been reached, and as a result, it is not yet clear if these projects will face delays. The remaining project has requested an extension for CEO submission and an extension of the final deadline for CEO approval due to force majeure.

37. For FSPs, due to the small sample size, the average project cycle timeline and impact of the extensions provided are more challenging to assess.

38. Based on the analysis presented above, the COVID-19 pandemic seems to continue to have an impact leading to delays for the CBIT portfolio.

Project Priorities

39. Countries in the CBIT portfolio have diverse capacities for transparency and measurement, reporting, and verification (MRV) systems. The level of experience with existing reporting requirements under the Convention can illustrate this. Of the countries CBIT supports, all have submitted at least one NC, and about 74.7 percent (65 countries) have submitted at least one Biennial Update Report (BUR). Moreover, 63.2 percent (55 countries) have requested support from the GEF to prepare their first BTR, and 16.1 percent (14 countries) have requested support for their second BTR. However, only 23.0 percent (20 countries) have submitted more than four NCs, and 24.1 percent have submitted more than three BURs (21 countries). On adaptation, 29.9 percent (26 countries) have submitted a NAP.

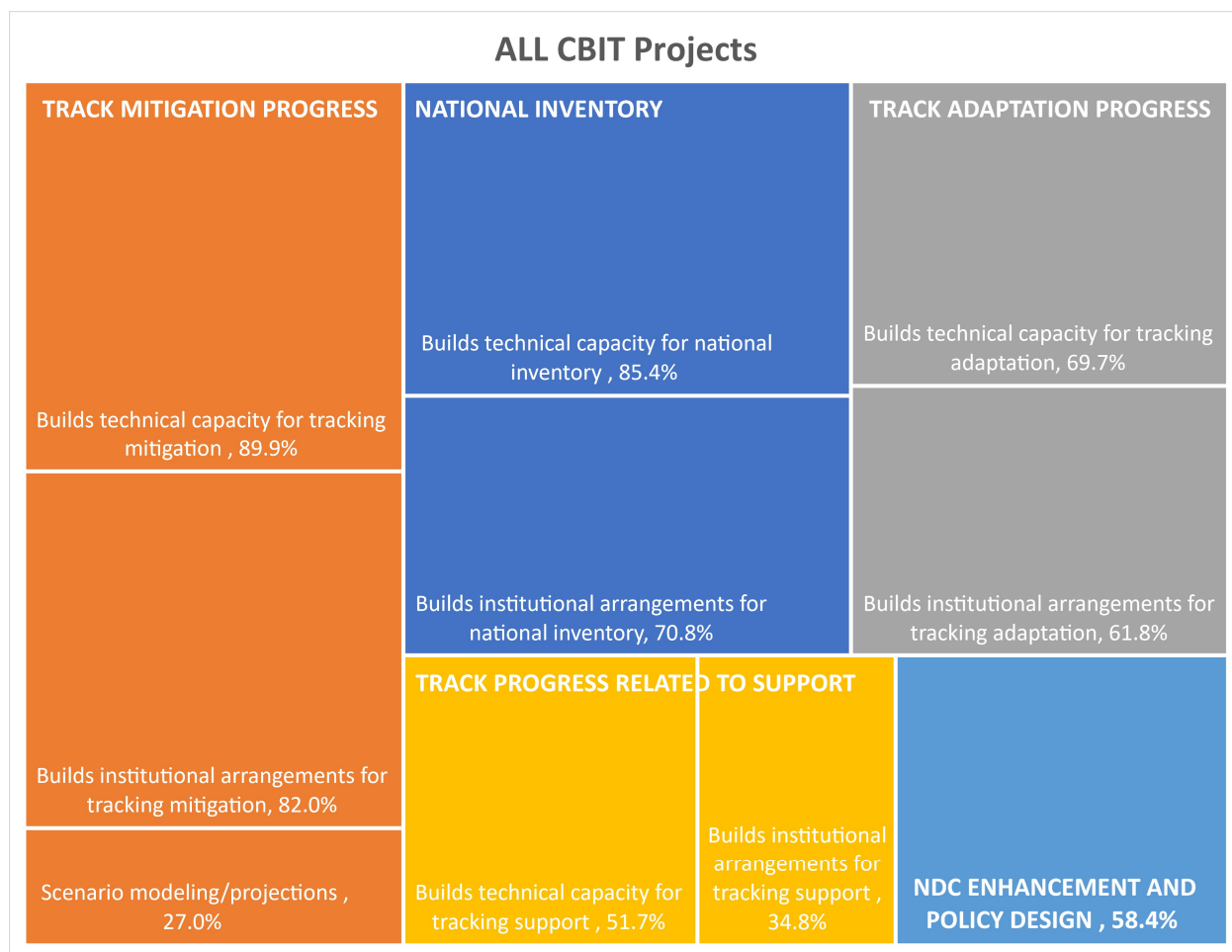
40. Compared to the overall portfolio, all LDCs and SIDS in the CBIT portfolio have submitted at least one NC (42 countries), and 69.0 percent (29 countries) have submitted three NCs. Also, 64.3 percent of LDCs and SIDS have submitted at least one BUR (27 countries), and 7.1 percent (3 countries) have submitted two BURs. Regarding BTRs, 31.0 percent of all LDCs and SIDS (27 countries) have requested support from the GEF to prepare their first BTR and 3.4 percent (3 countries) have requested support for their second BTR. On adaptation, 31.0 percent (13 countries) have submitted a NAP, and 73.8 percent (31 countries) have submitted NAPAs.

41. Overall, the approved CBIT project proposals continue to primarily address the eligible programming activities outlined in the original CBIT Programming Directions.¹⁹ To better understand the CBIT project portfolio, each project was categorized according to the areas of support prioritized. The area of support corresponds to the key elements of the enhanced transparency framework, including capacity building for national inventories, tracking mitigation progress, tracking adaptation progress, and tracking progress related to support needed and received and NDC enhancement and review.

42. Figure 6 illustrates the percentage of approved CBIT projects that included a particular type of activity in their proposal. It also shows the overall proportion of project activity types as they relate to one another. The percentages in the figure represent a count of occurrences of type of activity across the portfolio and are not correlated to the number of resources designated for specific activities. Since one project may have several of these individual categories, the percentages overlap and do not add up to 100 percent.

¹⁹ GEF, 2016, [Programming Directions for the Capacity-Building Initiative for Transparency](#), Council Document GEF/C.50/06.

Figure 6: CBIT Project Priorities per Type of Activity (as of April 30, 2023)



43. Countries primarily use CBIT support to develop the necessary institutional arrangements and build their technical capacity to track mitigation progress (82.0 and 89.9 percent of projects, respectively). Also, 27.0 percent of projects include developing projections or scenario modeling as a component. This is encouraging as it indicates that CBIT is assisting countries with some of the more advanced and complex aspects of the transparency requirements under Article 13 of the Paris Agreement.

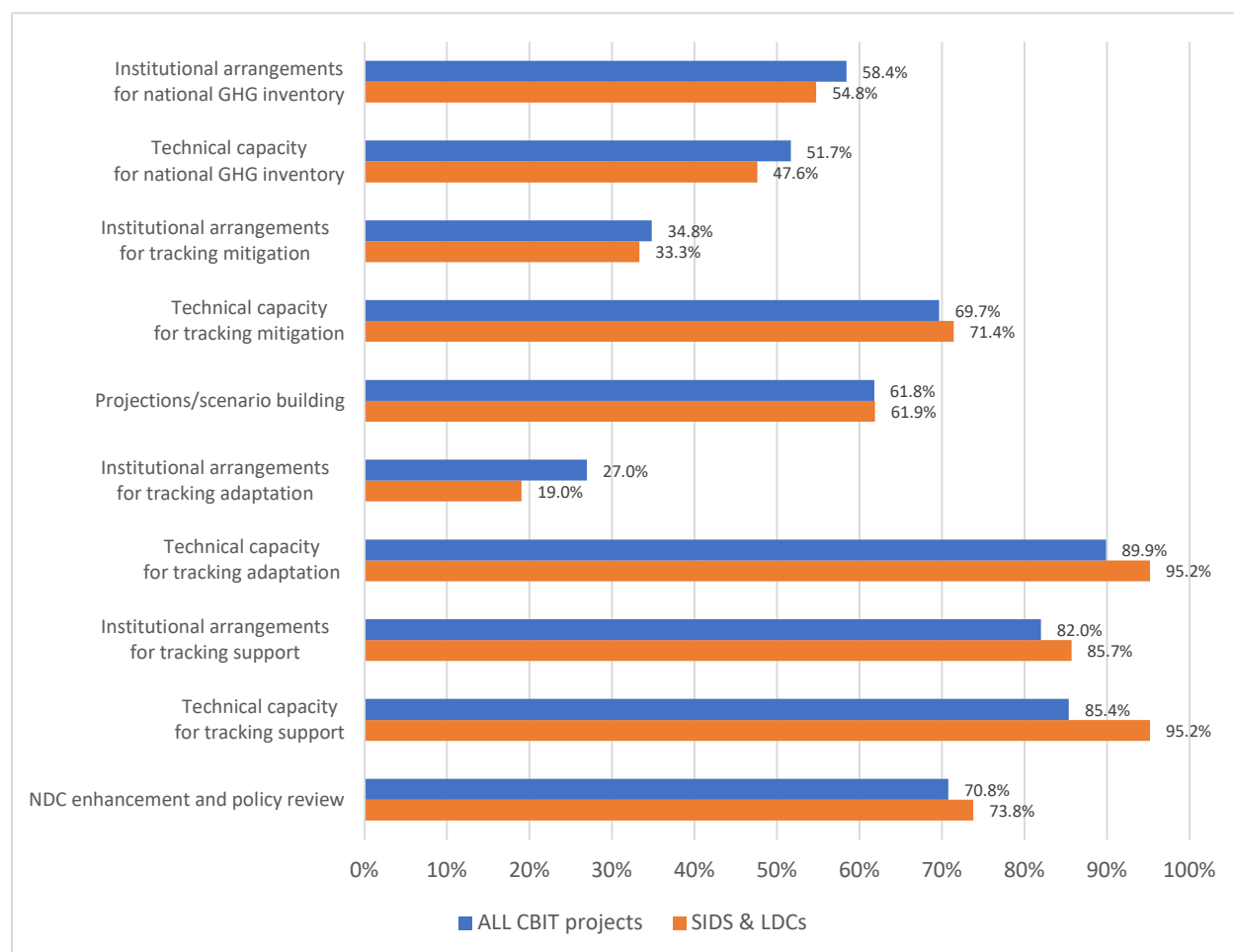
44. Since establishing national GHG inventories is a first step in meeting transparency requirements, a high percentage of countries (85.4 percent) have a strong component related to building technical capacities for the national inventory and institutional arrangements for them (70.8 percent). Many projects also include a component for building capacities for tracking adaptation progress, with 69.7 percent focused on building technical capacities and 61.8 percent on developing relevant institutional arrangements.

45. About 58.4 percent of country projects aim for NDC enhancement and policy review – an essential aspect for the longer-term impact of CBIT projects. Among individual country

projects, 40.4 percent have included a specific component for enhancing measurement and transparency of GHG emissions from the Agriculture, Forestry and Other Land Use (AFOLU) sector, reflecting the relative importance of this sector.

46. Compared to the full CBIT project portfolio, the projects by LDCs and SIDS tend to follow similar prioritization (Figure 7). Strong emphasis is placed on components related to building technical capacity for tracking mitigation progress (95.2 percent) and building technical capacity for the national inventory (95.2 percent). However, LDCs and SIDS tend to show less priority on projections and scenario modeling (19.0 percent compared to 27.0 percent for the overall portfolio). There is less emphasis on building technical capacities for tracking support for LDCs and SIDS compared to the overall project portfolio (47.6 percent compared to 51.7 percent). NDC enhancement and policy design is also slightly lower for LDCs and SIDS as compared to the full project portfolio (54.8 percent compared to 58.4 percent for the overall portfolio). Finally, 45.2 percent of the LDC and SIDS projects have an AFOLU component, a slightly stronger emphasis compared with the overall project portfolio (40.4 percent).

Figure 7: LDC and SIDS CBIT Project Priorities per Type of Activity Compared to Overall Portfolio (as of April 30, 2023)



CBIT ENGAGEMENT, AWARENESS RAISING, OUTREACH

47. During this reporting period, the GEF Secretariat continued to carry out tasks associated with the CBIT, such as reviews of CEO approval or endorsement of project concepts, monitoring, and management of the project portfolio, consultations with countries and Agencies, reporting to UNFCCC and participation in UNFCCC-related engagements. The CBIT web page was regularly updated, including relevant links to approved project documents.²⁰ In addition, a CBIT brochure was published for COP 27 in Sharm El-Sheikh, Egypt.²¹

48. Despite the COVID-19 pandemic-related challenges since March 2020, the GEF continued to facilitate coordination with other initiatives supporting transparency, including the Initiative for Climate Action Transparency (ICAT), the Coalition on Paris Agreement Capacity Building, the Partnership on Transparency in the Paris Agreement (PATPA), the NDC Partnership, and others.

49. The GEF CEO and Secretariat personnel engaged in various outreach and knowledge exchange opportunities, including the following:

- a) Side event organized by the UNFCCC at COP 27 on November 9, 2022, in Sharm El-Sheikh, Egypt, titled “Towards climate transparency: national experiences with the Capacity-building Initiative for Transparency”²²
- b) Meeting organized by PATPA back to back with the COP 27 on November 10, in Sharm El-Sheikh, Egypt, titled “27th Partnership Meeting of the Partnership on Transparency in the Paris Agreement”²³
- c) Side event organized by the GEF Secretariat at COP 27 on November 14, 2022, titled “Towards climate transparency: national experiences with the Capacity-building Initiative for Transparency”²⁴
- d) Online webinar series organized by the CBIT-GSP between February 15 and March 9, 2023, to host the kick-off inception workshops of the CBIT-GSP Regional Networks of Central Asia & the Caucasus, Anglophone Africa, Asia, the Anglophone Caribbean, the Pacific, and Spanish-Speaking Latin America and the Caribbean.²⁵
- e) Three online webinars co-organized by the CBIT-GSP, UNFCCC, and the GEF Secretariat between May 2 and May 4, 2023, titled “GEF Support for BTR Financing and Access Modalities” for (1) the Asia and Pacific Region on May 2, 2023, (2) Africa

²⁰ The website can be accessed from: <https://www.thegef.org/topics/capacity-building-initiative-transparency-cbit>

²¹ More information at: <https://www.thegef.org/newsroom/publications/capacity-building-initiative-transparency-cbit>

²² More information at:

https://seors.unfccc.int/applications/seors/attachments/get_attachment?code=POB0150X1EBCE113LZ4E89IAQJA_QSY2

²³ More information at: <https://transparency-partnership.net/event/2022-27th-meeting-partnership-transparency-paris-agreement>

²⁴ More information at: <https://gcfgefco.org/programme/towards-climate-transparency-national-experiences-with-the-capacity-building-initiative-for-transparency/>

²⁵ More information at: <https://www.cbitplatform.org/archived-events?page=1>

and Europe and Central Asia Regions on May 3, 2023, and (3) Latin America and the Caribbean on May 4, 2023.²⁶

50. Opportunities for partner consultations play an increasingly important role as implementation experiences and lessons learned become available. The GEF is committed to discussing ongoing and planned activities and sharing experiences with partners through available means, particularly to enhance the coordination of country and regional-level activities.

CBIT OUTLOOK

51. After nearly six years of operations, the CBIT is steadily increasing its coverage of countries receiving support: it now supports 56.1 percent of Non-Annex I countries representing over 78.9 percent of Non-Annex I emissions. The network of CBIT countries includes a representative proportion of LDCs and SIDS, as well as key economies in each region with significant emission profiles.

52. The GEF-7 period occurred from July 2018 to June 2022, coinciding with a critical phase in implementing the Paris Agreement. According to the agreed GEF-7 Resource Allocation Framework, \$55 million was notionally allocated to the CBIT. By the end of GEF-7, on June 30, 2022, \$86.3 million were programmed to support 44 CBIT projects. The GEF reallocated available set-aside resources from the related enabling activities to continue to support CBIT project proposals in alignment with its programming directions while ensuring continued support to reporting obligations under the UNFCCC, including the Biennial Transparency Reports (BTRs) under the Paris Agreement.

53. The GEF-8 Climate Change strategy is structured to support climate action in developing countries in line with the GEF's role as an operating entity of the Financial Mechanism of the UNFCCC and responding to COP guidance. The GEF-8 period extends from July 1, 2022, to June 30, 2026. It is demarcated by the ambition mechanism of the Paris Agreement, the communication of Long-Term Strategies (LTSs), the First Global Stocktake taking place in 2023, the deadline for submission of the first BTRs by December 2024, and the communication of the next round of NDCs towards the end of GEF-8.

54. The adopted GEF-8 Programming Directions include specific provisions for CBIT support through the climate change mitigation focal area. According to the agreed GEF-8 Resource Allocation Framework, \$75 million has been notionally allocated to the CBIT – 36.4 percent higher than what was initially allocated for CBIT in GEF-7.²⁷

55. FY 2024 is expected to be an important year for CBIT and transparency. As the December 2024 deadline for the first BTRs under the Paris Agreement approaches, there is

²⁶ More information at: <https://www.thegef.org/events/webinar-gef-support-biennial-transparency-reports-financing-and-access-modalities>

²⁷ GEF, 2022, [Summary of the Negotiations of the Eight Replenishment of the GEF Trust Fund](#), Council Document GEF/C.62/03.

growing attention to 'CBIT's role and contributions to help build human and institutional capacity in developing countries to achieve enhanced transparency.

56. Following the successful GEF-8 replenishment, the Secretariat stands ready to continue to support the implementation of the existing portfolio of CBIT projects. The entire portfolio of CBIT projects supported by the CBIT Trust Fund has reached the implementation phase during FY 2023, with 11 projects reaching the completion phase. Therefore, the GEF Secretariat plans to enhance its monitoring and review functions in collaboration with the GEF Agencies. Regular reporting on the CBIT progress and results to the GEF Council, UNFCCC bodies, as well as coordination with partners, will continue, with an additional focus on implementation progress.

57. Finally, the GEF will promote the complementary role of the CBIT and the GEF support for the preparation of BTRs, to help inform GEF-8 support opportunities and to share lessons learned with countries and Agencies.

ANNEX I: BACKGROUND ON THE CBIT

58. The Paris Agreement was adopted at the Twenty-First Conference of the Parties (COP) to the United Nations Framework Convention on Climate Change (UNFCCC) in December 2015. Paragraph 84 of the COP decision adopting the Paris Agreement decided to establish "a Capacity-building Initiative for Transparency in order to build institutional and technical capacity, both pre- and post-2020" that "will support developing country Parties, upon request, in meeting enhanced transparency requirements as defined in Article 13 of the Agreement in a timely manner."²⁸

59. Paragraph 86 of the COP decision urged and requested the Global Environment Facility (GEF) to make arrangements to support the establishment and operation of the Capacity-building Initiative for Transparency (CBIT), including through voluntary contributions to support developing countries during GEF-6 and future replenishment cycles.

²⁸ UNFCCC, 2015, Decision 1/CP.21

ANNEX II: DESCRIPTION OF CBIT PROJECTS APPROVED SINCE LAST PROGRESS REPORT

60. Three new projects have been approved in the reporting period. These comprise Tajikistan, Tanzania, and Tunisia. This section provides a brief overview of each of these projects.

61. **Tajikistan.** *Strengthening the capacity of the Republic of Tajikistan to comply with the Enhanced Transparency Framework under the Paris Agreement.* (GEF ID: 10967); Agency: FAO; GEF Project Grant: \$1,319,863; Co-financing: \$500,000. The Republic of Tajikistan is a small landlocked country located in the southern mountainous part of Central Asia. The project will enhance the national capacities of the country to meet the ETF requirements for climate change mitigation and adaptation actions, as well as the support received for the sectors addressed in the NDCs. The project will also strengthen institutional capabilities for coordinated monitoring and reporting under the ETF. Additionally, it will focus on improving the technical capacities of stakeholders in reporting on ETF, with a particular emphasis on climate change adaptation, mitigation, and climate finance. Furthermore, the project will develop a comprehensive data and information management system to facilitate monitoring of NDC mitigation and adaptation actions, as well as the support received.

62. **Tanzania.** *Tanzania's Climate Enhanced Transparency Framework (ETF)* (GEF ID: 10668); Agency: UNEP; GEF Project Grant: \$1,144,000; Co-financing: \$113,850. Tanzania, the second largest economy in the East African Community and the twelfth largest in Africa, is undertaking a project to meet the transparency framework requirements of the Paris Agreement on Climate Change. This initiative focuses on bolstering and formalizing Tanzania's institutional arrangements for the national MRV system. Additionally, it aims to improve access to national climate information, enhance data management for GHG inventories, and strengthen tracking and reporting of progress in implementing the NDCs. The project targets both mitigation and adaptation efforts, as well as the support needed and received.

63. **Tunisia.** *Strengthening Tunisia's Nationally Determined Contribution (NDC) Transparency Framework* (GEF ID: 10595); Agency: Tunisia; GEF Project Grant: \$1,485,000; Co-financing: \$200,000. The aim of this project is to enhance Tunisia's institutional and technical capacity to monitor and evaluate progress in implementing its NDC. It also focuses on effectively measuring and reporting on emissions, mitigation and adaptation activities, as well as the support required and received. The project intends to meet the transparency-related requirements outlined in Article 13 of the Paris Agreement. This will be achieved by strengthening Tunisia's enabling environment and capacities for NDC tracking, as well as establishing the necessary components to operationalize an integrated national MRV system and monitoring and evaluation systems for transparency-related actions and progress.

ANNEX III: LIST OF CBIT APPROVED PROJECTS (AS OF APRIL 30/APRIL 30, 2023)

Project ID	Country	GEF Agency	Project title	GEF Phase	CBIT Phase	Project Status	Fund	PIF Approval Date	CEO Endorsement / Approval Date	Total GEF amount	Co-financing
9652	Costa Rica	UNEP	Costa Rica's Integrated Reporting and Transparency System	GEF - 6	CBIT1	Active	CBIT	11/4/2016	1/2/2018	\$ 1,090,000	\$ 2,750,000
9673	South Africa	UNEP	Capacity Building Programme to Implement South Africa's Climate National System	GEF - 6	CBIT1	Active	CBIT	11/4/2016	10/22/2018	\$ 1,204,500	\$ 1,318,969
9674	Kenya	CI	Strengthening National Capacity in Kenya to Meet the Transparency Requirements of the Paris Agreement and Sharing Best Practices in the East Africa Region	GEF - 6	CBIT1	Active	CBIT	11/9/2016	12/19/2017	\$ 1,090,000	\$ 1,100,000
9675	Global	UNEP	CBIT Global Coordination Platform	GEF - 6	CBIT1	Active	CBIT	11/4/2016	8/2/2017	\$ 1,095,000	\$ 400,000
9739	Uruguay	UNDP	Building Institutional and Technical Capacities to Enhance Transparency in the Framework of the Paris Agreement	GEF - 6	CBIT1	Active	CBIT	3/6/2017	2/15/2018	\$ 1,204,500	\$ 760,000
9814	Uganda	CI	Strengthening the Capacity of Institutions in Uganda to Comply with the Transparency Requirements of the Paris Agreement	GEF - 6	CBIT1	Active	CBIT	5/9/2017	5/21/2018	\$ 1,199,000	\$ 619,455
9820	Ghana	UNEP	Strengthening Ghana's National Capacity for Transparency and Ambitious Climate Reporting	GEF - 6	CBIT1	Active	CBIT	5/15/2017	11/19/2018	\$ 1,204,500	\$ 1,177,500
9828	Cote d'Ivoire	UNDP	Strengthening the Transparency System for Enhanced Climate Action in Côte d'Ivoire	GEF - 6	CBIT1	Active	CBIT	10/26/2017	4/3/2019	\$ 1,270,200	\$ 210,000
9833	Papua New Guinea	FAO	Strengthening capacity in the agriculture and land-use sectors for enhanced transparency in implementation and monitoring of Nationally Determined Contributions (NDCs) under the Paris Agreement in Papua New Guinea	GEF - 6	CBIT1	Active	CBIT	6/12/2017	10/28/2018	\$ 945,250	\$ 2,600,000
9834	Mongolia	FAO	Strengthening Capacity in the Agricultural and Land-use Sectors for Enhanced Transparency in Implementation and Monitoring of Mongolia's Nationally Determined Contribution (NDC)	GEF - 6	CBIT1	Active	CBIT	6/1/2017	11/25/2018	\$ 945,250	\$ 460,000
9835	Chile	UNEP	Strengthening Chile's Nationally Determined Contribution (NDC) Transparency Framework	GEF - 6	CBIT1	Active	CBIT	6/1/2017	3/14/2018	\$ 1,349,040	\$ 870,000
9837	Cambodia	FAO	Strengthening Capacity in the Agriculture and Land-use Sectors for Enhanced Transparency in Implementation and Monitoring of Cambodia's Nationally Determined Contribution (NDC)	GEF - 6	CBIT1	Active	CBIT	6/1/2017	10/28/2018	\$ 945,250	\$ 2,131,331
9849	Antigua and Barbuda	UNEP	Capacity Building for Improved Transparency on Climate Actions through an Environment Registry in Antigua & Barbuda	GEF - 6	CBIT1	Active	CBIT	4/9/2018	7/19/2019	\$ 1,095,000	\$ 200,000
9864	Global	FAO	Global Capacity-building Towards Enhanced Transparency in the AFOLU Sector (CBIT-AFOLU)	GEF - 6	CBIT1	Active	CBIT	8/15/2017	10/22/2018	\$ 1,945,250	\$ 3,000,000
9869	Dominican Republic	UNEP	Strengthening the Capacity of the Dominican Republic to Generate Climate Information and Knowledge in the Framework of the Paris Agreement	GEF - 6	CBIT1	Active	CBIT	6/6/2018	3/28/2020	\$ 1,204,500	\$ 360,000
9872	Peru	UNEP	Capacity Building for Peru's Transparency System for Climate Change Mitigation and Adaptation	GEF - 6	CBIT1	Active	CBIT	9/25/2017	3/19/2019	\$ 1,312,905	\$ 700,000

Project ID	Country	GEF Agency	Project title	GEF Phase	CBIT Phase	Project Status	Fund	PIF Approval Date	CEO Endorsement / Approval Date	Total GEF amount	Co-financing
9923	Liberia	CI	Building and Strengthening Liberia's National Capacity to Implement the Transparency Elements of the Paris Climate Agreement	GEF - 6	CBIT1	Active	CBIT	11/16/2017	10/28/2018	\$ 1,465,500	\$ 1,600,000
9925	Lebanon	UNDP	Establishing Lebanon's Transparency Framework	GEF - 6	CBIT1	Active	CBIT	11/1/2017	8/8/2022	\$ 1,084,050	\$ 1,181,987
9942	Honduras	UNEP	Support in the Design and Implementation of the Integrated Monitoring System of Climate Change for Honduras	GEF - 6	CBIT1	Active	CBIT	6/5/2018	9/9/2020	\$ 1,149,750	\$ 150,000
9948	Madagascar	CI	Building and Strengthening Madagascar's National Capacity to Implement the Transparency Elements of the Paris Agreement	GEF - 6	CBIT1	Active	CBIT	3/28/2018	6/24/2019	\$ 1,465,500	\$ 180,590
9955	Argentina	UNEP	Strengthening Argentina's Transparency Framework on GHG Inventories and Mitigation	GEF - 6	CBIT1	Active	CBIT	1/16/2018	7/19/2019	\$ 2,189,781	\$ 350,000
9966	Bosnia-Herzegovina	UNDP	Integrated Reporting and Transparency System	GEF - 6	CBIT1	Active	CBIT	5/25/2018	7/6/2020	\$ 1,314,000	\$ 250,000
9967	Ethiopia	UNDP	Capacity-building Program to Comply with the Paris Agreement and Implement its Transparency Requirements at the National Level	GEF - 6	CBIT1	Active	CBIT	3/28/2018	8/6/2019	\$ 1,276,770	\$ 192,000
9970	Cuba	FAO	Enhancing Cuba's Institutional and Technical Capacities in the Agriculture and Land-use Sectors for Enhanced Transparency under the Paris Agreement	GEF - 6	CBIT1	Active	CBIT	6/8/2018	8/21/2020	\$ 945,250	\$ 650,000
9986	Bangladesh	FAO	Strengthening Capacity for Monitoring Environmental Emissions under the Paris Agreement in Bangladesh	GEF - 6	CBIT1	Active	CBIT	5/31/2018	8/6/2019	\$ 945,250	\$ 1,000,000
9997	Rwanda	CI	Strengthening the Capacity of Institutions in Rwanda to Implement the Transparency Requirements of the Paris Agreement	GEF - 6	CBIT1	Active	CBIT	3/28/2018	8/7/2019	\$ 1,090,000	\$ 100,000
10002	Eswatini	UNEP	Capacity Building for Enhanced Transparency in Climate Change Monitoring, Reporting and Verification	GEF - 6	CBIT1	Active	CBIT	3/28/2018	8/2/2019	\$ 1,095,000	\$ 270,000
10004	Morocco	UNDP	Developing an Integrated Transparency Framework for NDC Planning and Monitoring	GEF - 6	CBIT1	Active	CBIT	6/6/2018	6/8/2020	\$ 1,642,500	\$ 300,000
10014	Jamaica	IADB	Strengthening Jamaica's Capacity to Meet Transparency Requirements under the Paris Agreement	GEF - 6	CBIT1	Active	CBIT	5/21/2018	10/22/2019	\$ 1,423,500	\$ 180,500
10021	Montenegro	UNDP	Strengthening Nationally Determined Contribution (NDC) and Adaptation Activities Transparency Framework	GEF - 6	CBIT1	Active	CBIT	5/18/2018	6/10/2021	\$ 1,204,500	\$ 290,000
10023	Panama	UNEP	Development of the National Framework for Climate Transparency of Panama	GEF - 6	CBIT1	Active	CBIT	6/5/2018	6/8/2020	\$ 930,750	\$ 150,000
10025	Burkina Faso	UNEP	Capacity Building for Burkina Faso's Transparency System for Climate Change Mitigation and Adaptation	GEF - 6	CBIT1	Active	CBIT	6/5/2018	8/2/2019	\$ 1,292,100	\$ 150,000
10026	Togo	UNEP	Togo Climate Transparency Framework	GEF - 6	CBIT1	Active	CBIT	6/6/2018	3/28/2020	\$ 1,106,242	\$ 300,000
10027	Sierra Leone	UNEP	Building and Strengthening Sierra Leone's National Capacity to Implement the Transparency Elements of the Paris Agreement	GEF - 6	CBIT1	Active	CBIT	6/8/2018	1/8/2020	\$ 1,472,222	\$ 200,000
10028	Georgia	UNEP	Integrated Transparency Framework for Implementation of the Paris Agreement	GEF - 6	CBIT1	Active	CBIT	6/6/2018	8/2/2019	\$ 1,095,000	\$ 452,340
10029	Serbia	UNDP	Establishing Transparency Framework for the Republic of Serbia	GEF - 6	CBIT1	Active	CBIT	5/18/2018	1/10/2019	\$ 1,204,500	\$ 100,000

Project ID	Country	GEF Agency	Project title	GEF Phase	CBIT Phase	Project Status	Fund	PIF Approval Date	CEO Endorsement / Approval Date	Total GEF amount	Co-financing
10031	Mexico	IADB	Transparency under the Paris Agreement: National and Subnational Contribution and Tracking towards Mexico's NDC	GEF - 6	CBIT1	Active	CBIT	6/6/2018	12/2/2020	\$ 2,000,000	\$ 1,250,000
10039	Lao PDR	UNEP	Strengthening Lao PDR's institutional capacity to comply with the Enhanced Transparency Framework under the Paris Agreement	GEF - 6	CBIT1	Active	CBIT	6/5/2018	7/24/2019	\$ 1,324,950	\$ 150,000
10040	Sri Lanka	FAO	Enhancing and Bridging Knowledge Gaps in Sri Lanka's NDC Implementation of AFOLU Sector for Enhanced Transparency Framework (ETF)	GEF - 6	CBIT1	Active	CBIT	5/25/2018	12/21/2020	\$ 945,250	\$ 1,796,000
10042	North Macedonia	UNDP	Strengthening Institutional and Technical Macedonian Capacities to Enhance Transparency in the Framework of the Paris Agreement	GEF - 6	CBIT1	Active	CBIT	6/5/2018	2/28/2019	\$ 1,445,400	\$ 1,410,000
10043	Azerbaijan	UNEP	Capacity Building for Azerbaijan to Meet the Requirements of Enhanced Transparency Framework of the Paris Agreement	GEF - 6	CBIT1	Active	CBIT	6/8/2018	2/3/2020	\$ 1,421,310	\$ 350,000
10071	Global	FAO	Building global capacity to increase transparency in the forest sector (CBIT-Forest)	GEF - 7	CBIT1	Active	CBIT	10/23/2018	10/22/2019	\$ 1,846,520	\$ 5,200,000
10088	Global	UNEP	Global Capacity Building Initiative for Transparency (CBIT) Platform Phase II B: Unified Support Platform and Program for Article 13 of the Paris Agreement	GEF - 7	CBIT1	Active	GET	12/12/2019	12/18/2021	\$ 7,191,464	\$ 500,000
10093	Botswana	CI	Regional capacity building of COMESA member states in Eastern and Southern Africa for enhanced transparency in Climate Change Monitoring, Reporting and Verification as defined in the Paris Agreement.	GEF - 7	CBIT1	Active	GET	5/14/2019	6/8/2021	\$ 915,600	\$ 309,200
10093	Comoros	CI	Regional capacity building of COMESA member states in Eastern and Southern Africa for enhanced transparency in Climate Change Monitoring, Reporting and Verification as defined in the Paris Agreement.	GEF - 7	CBIT1	Active	GET	5/14/2019	6/8/2021	\$ 915,600	\$ 309,200
10093	Eritrea	CI	Regional capacity building of COMESA member states in Eastern and Southern Africa for enhanced transparency in Climate Change Monitoring, Reporting and Verification as defined in the Paris Agreement.	GEF - 7	CBIT1	Active	GET	5/14/2019	6/8/2021	\$ 915,600	\$ 309,200
10093	Seychelles	CI	Regional capacity building of COMESA member states in Eastern and Southern Africa for enhanced transparency in Climate Change Monitoring, Reporting and Verification as defined in the Paris Agreement.	GEF - 7	CBIT1	Active	GET	5/14/2019	6/8/2021	\$ 915,600	\$ 309,200
10093	Zambia	CI	Regional capacity building of COMESA member states in Eastern and Southern Africa for enhanced transparency in Climate Change Monitoring, Reporting and Verification as defined in the Paris Agreement.	GEF - 7	CBIT1	Active	GET	5/14/2019	6/8/2021	\$ 915,600	\$ 309,200
10118	Nicaragua	FAO	Strengthen institutional and technical capacities in the agricultural and forestry sectors of Nicaragua to respond to the requirements of the enhanced transparency framework under the Paris Agreement	GEF - 7	CBIT1	Active	CBIT	10/30/2018	7/10/2020	\$ 945,250	\$ 309,600
10120	Equatorial Guinea	FAO	Enhancing Equatorial Guinea's institutional and technical capacity in the agriculture, forestry and other land-use sector for enhanced transparency under the Paris Agreement	GEF - 7	CBIT1	Active	GET	6/27/2019	5/19/2020	\$ 945,250	\$ 536,896
10121	Colombia	UNDP	Colombia's 2030 MRV Strategic Vision	GEF - 7	CBIT1	Active	GET	11/26/2018	8/24/2021	\$ 4,151,747	\$ 1,810,138

Project ID	Country	GEF Agency	Project title	GEF Phase	CBIT Phase	Project Status	Fund	PIF Approval Date	CEO Endorsement / Approval Date	Total GEF amount	Co-financing
10128	Global	UNEP	Global Capacity Building Initiative for Transparency (CBIT) Platform Phase II A: Unified Support Platform and Program for Article 13 of the Paris Agreement	GEF - 7	CBIT1	Active	CBIT	10/30/2018	7/10/2021	\$ 2,190,000	\$ 400,000
10138	Armenia	UNDP	Building Armenia's national transparency framework under Paris Agreement	GEF - 7	CBIT1	Active	GET	4/17/2019	5/19/2020	\$ 1,084,050	\$ 570,000
10149	Malawi	UNEP	Malawi Climate Transparency Framework	GEF - 7	CBIT1	Active	GET	8/6/2019	1/22/2021	\$ 1,156,320	\$ 150,000
10150	Thailand	UNEP	Strengthening Thailand's institutional and technical capacities to comply with the Enhanced Transparency Framework of the Paris Agreement	GEF - 7	CBIT1	Active	GET	9/25/2019	3/23/2021	\$ 2,180,145	\$ 2,027,293
10155	Afghanistan	FAO	Strengthening capacity in the agriculture, land-use and other sectors for monitoring and reporting on Afghanistan's mitigation and adaptation targets	GEF - 7	CBIT1	Active	GET	5/29/2019	11/20/2020	\$ 1,478,250	\$ 1,500,000
10156	Benin	FAO	Strengthening capacity in the energy, agriculture, forestry and other land-use sectors for enhanced transparency in the implementation and monitoring of Benin's Nationally Determined Contribution	GEF - 7	CBIT1	Active	GET	9/25/2019	3/30/2021	\$ 1,445,250	\$ 460,000
10157	Namibia	UNDP	Enhancing Namibia's capacity to establish a comprehensive Transparency Framework for Monitoring, Reporting and Verification (MRV) of climate actions and reporting on NDC implementation under the Paris Agreement	GEF - 7	CBIT1	Active	GET	8/6/2019	11/25/2020	\$ 1,204,500	\$ 60,000
10194	India	UNDP	Capacity-building for establishing an Integrated and Enhanced Transparency Framework for Climate actions and support measures	GEF - 7	CBIT1	Active	GET	5/14/2019	11/3/2021	\$ 4,161,000	\$ 1,000,000
10227	China	FECO	China Capacity Building for Enhanced Transparency Phase I	GEF - 7	CBIT1	Active	GET	6/27/2019	12/21/2020	\$ 1,798,500	\$ 1,437,000
10260	Mauritius	UNDP	Strengthening the national greenhouse gas inventory of the Republic of Mauritius to improve climate reporting and transparency	GEF - 7	CBIT1	Active	GET	10/3/2019	6/3/2021	\$ 1,390,486	\$ 798,500
10305	Guatemala	UNDP	Strengthening Guatemala's transparency framework through capacity building to implement the Paris Agreement	GEF - 7	CBIT1	Active	GET	1/9/2020	7/14/2021	\$ 1,642,500	\$ 300,000
10308	Indonesia	UNDP	Strengthening the Capacity of Institutions in Indonesia to comply with the Transparency Requirements of the Paris Agreement (CBIT)	GEF - 7	CBIT1	Active	GET	10/22/2019	7/16/2021	\$ 2,080,500	\$ 2,755,000
10317	Maldives	UNEP	Capacity Strengthening for Improved Transparency of Climate Change Mitigation and Adaptation Actions in the Maldives	GEF - 7	CBIT1	Active	GET	12/11/2019	6/4/2021	\$ 1,595,962	\$ 440,000
10318	Haiti	UNDP	Strengthening National Institutions in Haiti to meet the Transparency Requirements of the Paris Agreement	GEF - 7	CBIT1	Active	GET	10/22/2019	8/31/2021	\$ 1,445,400	\$ 40,000
10342	Paraguay	UNEP	Establish an integral MRV/M&E system to enhance climate transparency in Paraguay	GEF - 7	CBIT1	Active	GET	12/13/2019	4/20/2021	\$ 2,017,538	\$ 350,000
10355	Viet Nam	UNDP	Strengthen Viet Nam's capacities to manage data flows and report information adequately to fulfill the enhanced transparency framework of the Paris Agreement requirements	GEF - 7	CBIT1	Active	GET	6/17/2020	9/27/2021	\$ 2,189,781	\$ 1,781,300
10427	Bahamas	UNEP	Building The Bahamas capacity in transparency for climate change mitigation and adaptation	GEF - 7	CBIT1	Active	GET	7/22/2020	7/10/2021	\$ 1,482,849	\$ 338,333
10428	Mauritania	UNEP	Strengthening Mauritania's national capacity for transparency and ambitious climate reporting	GEF - 7	CBIT1	Active	GET	11/25/2020	11/19/2021	\$ 1,206,909	\$ 161,450

Project ID	Country	GEF Agency	Project title	GEF Phase	CBIT Phase	Project Status	Fund	PIF Approval Date	CEO Endorsement / Approval Date	Total GEF amount	Co-financing
10429	Zimbabwe	UNEP	Strengthening the Capacity of Institutions in Zimbabwe to conform to the Transparency Requirements of the Paris Agreement	GEF - 7	CBIT1	Active	GET	7/22/2020	7/8/2021	\$ 1,324,950	\$ 355,600
10446	Cameroon	UNEP	Capacity-building for transparency in NDC implementation in Cameroon	GEF - 7	CBIT1	Active	GET	10/21/2020	3/9/2022	\$ 1,749,262	\$ 711,000
10449	Fiji	UNEP	Strengthen capacity to ensure transparency of action implemented and support received to implement Fiji's Nationally Determined Contributions (NDCs) and Low Emissions Development Strategy (LEDS)	GEF - 7	CBIT1	Active	GET	4/2/2020	8/27/2021	\$ 1,565,850	\$ 100,000
10479	Sudan	UNDP	Sudan's Capacity Building Initiative for Transparency Project	GEF - 7	CBIT1	Active	GET	7/2/2020	11/19/2021	\$ 1,354,515	\$ 400,000
10485	Gambia	CI	Strengthening capacity of institutions in The Gambia to meet transparency requirements of the Paris Agreement	GEF - 7	CBIT1	Active	GET	7/2/2020	9/3/2021	\$ 1,199,000	\$ 145,000
10595	Tunisia	UNDP	Strengthening Tunisia's Nationally Determined Contribution (NDC) Transparency Framework	GEF - 7	CBIT1	Active	GET	4/13/2022	4/13/2023	\$ 1,626,075	\$ 200,000
10596	Trinidad and Tobago	UNEP	Strengthening Trinidad and Tobago's capacity in transparency for climate change mitigation and adaptation	GEF - 7	CBIT1	Active	GET	7/2/2020	7/10/2021	\$ 1,161,138	\$ 385,672
10635	Lesotho	UNEP	Enabling Lesotho's Enhanced Transparency Framework	GEF - 7	CBIT1	Active	GET	8/5/2021	7/19/2022	\$ 1,294,838	\$ 200,000
10644	Chad	UNDP	Strengthening the Capacity of Institutions in Chad to comply with the Transparency Requirements of the Paris Agreement	GEF - 7	CBIT1	CEO Endorsement stage	GET	3/30/2023		\$ 1,144,275	\$ 200,000
10648	Burundi	UNEP	Building capacities in Burundi to implement the Enhanced Transparency Framework under the Paris Agreement	GEF - 7	CBIT1	Active	GET	7/8/2021	5/19/2022	\$ 1,344,660	\$ 123,000
10668	Tanzania	UNEP	Tanzania's Climate Enhanced Transparency Framework (ETF)	GEF - 7	CBIT1	Active	GET	8/20/2021	1/6/2023	\$ 1,252,680	\$ 113,850
10669	Bhutan	FAO	Strengthening institutional and technical capacities for enhanced transparency in implementation and monitoring of Bhutan's Nationally Determined Contribution (NDC)	GEF - 7	CBIT1	Active	GET	2/23/2021	2/7/2022	\$ 1,945,250	\$ 1,895,600
10734	Congo DR	FAO	Strengthening capacities in the Agriculture, Forestry and Other Land Use sector of the Democratic Republic of the Congo to enhance transparency and tracking of the Nationally Determined Contribution under the Paris Agreement.	GEF - 7	CBIT1	Active	GET	2/28/2021	1/21/2022	\$ 2,135,250	\$ 105,428
10760	Solomon Islands	FAO	Strengthening capacity in the agriculture and land-use as well as energy sectors in Solomon Islands for enhanced transparency in implementation and monitoring of Solomon Island's Nationally Determined Contribution (NDC)	GEF - 7	CBIT1	Active	GET	7/14/2021	7/11/2022	\$ 1,245,250	\$ 3,876,857
10761	Vanuatu	FAO	Strengthening capacity in the Energy, Agriculture, Forestry, and other Land-use Sectors for Enhanced Transparency in the Implementation and Monitoring of Vanuatu's Nationally Determined Contribution	GEF - 7	CBIT1	Active	GET	7/22/2021	7/11/2022	\$ 1,245,250	\$ 2,994,500
10772	Uzbekistan	FAO	Capacity-building to establish an integrated and enhanced transparency framework in Uzbekistan to track the national climate actions and support measures received	GEF - 7	CBIT1	Active	GET	8/20/2021	6/14/2022	\$ 1,445,250	\$ 500,000
10809	Nigeria	FAO	Strengthening the capacity of institutions in Nigeria to implement the transparency requirements of the Paris Agreement	GEF - 7	CBIT1	CEO Endorsement stage	GET	12/21/2021		\$ 1,465,500	\$ 312,034
10818	Ecuador	UNEP	Implementing Ecuador's Climate Transparency System	GEF - 7	CBIT1	Active	GET	7/8/2021	5/20/2022	\$ 2,176,860	\$ 123,605

Project ID	Country	GEF Agency	Project title	GEF Phase	CBIT Phase	Project Status	Fund	PIF Approval Date	CEO Endorsement / Approval Date	Total GEF amount	Co-financing
10899	Nepal	WWF-US	Building National Capacities of Nepal to meet requirements of the Enhanced Transparency Framework of the Paris Agreement	GEF - 7	CBIT1	Active	GET		6/14/2022	\$ 1,799,781	\$ 1,198,141
10932	Brazil	UNEP	Strengthening the national transparency system in Brazil under the Paris Agreement (DataClima+)	GEF - 7	CBIT1	CEO Endorsement stage	GET	5/24/2022		\$ 4,200,000	\$ 500,000
10964	Malaysia	UNEP	Strengthening Malaysia's Capacity in Implementing and Tracking Ambitious Climate Change Actions	GEF - 7	CBIT1	Active	GET		6/3/2022	\$ 2,000,000	\$ 200,000
10967	Tajikistan	FAO	Strengthening the capacity of the Republic of Tajikistan to comply with the Enhanced Transparency Framework under the Paris Agreement.	GEF - 7	CBIT1	Active	GET	6/14/2022	4/19/2023	\$ 1,445,250	\$ 500,000
11013	Barbados	IADB	Strengthening Institutional and Technical Capacity for Barbados to meet the transparency requirements of the Paris Agreement	GEF - 7	CBIT1	Active	GET		6/6/2022	\$ 1,368,750	\$ 198,000
11070	Turkmenistan	FAO	Strengthening the capacity of Turkmenistan to comply with the Enhanced Transparency Framework under the Paris Agreement.	GEF - 8	CBIT1	PIF preparation	GET			\$ 1,945,249	\$ 600,000
11306	Uruguay	UNDP	CBIT 2 - Building institutional and technical capacities to meet the commitments under the Paris Agreement's Enhanced Transparency Framework	GEF - 8	CBIT2	CEO Endorsement stage	GET			\$ 2,080,500	\$ 1,100,000