



AGENCY FACTSHEET

IUCN

Up to date as of August 7, 2023

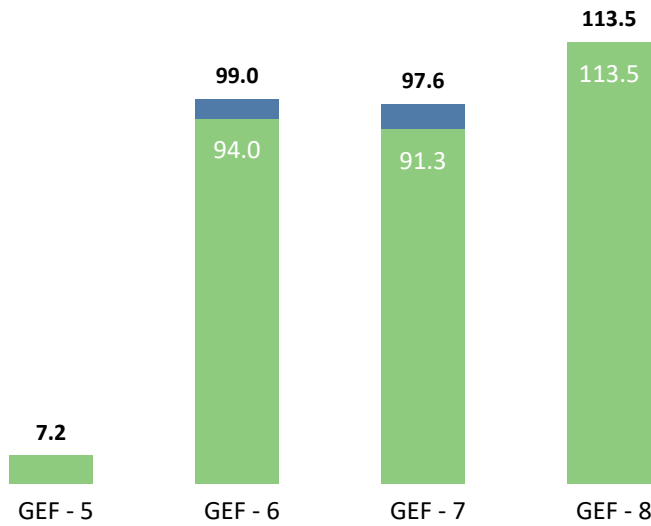
Accreditation Year: 2014

Geographic Scope: Global

Financing by GEF Phase

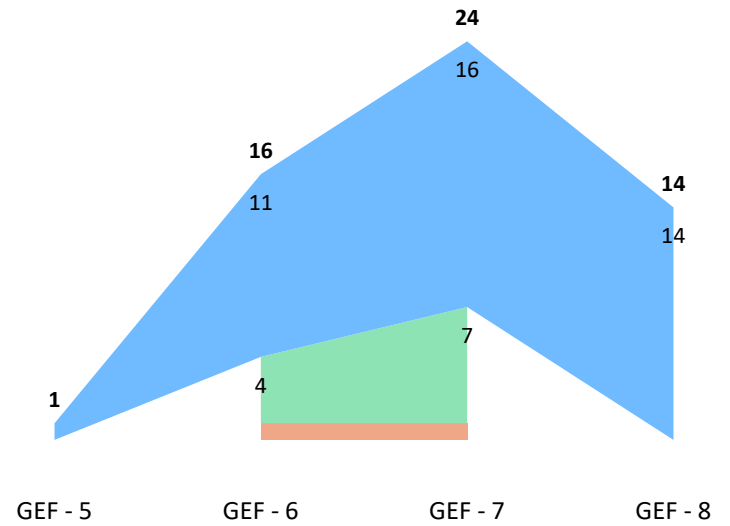
Financing across GEF-Managed Trust Funds

● GEF Trust Fund (\$m) ● LDCF (\$m) ● SCCF (\$m)



Number of Projects by Project Type

● EA ● MSP ● FSP



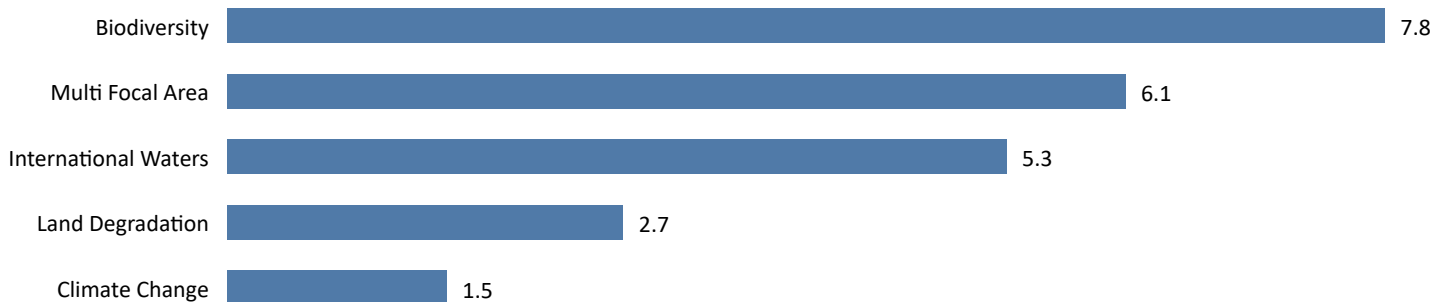
Co-financing

Latest Co-Financing Amount (\$b)

● Total Co-Financing in Billion ● Latest Financing in Billion

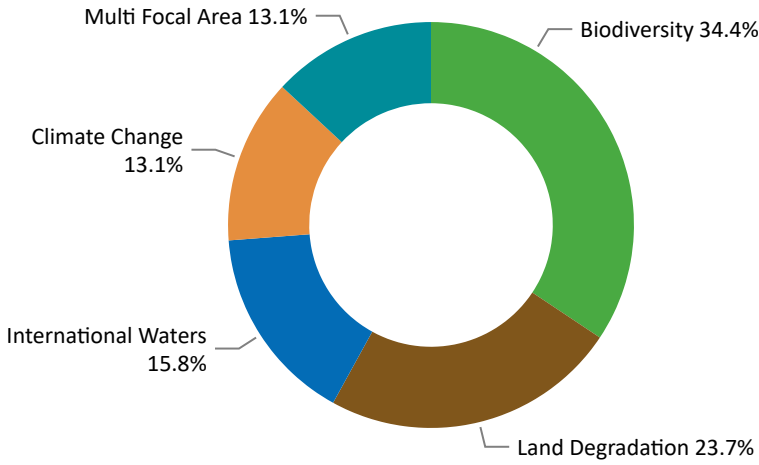


Co-Financing Ratio by Focal Area (X:1)

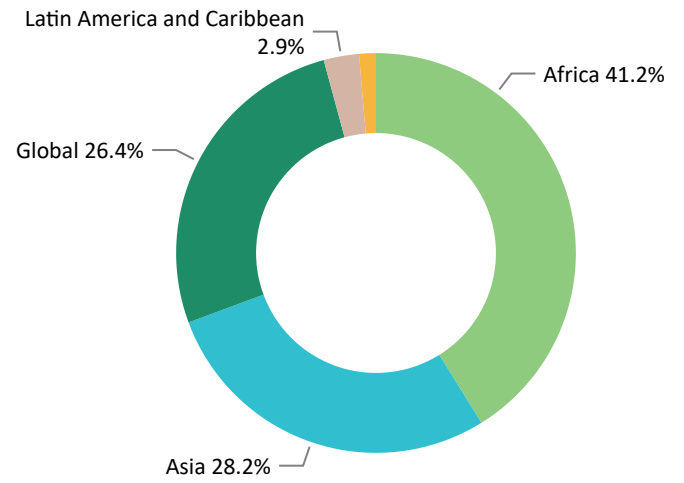


Portfolio Distribution

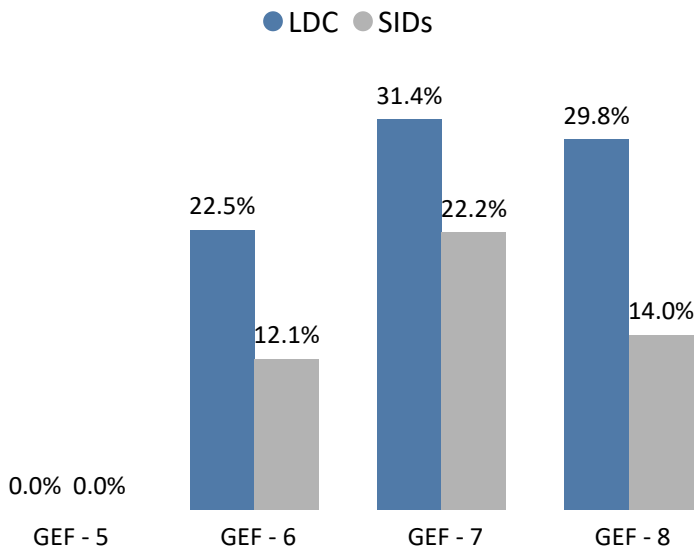
Financing by Focal Area



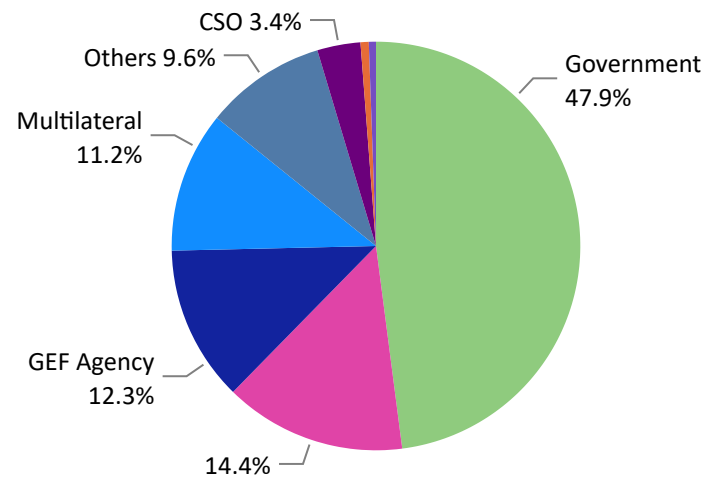
Financing by Region



Share of Financing by Country Groups



Financing by Type of Executing Agencies



GEF-7 Portfolio Progress

Distribution of GEF-7 Projects by Status




● CEO Endorsement Cleared
 ● CEO Endorsement Pending
 ● CEO PIF Cleared
 ● Council Approved























































**Unless specified, all charts include GEF Trust Fund, LDCF, and SCCF funding*

Agency Effectiveness and Efficiency

IUCN 

-  Above 80% of the portfolio
-  From 60% to 80% of the portfolio
-  Below 60% of the portfolio

| Indicator | GEF Average - FY22 | FY19 | FY20 | FY21 | FY22 | FY22 Bb of Projects |
|--|--|---|---|---|---|---------------------------|
| Time from CEO endorsement (FSP) / CEO approval (MSP) to first disbursement below 18 months | 85  | 63  | 0  | | | |
| Time from CEO endorsement (FSP) / CEO approval (MSP) to first disbursement below 18 months - MSPs only (%) | 76  | | 0  | | | |
| Time from CEO endorsement (FSP) / CEO approval (MSP) to first disbursement below 18 months - FSPs only (%) | 90  | 71  | | | | |
| Time from CEO endorsement to mid-term review submission below 4 years | 50  | | | | | |
| MSP age below 4 years (%) | 61  | 67  | 100  | 50  | 50  | 2 |
| FSP age below 6 years (%) | 81  | 33  | 100  | 100  | 100  | 9 |
| Completed projects with a timely Terminal Evaluation (%) | 87  | | | | | |
| Disbursement ratio of ongoing portfolio (%) | 19 | 5 | 20 | 15 | 30 | 9 |
| Projects rated in the satisfactory range for both Implementation Progress and Development Outcome (%) | 80  | 83  | 70  | 56  | 92  | 12 |
| Projects rated in the satisfactorily range for Implementation Progress (%) | 83  | 82  | 70  | 56  | 92  | 12 |
| Projects rated in the satisfactorily range for Development Outcome (%) | 86  | 91  | 90  | 78  | 92  | 12 |
| Proactivity index (%) | 77  | | | | 75  | 3 |
| Projects with disbursement in the past year (%) | 89  | | 100  | 78  | 89  | 9 |
| Over 50% disbursed balance 3+ years into MSP implementation (%) | 75  | 100  | 100  | 100  | 100  | 3 |
| Over 50% disbursed balance 5+ years FSP implementation (%) | 91  | | | | | |
| Projects with financial closure after Terminal Evaluation submission (%) | 85  | | | 0  | 0  | 1 |
| Projects financially closed on time in the last year (%) | 64  | | | | | |
| Projects with co-financing materialized higher than 35% at MTR (%) | 51  | | | | | |
| Co-financing materialized higher than 80% at Terminal Evaluation (%) | 50  | | | | | |

PAGE 1

Agency Profile displays essential information about the agency, including the year of accreditation and its geographic scope, indicating whether the agency operates at a regional or global level.

Portfolio Across GEF-Managed Trust Funds illustrates the total financing amount (\$million) and the number of approved or under review and approved projects across different GEF-managed trust funds by GEF phases.

Co-Financing Amount and Ratio by Focal Areas highlights the overall co-financing amount (\$billion) and the co-financing ratio (X:1) across six focal areas: biodiversity, climate change, land degradation, international waters, chemicals and waste, as well as multiple focal area.

PAGE 2

Financing by Focal Area illustrates the breakdown of total financing from GEF-managed trust funds across six focal areas: biodiversity, climate change, land degradation, international waters, chemicals and waste, and multiple focal area.

Financing by Region portrays the allocation of total financing from GEF-managed trust funds across GEF regions: Africa, Asia, Latin America and Caribbean, Europe and Central Asia, as well as Global and Regional categories.

Share of Financing by Country Group presents the proportion of financing from GEF-managed trust funds designated for least developed countries (LDC) and small island developing states (SIDs) across GEF phases.

Financing by Type of Executing Agency displays the distribution of financing based on different types of executing agencies.

Distribution of GEF-7 Project by Status demonstrates the distribution of GEF-managed resources under GEF-7 according to project statuses.

PAGE 3

Agency Effectiveness and Efficiency demonstrates the portfolio scorecard for fiscal year 2022. The indicators encompass three key areas: 1. enhance the speed of operations, 2. ensure strong portfolio management, and 3. increase co-financing across the portfolio. The reporting is harmonized with the GEF Annual Monitoring Report for fiscal year 2022. Additionally, the average score for all agencies during GEF fiscal year 2022, along with agency-specific scores from previous three consecutive fiscal years, is furnished for reference.