



# GEF Expanded Constituency Workshop for Western Africa Coastal



global  
environment  
facility  
INVESTING IN OUR PLANET

## DAY 4 (Friday)

# AGENDA

- COUNTRY FACTSHEETS & PORTAL
- PARALLEL SESSIONS
  - BILATERAL MEETINGS
  - CSOs
- KNOWLEDGE & COLLABORATION PLATFORM
- ECW CLOSING
- LUNCH

<b>BILATERAL with Countries</b>	<b>Group 1</b> Remy Michaelle	<b>Group 2</b> Ibrahima, Verona	<b>Group 3</b> Pascal Susan
<b>9:30 – 10:15</b>			
<b>10:15 – 11:00</b>			
<b>11:00 – 11:45</b>			
<b>10:30 – 12:00</b>	<b>CSO session</b>		





## Tool provided to OFPs to help **oversee & manage** GEF portfolio

- Provides up-to-date information & data on
  - Resource allocation & commitment of STAR, LDCF & SCCF funds
  - Project implementation
  - Average data on disbursement rate, project rating & development outcome
- Allows countries to make informed decision in GEF programming & resource planning
- Allows better coordination with the GEF Secretariat and Agencies

Available in GEF Portal  
(access provided to OFPs)

# Latest country resource allocation & utilization



**Better knowledge of resources utilization**

---



**Enhancing the focus on portfolio performance**

---



**Strengthening performance culture with data**

---



**Coordinating better with the secretariat and agencies**

---



**Taking steps to improve delivery and portfolio oversight**



# COUNTRY FACTSHEET LIBERIA

Up to date as of January 26, 2024

## Country Focal Points

### Operational Focal Point

Prof. Wilson K. Tarpoh  
Executive Director/CEO  
Environmental Protection Agency of Liberia

### Political Focal Point


Prof. Wilson K. Tarpoh  
Executive Director/CEO  
Environmental Protection Agency of Liberia

## GEF-8 Allocations and Commitments

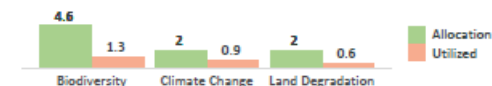
Liberia has utilized 33.2 percent of its STAR resources and has \$5.8 million available for use out of its \$8.6 million allocation. This utilization rate is lower than the average of GEF countries standing at 62.9 percent.

### Utilization of STAR resources

Each dot represents the share of allocated STAR resources utilized by country.



Utilization of resources in \$m by focal area.



### Additional GEF resources

The following presents commitments made under additional focal areas, set asides and GEF-managed trust funds. Financing amounts represent the full project financing.

Type (\$m)	Resources
Chemicals and Waste	..
International Waters	..
Impact Program Incentive	..
Enabling Activity	6.7

Type (\$m)	Approved	Allocation
Least Developed Countries Fund (LDCF)	10	20
Special Climate Change Fund (SCCF)	..	..

## GEF-7 Portfolio Progress

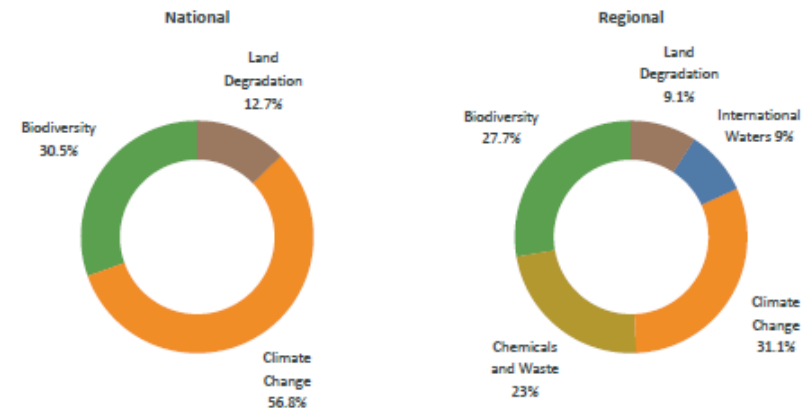


## Active Project Portfolio

### Portfolio of projects across GEF-managed Trust Funds

	Number	GEF financing (\$m)	Co-financing ratio (X:1)
<b>GEF TRUST FUND</b>			
National projects	7	14.4	8.2
Regional projects	20	186.7	3.9
<b>GEF-MANAGED TRUST FUNDS</b>			
LDCF projects	1	8.9	1.3
SCCF projects	0	0.0	..

### Distribution by Focal Area



### Distribution by Agency



### Progress

	Key indicators		Projects rated Moderately Satisfactory or above	
	Disbursement rate (%)	Average age (year)	Implementation progress (%)	Development outcomes (%)
National projects	6	4	100	100
Regional projects	36	8	100	57

Country Focal Points

Operational Focal Point	Political Focal Point
Prof. Wilson K. Tarpeh Executive Director/CEO Environmental Protection Agency of Liberia	Prof. Wilson K. Tarpeh Executive Director/CEO Environmental Protection Agency of Liberia

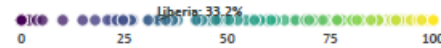
# OFP Contact Information

## GEF-8 Allocations and Commitments

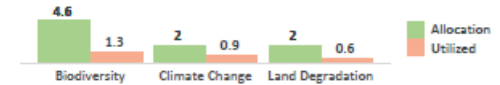
Liberia has utilized 33.2 percent of its STAR resources and has \$5.8 million available for use out of its \$8.6 million allocation. This utilization rate is lower than the average of GEF countries standing at 62.9 percent.

### Utilization of STAR resources

Each dot represents the share of allocated STAR resources utilized by country.



Utilization of resources in \$m by focal area.



### Additional GEF resources

The following presents commitments made under additional focal areas, set asides and GEF-managed trust funds. Financing amounts represent the full project financing.

Type (\$m)	Resources
Chemicals and Waste	..
International Waters	..
Impact Program Incentive	..
Enabling Activity	6.7

Type (\$m)	Approved	Allocation
Least Developed Countries Fund (LDCF)	10	20
Special Climate Change Fund (SCCF)	..	

## GEF-7 Portfolio Progress





Country Focal Points

Operational Focal Point

Prof. Wilson K. Tarpeh  
Executive Director/CEO  
Environmental Protection Agency of Liberia

Political Focal Point

Prof. Wilson K. Tarpeh  
Executive Director/CEO  
Environmental Protection Agency of Liberia

## GEF-8 Country Resource Allocation & Commitments

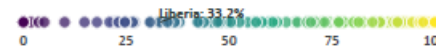
- STAR
- Additional GEF resources
- LDCF & SCCF

### GEF-8 Allocations and Commitments

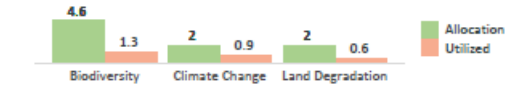
Liberia has utilized 33.2 percent of its STAR resources and has \$5.8 million available for use out of its \$8.6 million allocation. This utilization rate is lower than the average of GEF countries standing at 62.9 percent.

#### Utilization of STAR resources

Each dot represents the share of allocated STAR resources utilized by country.



#### Utilization of resources in \$m by focal area.



#### Additional GEF resources

The following presents commitments made under additional focal areas, set asides and GEF-managed trust funds. Financing amounts represent the full project financing.

Type (\$m)	Resources
Chemicals and Waste	..
International Waters	..
Impact Program Incentive	..
Enabling Activity	6.7

Type (\$m)	Approved	Allocation
Least Developed Countries Fund (LDCF)	10	20
Special Climate Change Fund (SCCF)	..	

### GEF-7 Portfolio Progress







Country Focal Points

Operational Focal Point

Prof. Wilson K. Tarpoh  
Executive Director/CEO  
Environmental Protection Agency of Liberia

Political Focal Point

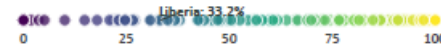
Prof. Wilson K. Tarpoh  
Executive Director/CEO  
Environmental Protection Agency of Liberia

GEF-8 Allocations and Commitments

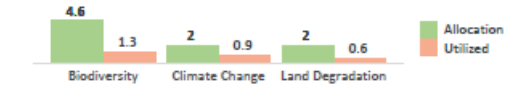
Liberia has utilized 33.2 percent of its STAR resources and has \$5.8 million available for use out of its \$8.6 million allocation. This utilization rate is lower than the average of GEF countries standing at 62.9 percent.

Utilization of STAR resources

Each dot represents the share of allocated STAR resources utilized by country.



Utilization of resources in \$m by focal area.



Additional GEF resources

The following presents commitments made under additional focal areas, set asides and GEF-managed trust funds. Financing amounts represent the full project financing.

Type (\$m)	Resources
Chemicals and Waste	..
International Waters	..
Impact Program Incentive	..
Enabling Activity	6.7

Type (\$m)	Approved	Allocation
Least Developed Countries Fund (LDCF)	10	20
Special Climate Change Fund (SCCF)	..	

Latest GEF-7 Portfolio Distribution

GEF-7 Portfolio Progress



# Portfolio Under Implementation (GEF resources & LDCF and SCCF)

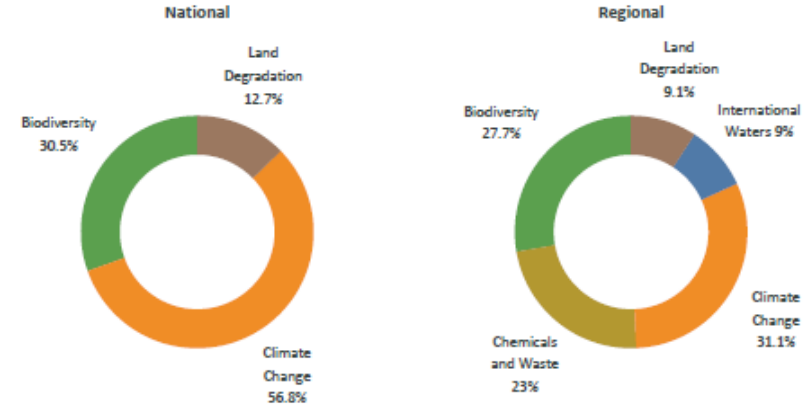


## Active Project Portfolio

### Portfolio of projects across GEF-managed Trust Funds

	Number	GEF financing (\$m)	Co-financing ratio (X:1)
<b>GEF TRUST FUND</b>			
National projects	7	14.4	8.2
Regional projects	20	186.7	3.9
<b>GEF-MANAGED TRUST FUNDS</b>			
LDCF projects	1	8.9	1.3
SCCF projects	0	0.0	..

### Distribution by Focal Area



### Distribution by Agency



### Progress

	Key indicators		Projects rated Moderately Satisfactory or above	
	Disbursement rate (%)	Average age (year)	Implementation progress (%)	Development outcomes (%)
National projects	6	4	100	100
Regional projects	36	8	100	57

# COUNTRY FACTSHEETS

## Distribution by focal areas:

- Biodiversity
- Land Degradation
- International Waters
- Climate Change
- Chemicals & Waste

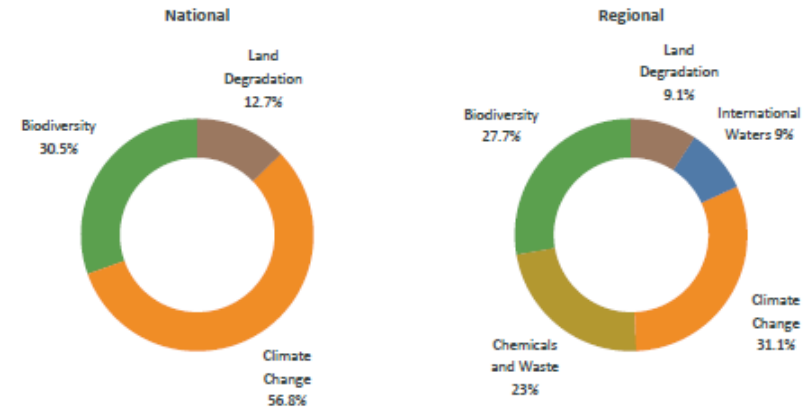


## Active Project Portfolio

Portfolio of projects across GEF-managed Trust Funds

	Number	GEF financing (\$m)	Co-financing ratio (X:1)
<b>GEF TRUST FUND</b>			
National projects	7	14.4	8.2
Regional projects	20	186.7	3.9
<b>GEF-MANAGED TRUST FUNDS</b>			
LDCF projects	1	8.9	1.3
SCCF projects	0	0.0	..

Distribution by Focal Area



## Distribution by Agency:



Distribution by Agency



Progress

	Key indicators		Projects rated Moderately Satisfactory or above	
	Disbursement rate (%)	Average age (year)	Implementation progress (%)	Development outcomes (%)
National projects	6	4	100	100
Regional projects	36	8	100	57

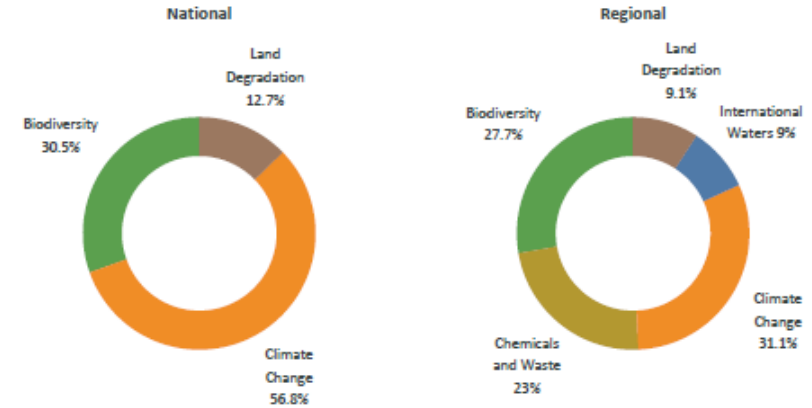
# COUNTRY FACTSHEETS

## Active Project Portfolio

Portfolio of projects across GEF-managed Trust Funds

	Number	GEF financing (\$m)	Co-financing ratio (X:1)
<b>GEF TRUST FUND</b>			
National projects	7	14.4	8.2
Regional projects	20	186.7	3.9
<b>GEF-MANAGED TRUST FUNDS</b>			
LDCF projects	1	8.9	1.3
SCCF projects	0	0.0	--

Distribution by Focal Area



Distribution by Agency



Progress

	Key indicators		Projects rated Moderately Satisfactory or above	
	Disbursement rate (%)	Average age (year)	Implementation progress (%)	Development outcomes (%)
National projects	6	4	100	100
Regional projects	36	8	100	57

**Progress Summary Table:**  
Disbursement, age, ratings



# Country Factsheet - List of Projects by Status

## List of projects by status *(continued)*

GEFID	Type	Trust fund/phase	National or Regional	GEF financing amount	Focal area	Lead Agency	Status	Dates		Time to (in number of years)				Ratings		Disbrst. rate (%)
								PIF Approval	CEO Endorsement / Approval	1st Disbrst.	MTR	Terminal Eval.	Fin. Closure	Implm. Progress	Dvp. Outcome	
10655	FSP	GEF - 7 / GET	Global	43,937,623	Multi Focal Area	UNDP	Under Implementation	2020-11-09	2022-06-03	0.0	..	..	..	..	..	..
Support to Preparation of the Fourth National Biosafety Reports to the Cartagena Protocol on Biosafety - AFRICA REGION																
10638	EA	GEF - 7 / GET	Regional	1,287,000	Biodiversity	UNEP	Under Implementation	..	..	..	..	..	..	Satisfactory	Satisfactory	55
Enhancing the resilience of vulnerable coastal communities in Sinoe County of Liberia																
10376	FSP	GEF - 7 / LDCF	National	8,932,420	Climate Change	UNDP	Under Implementation	2020-05-19	2022-05-24	0.8	..	..	..	..	..	..
Reducing deforestation from palm oil and cocoa value chains																
10232	FSP	GEF - 7 / GET	National	7,139,450	Multi Focal Area	CI	Under Implementation	2019-07-02	2021-09-27	1.9	..	..	..	..	..	..
Conservation and Sustainable use of Liberia's Coastal Natural Capital																
9573	FSP	GEF - 6 / GET	National	3,944,220	Multi Focal Area	CI	Under Implementation	2017-11-30	2019-12-12	0.1	..	..	..	Highly Satisfactory	Highly Satisfactory	28
Technology Needs Assessments - Phase III (TNA Phase III)																
9452	FSP	GEF - 6 / GET	Global	6,210,000	Climate Change	UNEP	Under Implementation	2016-06-09	2018-03-13	0.3	1.9	..	..	Moderately Satisfactory	Satisfactory	76
Increasing Energy Access through the Promotion of Energy Efficient Appliances in Liberia																
9292	FSP	GEF - 6 / GET	National	2,639,726	Climate Change	AfDB	Under Implementation	2015-10-21	2017-05-31	2.3	..	..	..	Satisfactory	Satisfactory	8
Umbrella Programme for Biennial Update Report to the United National Framework Convention on Climate Change (UNFCCC)																
6925	FSP	GEF - 6 / GET	Global	14,414,400	Climate Change	UNEP	Under Implementation	2014-10-30	2015-06-23	0.6	..	..	..	Not Rated	Not Rated	57
Mano River Union Ecosystem Conservation and International Water Resources Management (IWRM) Project																
4953	FSP	GEF - 5 / GET	Regional	6,336,364	Multi Focal Area	IUCN	Under Implementation	2012-06-07	2016-12-27	1.0	5.5	..	..	Satisfactory	Satisfactory	91
Demonstration of Effectiveness of Diversified, Environmentally Sound and Sustainable Interventions, and Strengthening National Capacity for Innovative Implementation of Integrated Vector Management (IVM) for Disease Prevention and Control in the WHO AFRO Re																
4668	FSP	GEF - 5 / GET	Regional	9,550,000	Chemicals and Waste	UNEP	Under Implementation	2012-06-07	2016-03-06	0.3	4.7	..	..	Satisfactory	Moderately Satisfactory	75



# Country Factsheet - List of Projects by Status

## Project Information

## Key Dates

## Time Lapse

## Ratings & Disbursement Rate

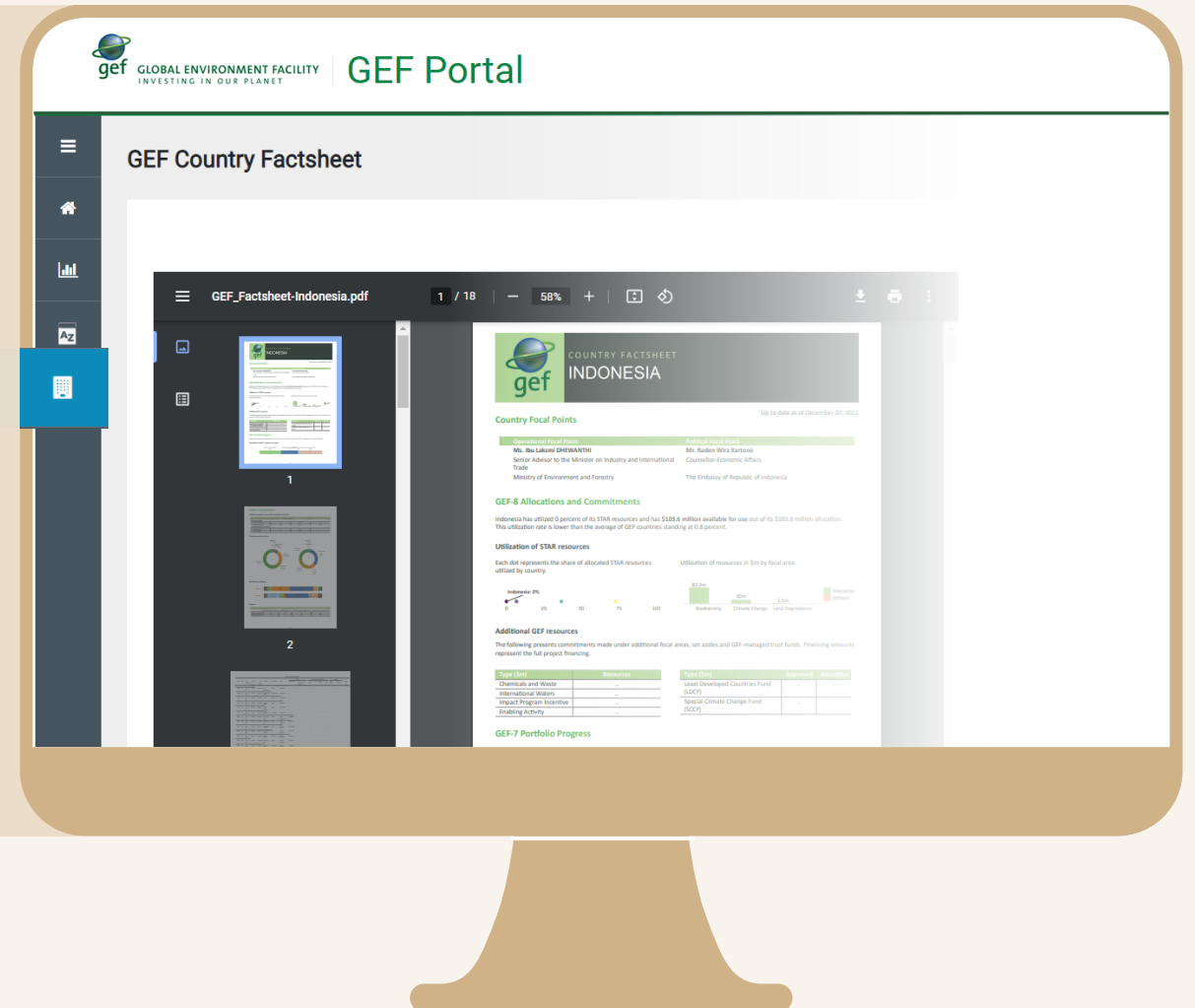
List of projects by status (continued)

GEFID	Type	Trust fund/phase	National or Regional	GEF financing amount	Focal area	Lead Agency	Status	Dates		Time to (in number of years)				Ratings		
								PIF Approval	CEO Endorsement / Approval	1st Disbrst.	MTR	Terminal Eval.	Fin. Closure	Implm. Progress	Dvp. Outcome	Disbrst. rate (%)
10655	FSP	GEF - 7 / GET	Global	43,937,623	Multi Focal Area	UNDP	Under Implementation	2020-11-09	2022-06-03	0.0	..	..	..	..	..	..
Support to Preparation of the Fourth National Biosafety Reports to the Cartagena Protocol on Biosafety - AFRICA REGION																
10638	EA	GEF - 7 / GET	Regional	1,287,000	Biodiversity	UNEP	Under Implementation	..	..	..	..	..	..	Satisfactory	Satisfactory	55
Enhancing the resilience of vulnerable coastal communities in Sinoe County of Liberia																
10376	FSP	GEF - 7 / LDCF	National	8,932,420	Climate Change	UNDP	Under Implementation	2020-05-19	2022-05-24	0.8	..	..	..	..	..	..
Reducing deforestation from palm oil and cocoa value chains																
10232	FSP	GEF - 7 / GET	National	7,139,450	Multi Focal Area	CI	Under Implementation	2019-07-02	2021-09-27	1.9	..	..	..	..	..	..
Conservation and Sustainable use of Liberia's Coastal Natural Capital																
9573	FSP	GEF - 6 / GET	National	3,944,220	Multi Focal Area	CI	Under Implementation	2017-11-30	2019-12-12	0.1	..	..	..	Highly Satisfactory	Highly Satisfactory	28
Technology Needs Assessments - Phase III (TNA Phase III)																
9452	FSP	GEF - 6 / GET	Global	6,210,000	Climate Change	UNEP	Under Implementation	2016-06-09	2018-03-13	0.3	1.9	..	..	Moderately Satisfactory	Satisfactory	76
Increasing Energy Access through the Promotion of Energy Efficient Appliances in Liberia																
9292	FSP	GEF - 6 / GET	National	2,639,726	Climate Change	AfDB	Under Implementation	2015-10-21	2017-05-31	2.3	..	..	..	Satisfactory	Satisfactory	8
Umbrella Programme for Biennial Update Report to the United National Framework Convention on Climate Change (UNFCCC)																
6925	FSP	GEF - 6 / GET	Global	14,414,400	Climate Change	UNEP	Under Implementation	2014-10-30	2015-06-23	0.6	..	..	..	Not Rated	Not Rated	57
Mano River Union Ecosystem Conservation and International Water Resources Management (IWRM) Project																
4953	FSP	GEF - 5 / GET	Regional	6,336,364	Multi Focal Area	IUCN	Under Implementation	2012-06-07	2016-12-27	1.0	5.5	..	..	Satisfactory	Satisfactory	91
Demonstration of Effectiveness of Diversified, Environmentally Sound and Sustainable Interventions, and Strengthening National Capacity for Innovative Implementation of Integrated Vector Management (IVM) for Disease Prevention and Control in the WHO AFRO Re																
4668	FSP	GEF - 5 / GET	Regional	9,550,000	Chemicals and Waste	UNEP	Under Implementation	2012-06-07	2016-03-06	0.3	4.7	..	..	Satisfactory	Moderately Satisfactory	75

# AVAILABLE IN THE GEF PORTAL

## Country factsheet page

- The country factsheet page is ready to be read from the GEF Portal and it can be downloaded or printed directly.





# GEF PORTAL An Overview



- **IT-based system to support three main areas of partnership work**
  - ✓ Project review process –submission, review and approval of proposed projects
  - ✓ Project implementation modules –info/reports during implementation
  - ✓ Project portfolio information more generally –it's all there and accessible (see next slide)
- **Multiple users - tailored to role**
  - ✓ Secretariat, Agencies, OFPs, STAP, IEO, Convention Secretariats, Council
  - ✓ Need to register – ITS here today




# WHAT YOU WILL SEE INSIDE

- Entry fields and review sheets aligned to programming strategy, policies, financing and operations
  - ✓ To help match project proposals to the agenda of the Partnership
  - ✓ Being *updated* for GEF-8 and *streamlined* as we speak
- Reservoir of information on project portfolio –with reports, finger-tip access
  - ✓ Drop down menus to access documents (PIFs, PFDs, PIRs, Review Sheets, etc.) and other information
  - ✓ Search feature with filters to enable access across the project portfolio
  - ✓ Reporting features to access and generate reports on updated information on all projects



# A LOOK INSIDE



# LANDING PAGE - OFPs

☰

🏠

📊

Az

📞

### Focal Point Projects

Go
Reset

Filters Applied:

📄 Download list in Excel

GEF ID	Project Name	Type	Country	Agency	Focal Area	Program Manager	Status	📄
11029	<a href="#">Global Biodiversity Framework Early Action Support (Asia Pacific 7)</a>	EA	Regional	UNDP	Biodiversity	Mark Zimsky	CEO Endorsement Cleared	📄
10921	<a href="#">Enhancing Political Will for Sustainable Protected Areas Financing</a>	MSP	Global	UNEP	Biodiversity	Hannah Fairbank	CEO Endorsement Pending	📄
10913	<a href="#">Protection of biodiversity and sustainable land-use in conservation landscapes in South Sulawesi, Gorontalo and East Nusa Tenggara</a>	FSP	Indonesia	UNEP	Multi Focal Area	Hannah Fairbank	Council Approved	📄

- Projects in own country, all PFDs, regional/ global projects in which country involved
- Project list includes hot-links to access underlying documents, a roadmap of project timeline, and other project-related information
- Search feature with filters to locate info

# DROP-DOWN MENUS

The screenshot displays the GEF Portal interface. A search and filter section is visible on the left, including fields for 'Enter Project Title or GEF ID', 'Country', 'Focal Area', 'Funding Source', and 'Enter Taxonomy'. Below these are filters for 'Under Implementation'. A table of projects is shown with columns for 'GEF ID', 'Project Name', 'Program Manager', and 'Status'. A 'Review' dropdown menu is open in the center, listing various document types for review. A 'Cancel' button is at the bottom of the menu. A 'Download list in Excel' link is visible on the right side of the page.

**Review**

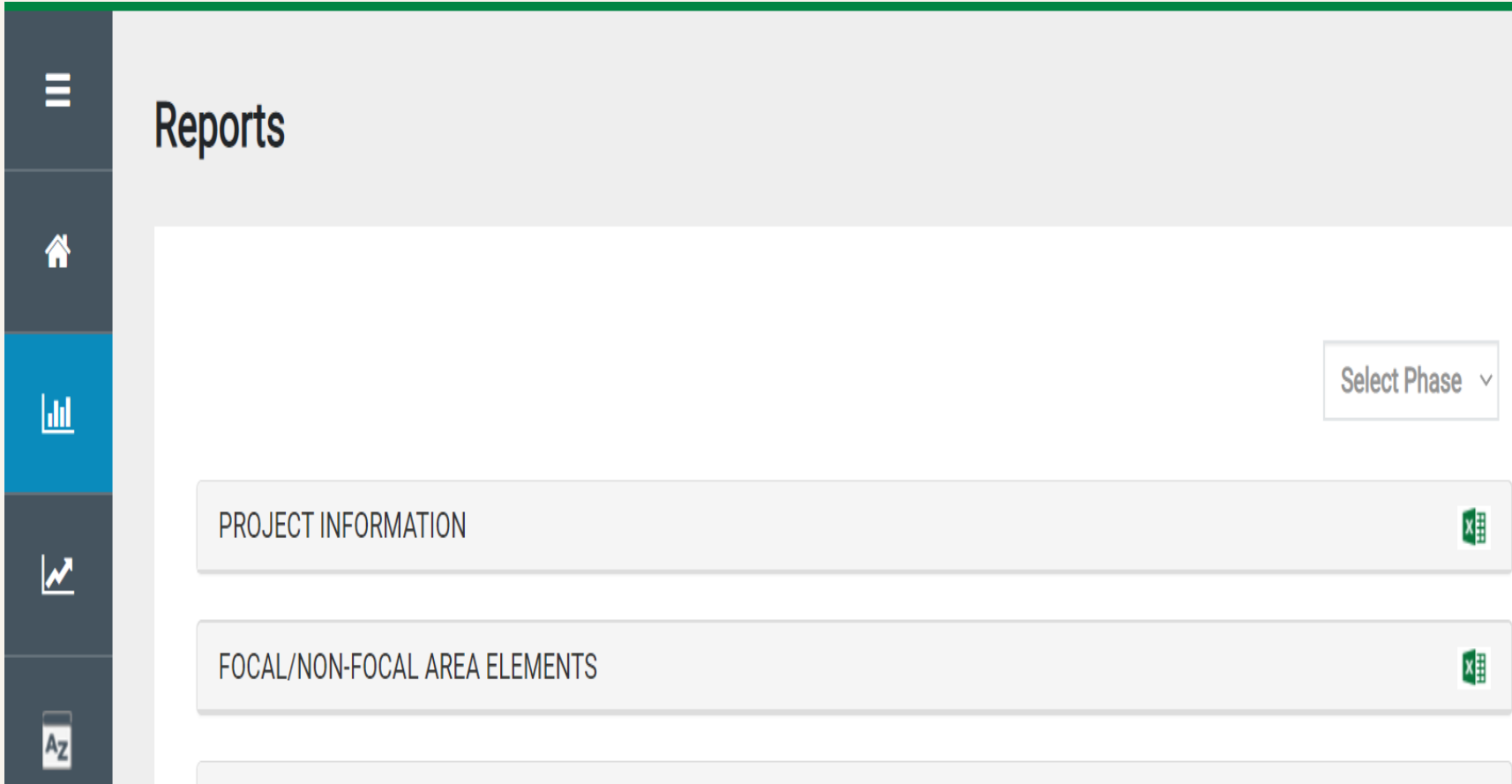
- PIF
- PIF Review Sheet
- CEO Endorsement
- CEO Endorsement Review Sheet
- PIF Review Comments
- CEO Endorsement Review Comments
- Roadmap & Documents
- Stakeholders' Comments
- 1<sup>st</sup> Disbursement
- View Implementation Reports
- Milestones
- Team

**Cancel**

GEF ID	Project Name	Program Manager	Status
9615	Enabling Activities to Review Update the National Implementation Plan for the Stockholm Convention on Persistent Organic Pollutants (POPs)	Masako Ogawa	Under Implementation
9613	Mainstreaming Biodiversity Conservation Criteria in Mexico Tourism Sector with Emphasis on Biodiversity-rich Coastal Ecosystems	Mark Zimsky	Under Implementation
9612	Realising Energy Savings and Climate Benefits of Implementing	Ming Yang	CEO Endorsement



# REPORTS FEATURE









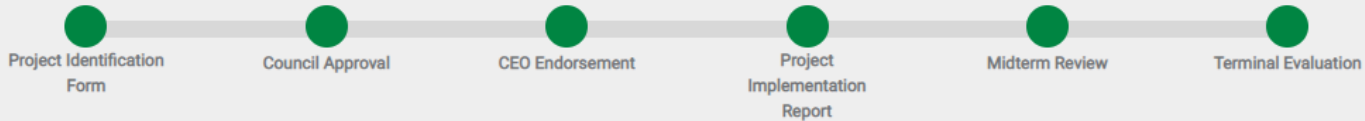
Data on all projects in GEF-6, GEF-7 and GEF-8, as well as on STAR utilization for GEF-7 and GEF-8



# IMPLEMENTATION REPORTS

## Conservation of Ecuadorian Amphibian Diversity and Sustainable Use of its Genetic Resources








  

  

  

  

  




### Implementation Report

**Project Title:**  
Conservation of Ecuadorian Amphibian Diversity and Sustainable Use of its Genetic Resources

**GEF ID:**  
5534

Implementation Type	Implementation Status	Report Date	Fiscal Year	View
PIR	2nd PIR	9/15/2018	FY 2018	
PIR	3rd PIR	2/13/2020	FY 2019	
MTR		6/30/2019	FY 2019	
PIR	4th PIR	9/15/2020	FY 2020	
PIR		3/5/2018	FY 2017	
TE		9/16/2021		

[« Previous](#)
1
[Next »](#)






## GEF Country Factsheet

☰ GEF\_Factsheet-Indonesia.pdf 1 / 18 58% + + + + + + +

☰ 📄 📊 📅 Az 📞



### COUNTRY FACTSHEET INDONESIA

Up to date as of December 02, 2022

#### Country Focal Points

Operational Focal Point	Political Focal Point
<b>Ms. Ibu Laksmi DHEWANTHI</b> Senior Advisor to the Minister on Industry and International Trade Ministry of Environment and Forestry	<b>Mr. Raden Wira Kartono</b> Counsellor-Economic Affairs The Embassy of Republic of Indonesia

#### GEF-8 Allocations and Commitments

Indonesia has utilized 0 percent of its STAR resources and has **\$103.6 million available for use** out of its \$103.6 million allocation. This utilization rate is lower than the average of GEF countries standing at 0.8 percent.

#### Utilization of STAR resources

Each dot represents the share of allocated STAR resources utilized by country.

Indonesia: 0%

Utilization of resources in \$m by focal area.

#### Additional GEF resources

The following presents commitments made under additional focal areas, set asides and GEF-managed trust funds. Financing amounts represent the full project financing.

Type (\$m)	Resources	Type (\$m)	Approved	Allocation
Chemicals and Waste	--	Least Developed Countries Fund (LDCF)	--	--
International Waters	--	Special Climate Change Fund (SCCF)	--	--
Impact Program Incentive	--			
Enabling Activity	--			

#### GEF-7 Portfolio Progress

- Accessing the Portal: <https://gefportal.worldbank.org>
- Help and Support
  - Wanderson Batista Roldao, [wbatistaroldao@worldbankgroup.org](mailto:wbatistaroldao@worldbankgroup.org)
  - Peter Lallas, [plallas@thegef.org](mailto:plallas@thegef.org)





**Questions?**



<b>BILATERAL with Countries</b>	<b>Group 1</b> Remy Michaëlle/Dou	<b>Group 2</b> Ibrahima, Verona	<b>Group 3</b> Pascal Susan
<b>9:30 – 10:15</b>	<b>Benin</b>	<b>Ghana</b>	<b>Liberia</b>
<b>10:15 – 11:00</b>	<b>Guinea</b>	<b>Cote d'Ivoire</b>	<b>Nigeria</b>
<b>11:00 – 11:45</b>	<b>Togo</b>	<b>Sierra Leone</b>	
<b>10:30 – 12:00</b>	<b>CSO session</b>		





# We are on Social Media | Follow and Tag the GEF

You can use these hashtags when posting about this event:

**#fortheplanet**

or

**#GEF8**

