



GEF/C.67/Inf.06
May 17, 2024

67th GEF Council Meeting
June 17 - 20, 2024
Washington, D.C

PROGRESS REPORT ON THE CAPACITY-BUILDING INITIATIVE FOR TRANSPARENCY

TABLE OF CONTENTS

Introduction	1
CBIT Trust Fund	1
CBIT Support under GEF-7	2
CBIT Support under GEF-8	2
Portfolio Overview	3
Agency Distribution	6
Regional Distribution.....	6
Coverage of CBIT Support to Non-Annex I Parties.....	7
Project Cycle Analysis.....	9
Project Priorities.....	10
Awareness Raising and Outreach.....	14
CBIT Outlook	15
Annex I: Background On The CBIT	17
Annex II: Description of CBIT projects approved since last progress report	18
Annex III: List of CBIT projects (as of March 31, 2024)	19

INTRODUCTION

1. The aim of this report is to provide an overview of the progress of the Global Environment Facility (GEF) in supporting the Capacity-building Initiative for Transparency (CBIT) establishment and operations. This report covers activities that have taken place between November 1, 2023, and March 31, 2024, since the last Progress Report was presented for the 66th GEF Council Meeting in February 2024.¹

2. The CBIT project portfolio as of March 31, 2024, provides support to a total of 96 projects in 88 countries – through 88 individual country projects, one regional project that covers four countries, and seven global projects. The total CBIT support amounts to \$159.7 million, including GEF Project Financing, Agency Fees, and Project Preparation Grants (PPGs). Of the 96 projects, 44 are supported with CBIT Trust Fund (CBIT TF) resources, and 52 are supported with GEF Trust Fund (GEF TF) set-aside resources.

CBIT TRUST FUND

3. The support for CBIT started with the establishment of the CBIT Trust Fund (TF), finalized in September 2016, following the Paris Agreement decision on the CBIT. At the twenty-second Conference of the Parties (COP 22) to the United Nations Framework Convention on Climate Change (UNFCCC), twelve donors issued a joint statement expressing their intention to support the CBIT TF with over \$50 million. The CBIT TF received the first donor contributions prior to COP 22, and the GEF Secretariat approved the first set of projects under the CBIT. Background information on CBIT can be found in Annex I.

4. Initially, the CBIT TF was established to accept contributions until June 30, 2018, at the end of the GEF-6 period. At its 54th meeting in June 2018, the GEF Council decided to extend the CBIT TF contribution date and project approval date to October 31, 2018, to accommodate additional voluntary financial contributions.²

5. As of June 30, 2020, the Trustee had received a total amount of \$61.6 million from fourteen donors: Australia, Belgium, Canada, Germany, Ireland, Italy, Japan, Netherlands, New Zealand, Norway, Sweden, Switzerland, the United Kingdom, and the United States. This amount represents the full pledged amount by all participating donors per their respective contribution agreements to the CBIT TF.

6. From late 2016 to October 2018, the GEF approved 44 CBIT projects using resources from the CBIT TF. Within two years of its establishment, the CBIT TF successfully programmed all available resources—amounting to \$58.3 million, or 94.6 percent of the total contributions. The amount includes GEF Project Financing, PPGs, PPG fees, and Agency Fees.

¹ GEF, 2024, Transparency Council Document GEF/C.66/Inf.14.

² GEF, 2018, [Joint Summary of the Chairs](#), 54th GEF Council.

7. Resources amounting to \$3.2 million were set aside to cover CBIT TF administrative costs until the trust fund's termination on April 30, 2025, eighteen months after the final Trustee commitment and cash transfer date of October 31, 2023.

CBIT SUPPORT UNDER GEF-7

8. The GEF-7 period extended from July 2018 to June 2022 and coincided with a key phase in the implementation of the Paris Agreement. The GEF-7 framework was structured to address the seminal COP decisions for the Paris Agreement, and to further support climate action in developing countries in line with the GEF's role as an operating entity of the Financial Mechanism for the UNFCCC. The GEF-7 Programming Directions included specific provisions for CBIT support through the climate change mitigation focal area.³ The CBIT support was in line with the "Establishment of a New Trust Fund for the Capacity-building Initiative for Transparency"⁴ document, which states that the CBIT efforts will be an integral part of the GEF's climate change support for GEF-7, financed by the GEF TF under regular replenishment. According to the agreed GEF-7 Resource Allocation Framework, \$55 million were notionally allocated to the CBIT.

9. By the end of GEF-7, on June 30, 2022, \$86.3 million had been programmed to support 44 CBIT projects. The GEF reallocated available set-aside resources from the related enabling activities envelope to continue to support CBIT project proposals in alignment with its programming directions while ensuring continued support to reporting obligations under the UNFCCC, including the new Biennial Transparency Reports (BTRs) under the Paris Agreement.

10. In general, all climate change projects are required to demonstrate alignment with national priorities included in national climate strategies and plans, such as Nationally Determined Contributions (NDCs), National Adaptation Programs of Action (NAPAs), National Adaptation Plans (NAPs), National Communications (NCs), Biennial Update Reports (BURs), and Technology Needs Assessments (TNAs).

CBIT SUPPORT UNDER GEF-8

11. The GEF-8 Climate Change strategy is structured to support climate action in developing countries in line with the GEF's role as an operating entity of the Financial Mechanism of the UNFCCC and responding to COP guidance. The GEF-8 period extends from July 1, 2022 to June 30, 2026. It is demarcated by the ambition mechanism of the Paris Agreement, the communication of Long-Term Strategies (LTs), the First Global Stocktake taking place in 2023, the deadline for submission of the first BTRs by December 2024, and the communication of the next round of NDCs during GEF-8's timeframe.

12. The GEF-8 Programming Directions include specific provisions for CBIT support through the Climate Change focal area. According to the agreed GEF-8 Resource Allocation Framework,

³ GEF, 2018, [Summary of the Negotiations of the Seventh Replenishment of the GEF Trust Fund](#), Council Document GEF/C.54/19/Rev.02.

⁴ GEF, 2016, [Establishment of a New Trust Fund for the Capacity Building Initiative for Transparency](#), Council Document GEF/C.50/05.

\$75 million have been notionally allocated to the CBIT – 36.4 percent higher than what was initially allocated for CBIT in GEF-7.⁵

PORTFOLIO OVERVIEW

13. During the reporting period, one national project and one global project received CEO approval or endorsement after submission and review of their project proposals. They refer to the first CBIT project for Chad and the second phase of the CBIT Global Forest (known as CBIT Forest II). Moreover, two additional projects were submitted during the reporting period, are under review, and are pending CEO approval. These include two national projects, namely the second CBIT project for Panama and Uganda.

14. The concept for Türkiye was also PIF approved during the reporting period. Additional details can be found in Annex II. No country submitted a concept during the reporting period for their PIF approval and no concept is currently under review. A complete listing of the CBIT portfolio is available in Annex III.

15. The CBIT Programming Directions stipulated that "proposals [would] be prioritized for those countries that are in most need of capacity-building assistance for transparency-related activities, in particular least developed countries (LDCs) and small island developing States (SIDS)."⁶ In line with the CBIT Programming Directions, 29 LDCs and 16 SIDS are being supported in their efforts to enhance transparency (three of these countries are both LDC and SIDS). CBIT continues prioritizing capacity-building support for transparency-related activities in the countries that most need it.

16. Figure 1 shows that the number of concepts approved (PIF or Council approved) per fiscal year (FY) has varied since the CBIT TF was established.⁷ Eleven concepts were approved by Council as FSPs or approved by the CEO as Medium-Sized Projects (MSPs) in FY 2017, and 30 concepts in FY 2018. Ten concepts were approved in FY 2019; thirteen concepts were approved in FY 2020; nine concepts were approved in FY 2021; 11 concepts were approved in FY 2022; one was approved in FY 2023. By March 31, 2024, two concepts have been approved in FY 2024.

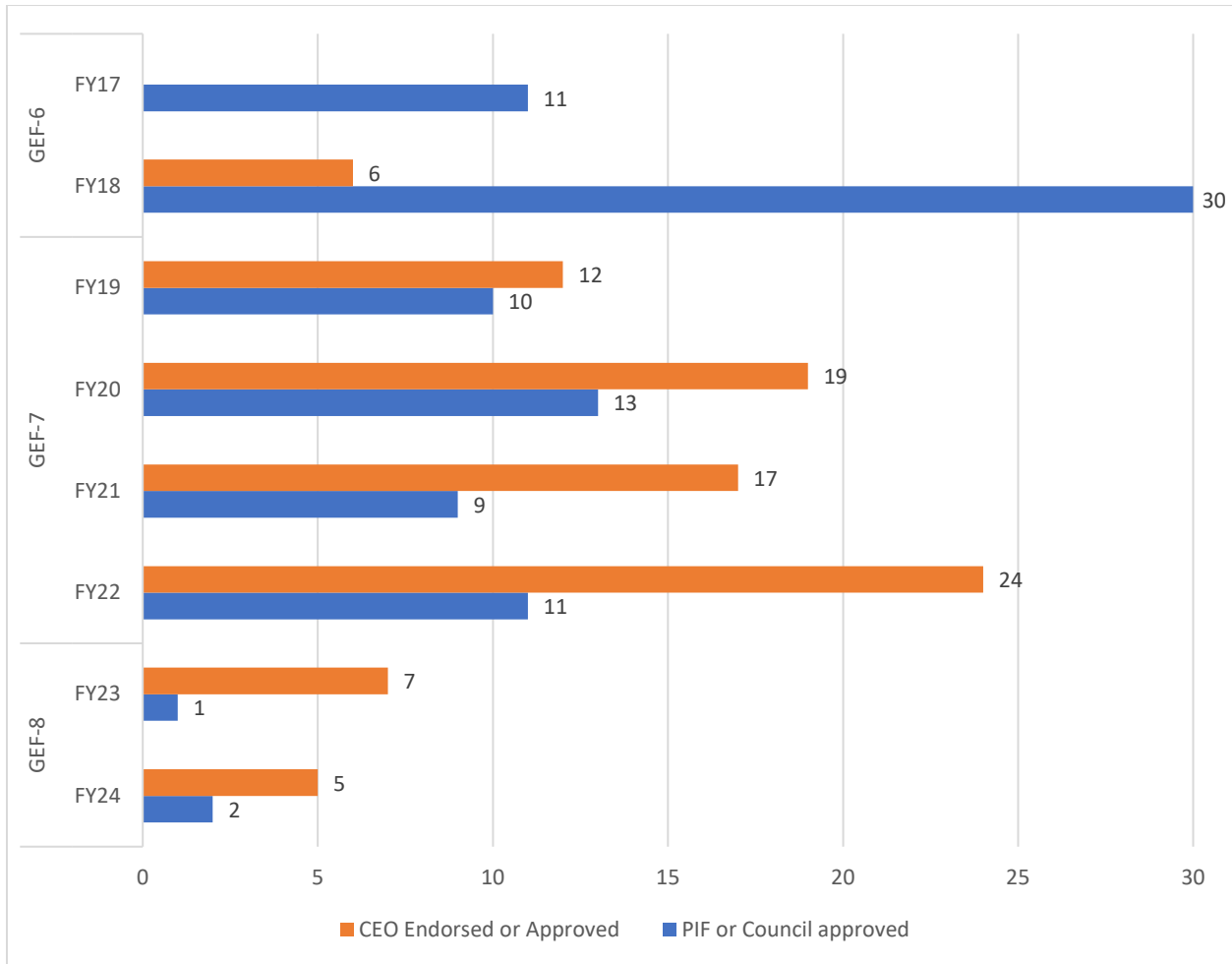
17. In terms of projects approved (CEO endorsed or approved) per fiscal year (FY): six projects were approved in FY 2018. Twelve projects were approved in FY 2019; 19 projects were approved in FY 2020; 17 projects were approved in FY 2021; 24 projects were approved in FY 2022; and seven projects were approved in FY 2023. By March 31, 2024, five projects have been approved in FY 2024. Of the projects in the portfolio, eight projects became part of the CBIT portfolio during GEF-8, 44 projects in GEF-7, and 44 projects in GEF-6.

⁵ GEF, 2022, [Summary of the Negotiations of the Eight Replenishment of the GEF Trust Fund](#), Council Document GEF/C.62/03.

⁶ GEF, 2016, [Programming Directions for the Capacity-Building Initiative for Transparency](#), Council Document GEF/C.50/06.

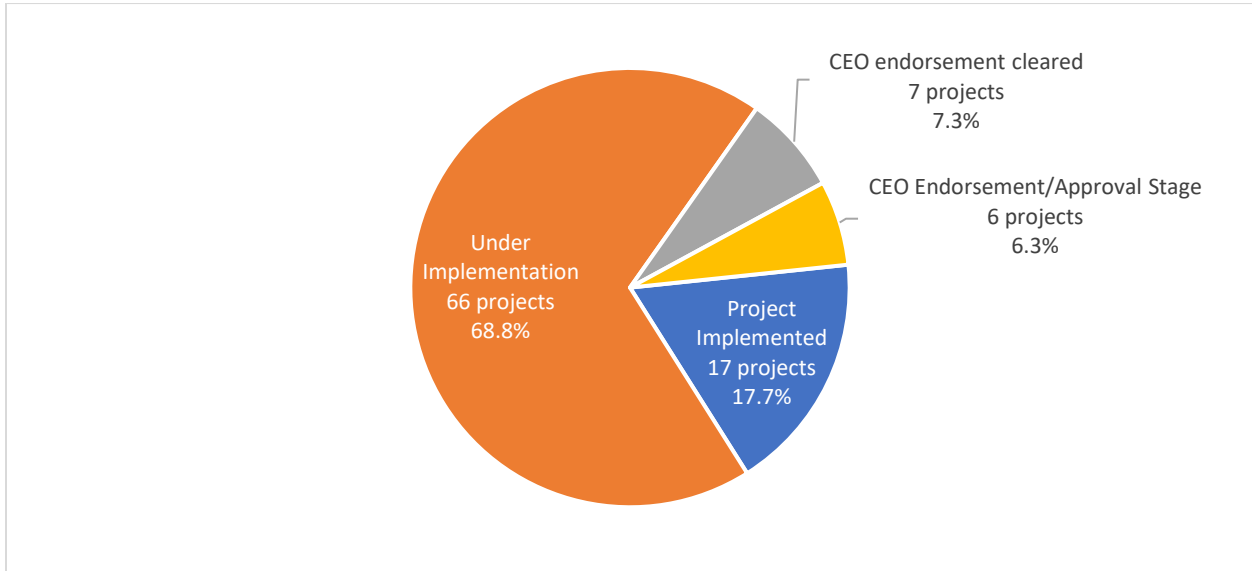
⁷ For the purposes of the GEF, fiscal year refers to the 12-month period ending on June 30 of the year referenced.

Figure 1: Status of CBIT Portfolio by Fiscal Year (FY 2017 to March 31, 2024)



18. Per Figure 2, out of 96 projects in the CBIT portfolio, 17 projects (17.7 percent of the portfolio) have completed implementation, 66 projects (68.8 percent) are under implementation, and seven projects (7.3 percent) have been CEO approved or endorsed and are yet to start implementation. Six projects (6.3 percent of the portfolio) have a cleared PIF or are pending the submission and review of their project proposals for approval or endorsement from the GEF CEO. No project has a PIF under review and is pending to be CEO approved. This indicates that the portfolio of first CBIT projects in countries and first global projects is maturing as most projects have completed the design and approval stages and have transitioned to the implementation phase and even finalized implementation.

Figure 2: Distribution of the CBIT portfolio by project status



19. As of March 31, 2024, 65 CBIT projects had submitted Project Implementation Reports (PIRs) and sixteen have completed implementation and submitted their Terminal Evaluations (TEs). Fifty-four projects submitted their PIR in FY23, and one project in FY24, as of March 31, 2024. According to the PIR of these projects, 83.3 percent had a Development Objective rating in the satisfactory range, with 55.6 percent of projects rated as "satisfactory". As for the Implementation Progress rating, 74.1 percent are rated in the satisfactory range, and 48.1 percent of projects are rated as "satisfactory".⁸

20. In total, these projects have made cumulative disbursements amounting to \$48.4 million out of a total of \$132.3 million of GEF Project Financing, or 36.6 percent.

21. One way to assess the efficiency of operations is the speed at which projects disburse GEF resources. For the CBIT portfolio, the average time from CEO approval or endorsement to first disbursement was 8.9 months for FY 2020, 15.0 months for FY 2021, and 10.4 months for FY 2022, 12.0 months for FY 2023, and 4.0 months for FY 2024.⁹

22. While these metrics provide an indication of the implementation progress of the CBIT portfolio, they must be considered within the nature of the CBIT portfolio, including its relatively small size, number of projects in early stages of implementation, and short project durations (an average of three years). Nevertheless, they provide a stocktaking exercise of implementation progress to date.

⁸ The rating options range between highly satisfactory, satisfactory, moderately satisfactory, moderately unsatisfactory, unsatisfactory, highly unsatisfactory, and unable to assess.

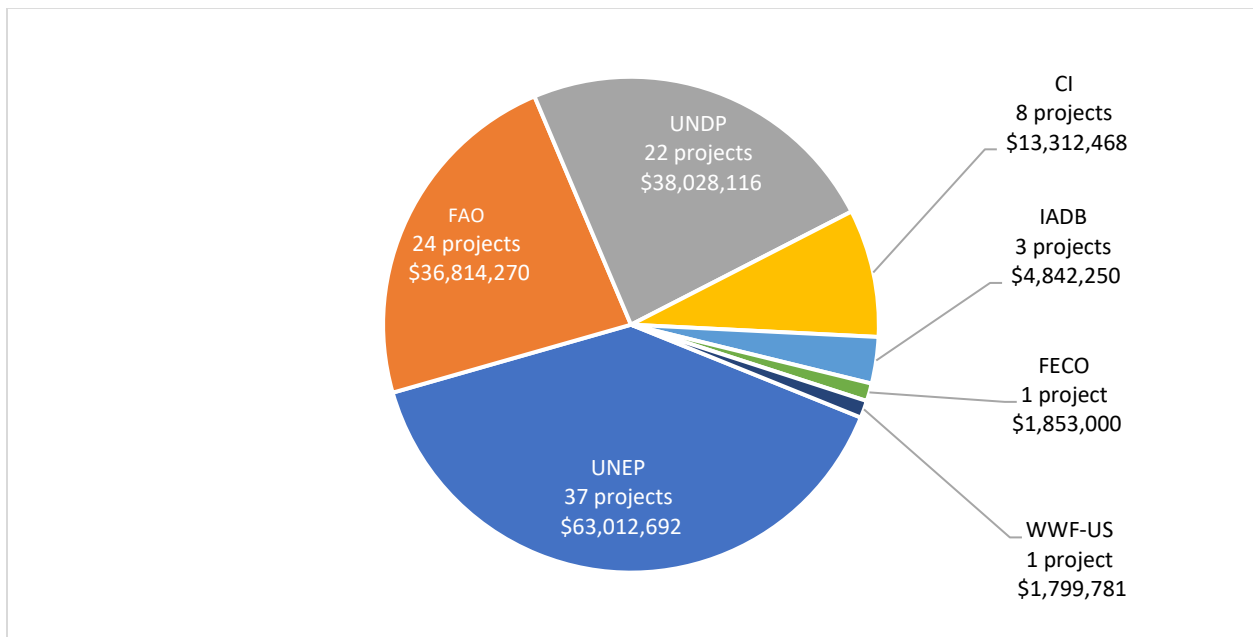
⁹ These numbers might slightly differ from previous reports because the calculation method was updated to include one-step MSPs that are part of the portfolio.

Agency Distribution

23. CBIT projects are implemented by seven out of the eighteen GEF Agencies. Out of the 96 projects in the CBIT portfolio as of March 31, 2024, the United Nations Environment Programme (UNEP) implements the largest share with 37 projects, followed by the Food and Agriculture Organization (FAO) with 24 projects, the United Nations Development Programme (UNDP) with 22 projects, , Conservation International (CI) with eight, the Inter-American Development Bank (IADB) with three, the Foreign Economic Cooperation Center Office, Ministry of Environmental Protection of China (FECO) with one project, and the World Wildlife Fund (WWF-US) with one project.

24. Figure 3 shows the distribution of approved CBIT projects per GEF implementing Agency by CBIT resources, including GEF Project Financing, PPGs, PPG fees and Agency Fees.

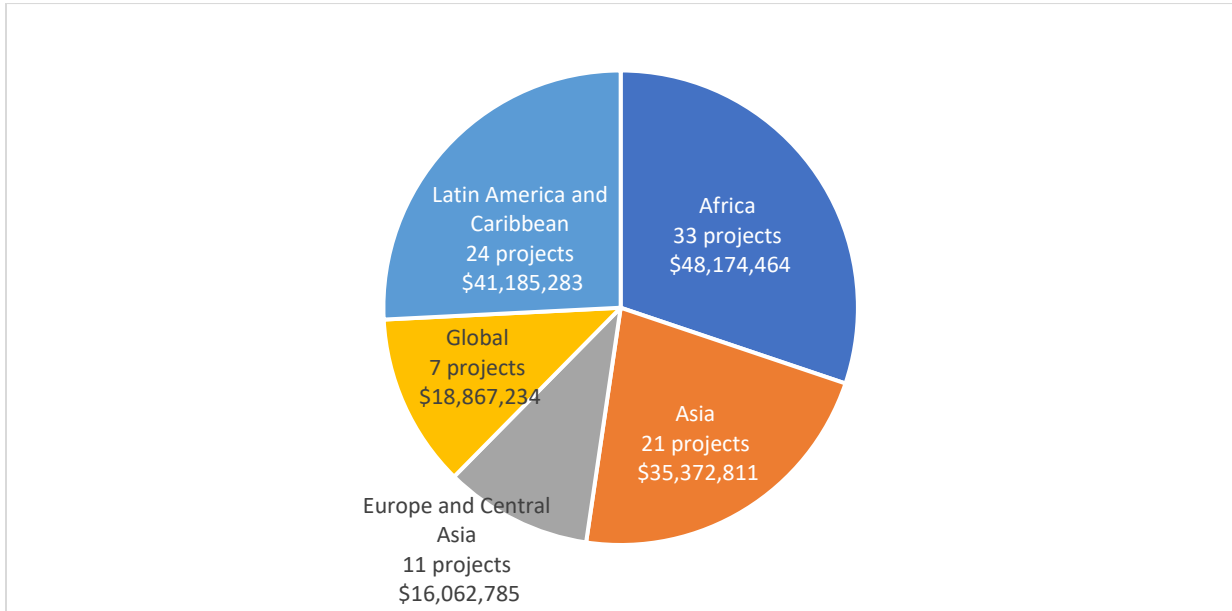
Figure 3: CBIT Projects by Agency (as of March 31, 2024)



Regional Distribution

25. Overall, the CBIT is supporting a regionally balanced portfolio. A breakdown of the portfolio by region is provided in Figure 4. The Africa region has 33 projects, with cumulative totals (including GEF Project Financing, PPG, PPG fees and Agency Fees) amounting to \$48.1 million, while the Latin America and Caribbean (LAC) region has 24 projects amounting to \$41.2 million. The Asia region has 21 projects (amounting to \$35.4 million) with the Europe and Central Asia (ECA) region following with 11 projects (amounting to \$16.1 million). Finally, there are seven CBIT projects with a global scope (\$18.9 million). The total portfolio amount to date, including GEF Project Financing, PPG, PPG fees and Agency Fees, for CBIT is \$159.7 million.

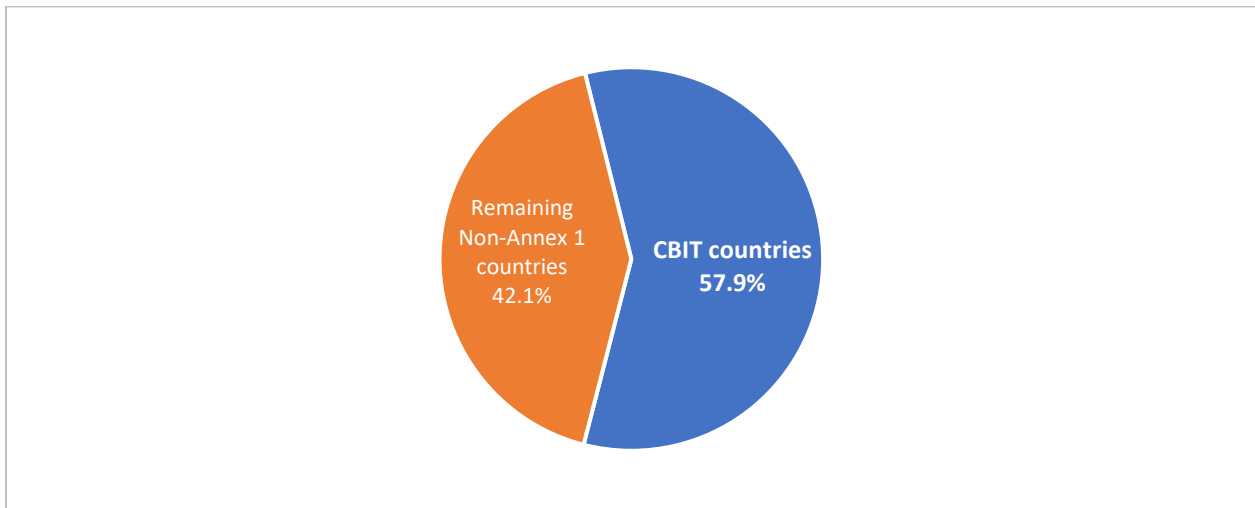
Figure 4: CBIT Projects by Region (as of March 31, 2024)



Coverage of CBIT Support to Non-Annex I Parties

26. Figure 5 highlights the proportion of Non-Annex I Parties supported by CBIT through national and regional projects. As of March 31, 2024, 88 countries out of 152 Non-Annex-I countries that have ratified the Paris Agreement, or 57.9 percent, have received CBIT support.

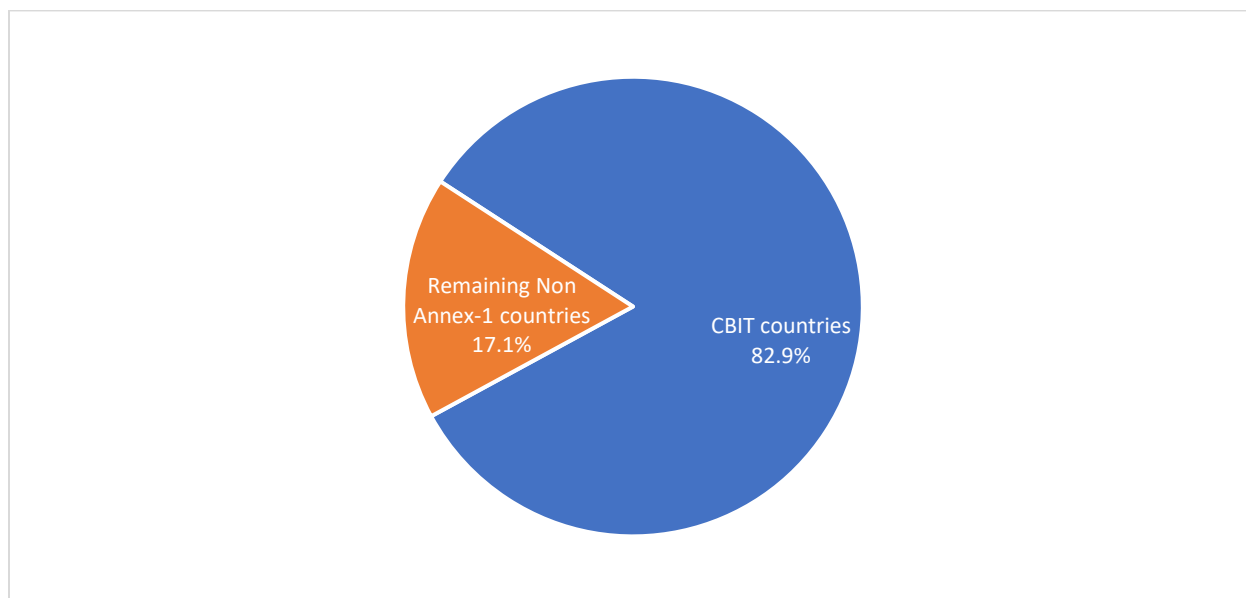
Figure 5: Share of Non-Annex I Parties Supported by CBIT Projects as of March 31, 2024



27. Total greenhouse gas (GHG) emissions from Non-Annex I Parties that have ratified the Paris Agreement amounted to approximately 29,166 million tonnes of carbon dioxide equivalent

(MtCO₂e) in 2020.¹⁰ The GHG emissions from the 88 countries that are part of the CBIT Portfolio (which includes China and India, the two largest emitters of the Non-Annex I countries) amount to 54.0 percent of global GHG emissions and 82.9 percent of total GHG emissions from Non-Annex I countries that have ratified the Paris Agreement, indicating significant coverage (Figure 6).¹¹

Figure 6: Percentage of Total Non-Annex I GHG Emissions supported by CBIT projects (2020) as of March 31, 2024



28. In addition to the 88 countries that are part of the CBIT portfolio, additional countries have been part of the CBIT through participation in capacity-building and other support through the global projects. The target for the CBIT as stated in the Programming Directions document is to support a minimum of 100 countries that have articulated their capacity needs and priorities for transparency.¹² Particularly, through the CBIT Global Support Programme (CBIT-GSP), a total of 136 countries in their respective ten transparency regional and linguistic networks have benefitted from project activities, including webinars, in-country support, and / or regional in-person workshops and exchanges. In this sense, the CBIT is supporting countries even with no active CBIT projects as a means to facilitate a space for exchange of lessons learnt and best practices around the requirements of the Enhanced Transparency Framework. Nevertheless, steady progress is being made towards achieving the 100-project target at the national and / or regional level of project intervention for the provision of focalized in-country support via the CBIT.

¹⁰ Using 2020 data from the World Resources Institute's (WRI) Climate Watch. World Resources Institute, Climate Watch, 2023. Available online at: <https://www.climatewatchdata.org/>

¹¹ WRI, Climate Watch, 2023. Available online at: <https://www.climatewatchdata.org/>

¹² GEF, 2016, [Programming Directions for the Capacity-Building Initiative for Transparency](#), Council document GEF/C.50/.06.

Project Cycle Analysis

29. The GEF Secretariat continues to monitor the timeliness of project review, approval, and preparation of the CBIT projects.

30. For all 96 CBIT projects, the average amount of time for the GEF Secretariat to complete the initial project review was approximately 16.9 working days. For MSPs, it takes almost 3.8 months on average between the first submission of the PIF and its approval, while for FSPs, on average, it takes 5.8 months for Council approval. This period represents the time necessary for countries and Agencies to review and incorporate the GEF Secretariat's feedback into the CBIT proposals, and to resubmit to the Secretariat or Council for final review and approval.

31. In previous reports, the GEF Secretariat provided an initial analysis of the impact of the pandemic on the CBIT portfolio. Below is an updated analysis of the project cycle of the CBIT portfolio as of March 31, 2024. As reported earlier, the COVID-19 pandemic has impacted the project cycle, which is reflected in the extensions for all GEF projects as well as force majeure extensions requested by individual projects.

32. Due to the COVID-19 pandemic, the GEF Secretariat informed GEF Council Members, Operational Focal Points, and Agencies on March 23, 2020, that there would be an extension of the Project Cancellation Policy for three months. This applied to MSPs approved after March 1, 2019. On July 1, 2020, the extension was increased to six months. On October 3, 2023, the GEF Secretariat notified agencies that the blanket approval of extension requests for GEF projects due to COVID-19 would end on December 31, 2023. However, if a country is still experiencing the impacts of COVID-19, extension requests will be considered on a case-by-case basis.

33. Forty-four MSP projects were approved before March 1, 2019, using the conventional Cancellation Policy (without extensions). For the MSPs (all of them two-step MSPs), project development took an average of 11.1 months (time between PIF approval and the submission of the CEO approval request) and 8.1 months between the submission of the CEO approval request and its approval by the GEF CEO.

34. There are 43 MSP projects that are subject to the amended COVID-19 Cancellation Policy (with extensions). As of March 31, 2024, 38 projects are two-step MSPs (36 of which have been CEO-approved), and five projects are one-step MSPs (all of which have been CEO-approved). Of the 36 two-step MSP projects that have been CEO-approved with the amended COVID-19 Cancellation Policy, 16 projects met the conventional deadline for CEO submission (eight months from PIF approval) and CEO approval (twelve months from PIF approval).

35. Fourteen projects invoked force majeure due to COVID for an extension on the CEO approval deadline, and thirteen projects requested an extension of the deadline for CEO submission. Eight of these projects overlapped between these two categories, i.e., requested both an extension of the deadline to submit the CEO approval request and an extension of the CEO approval deadline due to force majeure. Only one country (Chad) requested delayed submission during the reporting period.

36. For the 36 two-step MSP projects that were CEO-approved with the amended COVID-19 Cancellation Policy, project development took an average of 9.8 months (compared to 11.1 months before the COVID-19 pandemic) and 4.1 months between the submission of the CEO approval request and its approval by the GEF CEO (compared to 8.1 months during the COVID-19 pandemic). The remaining five one-step MSPs took 3.6 months, on average, between the submission of the CEO approval request and its approval by the GEF CEO.

37. Of the six MSPs currently under project development, the deadlines for all of them have not been reached, and as a result, it is not yet clear if these projects will face delays.

38. For FSPs, the average project cycle timeline and impact of the extensions provided are challenging to assess due to the small sample size.

39. Based on the analysis presented above, although the COVID-19 pandemic had an impact on the CBIT portfolio, the time for project preparation and CEO approval has been reduced over time.

Project Priorities

40. There is a diverse level of capacities among countries in the CBIT portfolio for transparency and measurement, reporting and verification (MRV) systems. This can be illustrated by the level of experience with existing reporting requirements under the Convention. Of the countries that CBIT is supporting, all have submitted at least one NC, and about 78.4 percent (69 countries) have submitted at least one Biennial Update Report (BUR). Moreover, 84.1 percent (74 countries) have requested support from the GEF to prepare their first BTR. However, only 29.5 percent (26 countries) have submitted four NCs or more, and 28.4 percent have submitted more than three BURs (25 countries). On adaptation, 42.0 percent (37 countries) have submitted a NAP.

41. In comparison to the overall portfolio, all LDCs and SIDS in the CBIT portfolio have submitted at least one NC (42 countries) and 73.8 percent of LDCs and SIDS (31 countries) have submitted three NCs or more. Also, 69.0 percent of LDCs and SIDS have submitted at least one BUR (29 countries), and 7.1 percent of LDCs and SIDS in the portfolio (three countries) have submitted two BURs or more. In terms of BTRs, 73.8 percent of all LDCs and SIDS in the portfolio (31 countries) have requested support from the GEF to prepare their first BTR. On adaptation, 45.2 percent of LDCs and SIDS in the portfolio (19 countries) have submitted a NAP and 76.2 percent of LDCs and SIDS (32 countries) have submitted NAPAs.

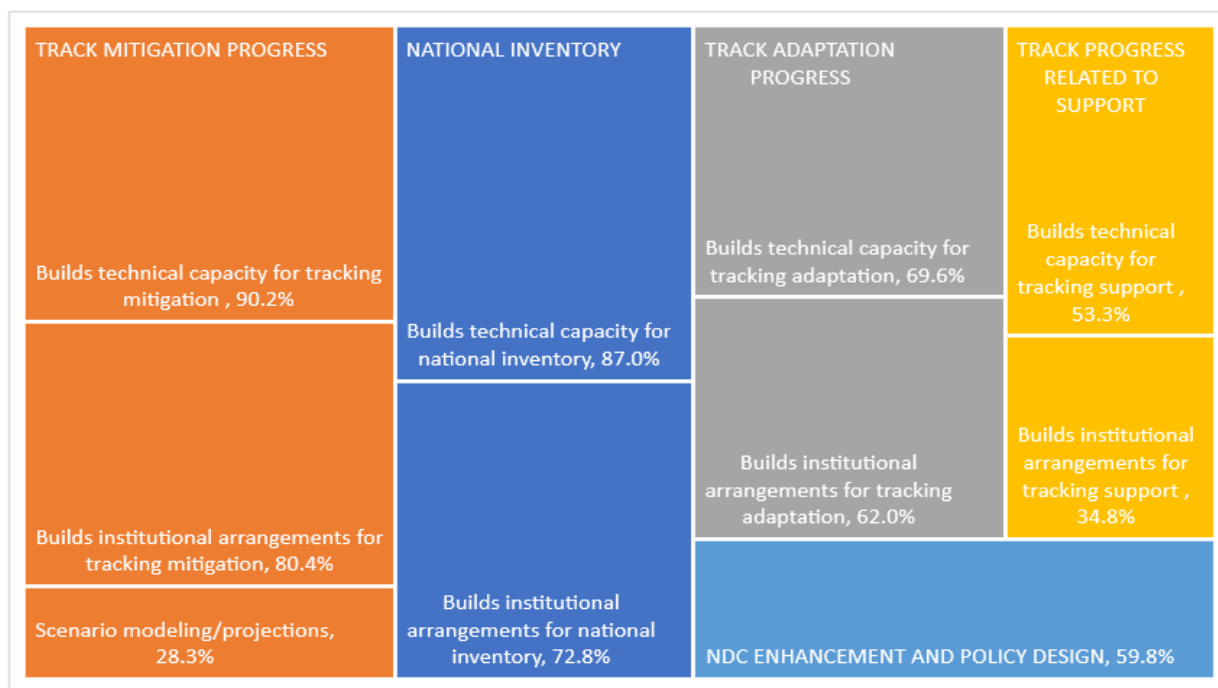
42. Overall, the approved CBIT project proposals continue to largely address the eligible programming activities set forth in the CBIT Programming Directions.¹³ To better understand the CBIT project portfolio, each project was categorized according to the areas of support prioritized. The area of support corresponds to the key elements of the enhanced transparency framework, including capacity building for national inventories, tracking mitigation progress, tracking

¹³ GEF, 2016, [Programming Directions for the Capacity-Building Initiative for Transparency](#), Council Document GEF/C.50/06.

adaptation progress, and tracking progress related to support needed and received and NDC enhancement and review.

43. Figure 7 illustrates the percentage of approved CBIT projects that included a particular type of activity in their proposal while also showing the overall proportion of project activity types as they relate to one another. The percentages in the figure represent a count of occurrences of type of activity across the portfolio and are not correlated to the amount of resources designated for specific activities. Since one project may have several of these individual categories, the percentages overlap and do not add up to 100 percent. In terms of their relationship with the preparation of BTRs, CBIT activities such as scenario modeling and projections, tracking adaptation progress, and NDC enhancement and policy design become even more relevant as they are additional to what developing country Parties were required to submit in their BURs.

Figure 7: CBIT Project Priorities per Type of Activity (as of March 31, 2024)



44. CBIT support is primarily being used by countries to develop the necessary institutional arrangements and build their technical capacity to track mitigation progress (80.4 and 90.2 percent of projects, respectively). Also, 28.3 percent of projects include developing projections or scenario modeling as a component. This is encouraging as it indicates that CBIT is assisting countries with some of the more advanced and complex aspects of the transparency requirements under Article 13 of the Paris Agreement.

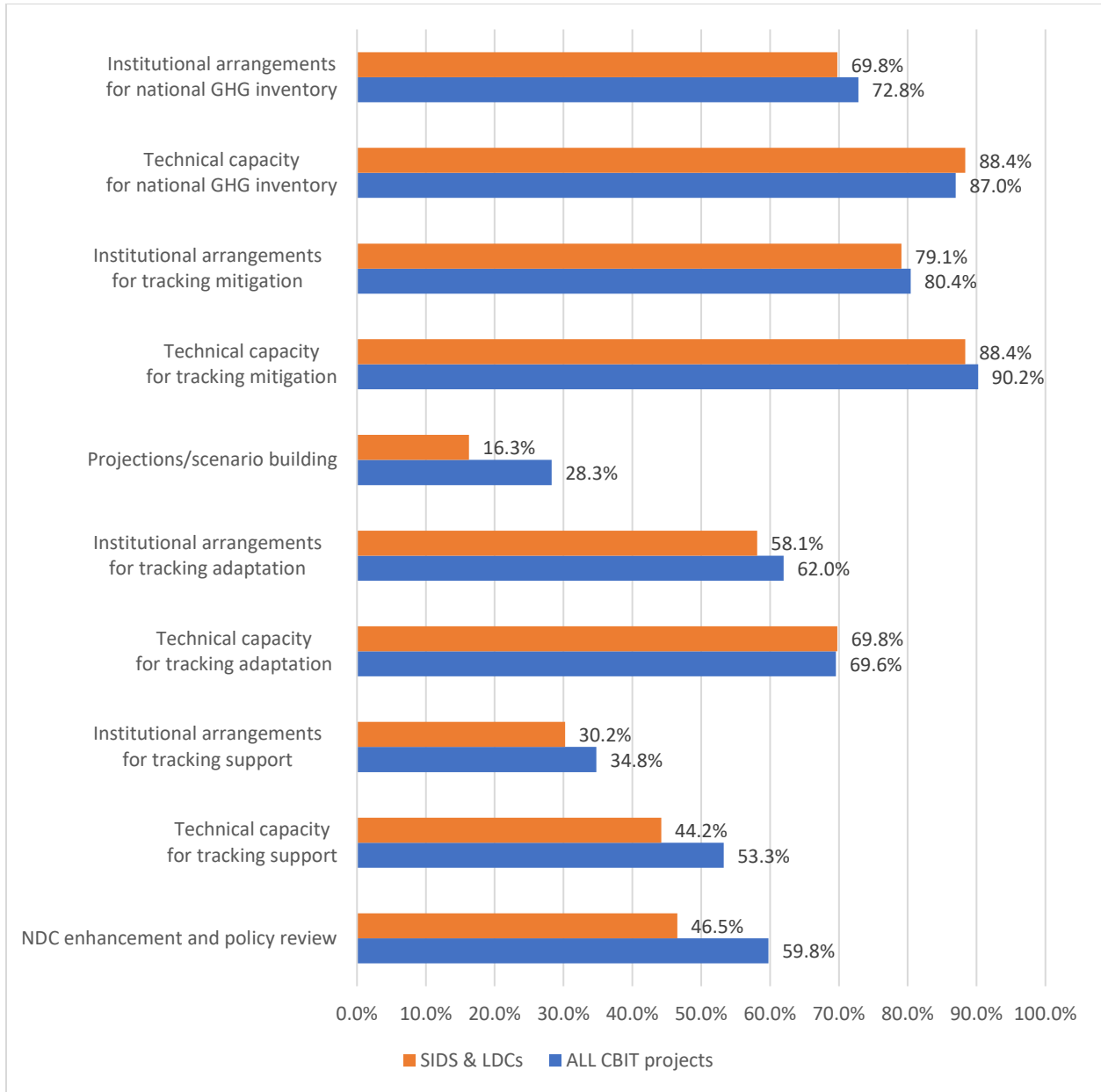
45. Since establishing national GHG inventories is a first step in meeting transparency requirements, a high percentage of countries (87.0 percent) have a strong component related to building technical capacities for the national inventory, and for building institutional

arrangements for them (72.8 percent). A significant number of projects also include a component for building capacities for tracking adaptation progress with 69.6 percent focused on building technical capacities and 62.0 percent for developing relevant institutional arrangements.

46. About 59.8 percent of country projects aim for NDC enhancement and policy review – an important aspect for longer-term impact of CBIT projects. Among individual country projects, 41.3 percent have included a set of specific activities for enhancing measurement and transparency of GHG emissions from the Agriculture, Forestry and Other Land Use (AFOLU) sector, reflecting the relative importance of this sector.

47. Compared to the full CBIT project portfolio, the projects by LDCs and SIDS tend to follow similar prioritization (Figure 8). Strong emphasis is placed on components related to building technical capacity for tracking mitigation progress (88.4 percent) and building technical capacity for the national inventory (88.4 percent). However, LDCs and SIDS tend to show less priority on projections and scenario modeling (16.3 percent compared to 28.3 percent for the overall portfolio). NDC enhancement and policy design is also lower for LDCs and SIDS as compared to the full project portfolio (46.5 percent compared to 59.8 percent for the overall portfolio). Finally, 41.9 percent of the LDC and SIDS projects have an AFOLU component, a similar emphasis compared with the overall project portfolio (41.3 percent).

Figure 8: LDC and SIDS CBIT Project Priorities per Type of Activity Compared to Overall Portfolio (as of March 31, 2024)



Awareness Raising and Outreach

48. The GEF continues to actively engage and coordinate with existing and emerging GHG transparency initiatives to help implement the CBIT, including the Initiative for Climate Action Transparency (ICAT), the Coalition on Paris Agreement Capacity Building, the Partnership on Transparency in the Paris Agreement (PATPA), the NDC Partnership, the Partnership to Strengthen Transparency for Co-Innovation (PaSTI), and other entities engaged in enhancing transparency.

49. In this sense, the GEF CEO and Secretariat staff engaged in various awareness-raising, outreach, and knowledge-sharing opportunities, including the following:

- (a) Launch of the CBIT Global Support Programme for the Eurasia Network, November 7, 2023, virtual event.¹⁴
- (b) CBIT Global Support Programme, Project Steering Committee Meeting, November 14, 2023, virtual event.
- (c) Launch of the CBIT Global Support Programme for the Lusophone Cluster, November 22, 2023, virtual event.¹⁵
- (d) COP28 GEF support event "Unlocking Enhanced GEF Support for Transparency: Streamlining funding processes and enhancing project implementation", December 5, 2023, Dubai, United Arab Emirates.¹⁶
- (e) COP 28 Paris Committee on Capacity-Building (PCCB) event "Fostering South-South Learning: The example from the multilateral collaboration between Cuba, Chile, and Panama under the Capacity-building Initiative for Transparency- Global Support Programme", South-South Capacities Day, December 8, 2023, Dubai, United Arab Emirates.¹⁷
- (f) BTOR UNFCCC Meeting: NDC 3.0 event "Preparing the next round of NDCs," March 4 and 5, 2024, Bonn, Germany.
- (g) Support ecosystem for next round of Nationally Determined Contributions (NDCs) for the Latin America region (March 26, 2024)¹⁸, Sub-Saharan Africa (March 27, 2024)¹⁹, and the Caribbean (March 28, 2024)²⁰, virtual events.

¹⁴ <https://climate-transparency-platform.org/events/initiating-capacity-building-initiative-transparency-global-support-programme-eurasia-region>

¹⁵ <https://climate-transparency-platform.org/events/apresentacao-da-plataforma-de-transparencia-climatica-do-nucleo-lusofono>

¹⁶ <https://unfccc.int/event/unlocking-enhanced-gef-support-for-transparency-streamlining-funding-processes-and-enhancing-project>

¹⁷ <https://unfccc.int/event/fostering-south-south-learning-the-example-from-the-multilateral-collaboration-between-cuba-chile>

¹⁸ <https://unfccc.int/event/support-ecosystem-for-next-round-of-ndcs-in-latin-america>

¹⁹ <https://unfccc.int/documents/637405>

²⁰ <https://unfccc.int/documents/637399>

50. Beyond COP 28 engagement, awareness-raising and outreach activities have continued through various channels, including the following:

51. The GEF's Transparency website continues to be regularly updated, including relevant links to approved project documents.²¹

52. The CBIT-GSP has supported the positioning of the Climate Transparency Platform as the one-stop shop for countries to collaboratively address the challenges posed by the Enhanced Transparency Framework of the Paris Agreement. With ten active networks covering all developing country regions, South-South Cooperation in over six languages and in several thematic areas has taken place with the engagement of developing countries that have ratified the Paris Agreement, including those with no CBIT projects.

53. Opportunities for consultations among partners play an increasingly important role as implementation experiences and lessons learned become available. The GEF is committed to discussing ongoing and planned activities and sharing experiences with partners through available means, including virtual meetings, particularly to enhance the coordination of activities at the country and regional levels.

CBIT OUTLOOK

54. After more than seven years of operations, the CBIT is steadily increasing its coverage of countries receiving support: it is now supporting 57.9 percent of Non-Annex I countries that have ratified the Paris Agreement, representing over 82.9 percent of Non-Annex I of their GHG emissions. The network of CBIT countries includes a representative proportion of LDCs and SIDS, as well as key economies in each region with significant emission profiles.

55. The vast majority of CBIT projects supported by the CBIT Trust Fund have already reached the implementation phase during FY 2024. Therefore, the GEF Secretariat plans to enhance its monitoring and review functions in collaboration with the GEF Agencies. Regular reporting on the CBIT progress and results to the GEF Council, UNFCCC bodies, as well as coordination with partners will continue, with additional focus on implementation progress.

56. 2024 is a milestone year for CBIT and transparency. As the December 2024 deadline for the first BTRs under the Paris Agreement approaches, there is growing attention to CBIT's role and contributions to help build human and institutional and capacities in developing countries to achieve enhanced transparency to comply with the more stringent reporting requirements set forth by the BTRs. There is also growing attention on reporting progress made in implementing and achieving goals of NDCs under Article 4, which are to be revised by early 2025, as well Climate change impacts and adaptation under Article 7 of the Paris Agreement.

²¹ The website can be accessed from: <https://www.thegef.org/what-we-do/topics/transparency>

57. Finally, the GEF will further clarify the complementary role of the CBIT and the GEF support for the preparation of BTRs, to help inform GEF-8 support opportunities and to share lessons learned with countries and Agencies.

58. During this reporting period, planning efforts intensified for the Global Transparency Forum, a continuation of the previous CBIT Global Annual Meetings. The Climate Transparency Forum will take place on May 21 and 22, 2024 in Tokyo, Japan and is organized by the CBIT-GSP, hosted by the Government of Japan. In this critical year for climate transparency, the Forum will focus on BTR preparation and NDC enhancement with a view to raise climate ambition.

59. It is important to note that all developing countries that have ratified the Paris Agreement are eligible to benefit from CBIT funding, and such support is provided from the set-aside resources, outside the GEF's STAR allocation. In addition, countries that have finalized the implementation of their first CBIT project can access funding for a second phase of CBIT support under GEF-8. The GEF is committed to continue supporting the implementation of the ETF, and further enhance partnership with complementary initiatives to help increase climate ambition through transparency.

ANNEX I: BACKGROUND ON THE CBIT

1. The Paris Agreement was adopted at the Twenty-First Conference of the Parties (COP) to the United Nations Framework Convention on Climate Change (UNFCCC) in December 2015. Paragraph 84 of the COP decision adopting the Paris Agreement decided to establish "a Capacity-building Initiative for Transparency in order to build institutional and technical capacity, both pre- and post-2020" that "will support developing country Parties, upon request, in meeting enhanced transparency requirements as defined in Article 13 of the Agreement in a timely manner."²²
2. Paragraph 86 of the COP decision urged and requested the Global Environment Facility (GEF) to make arrangements to support the establishment and operation of the Capacity-building Initiative for Transparency (CBIT), including through voluntary contributions to support developing countries during GEF-6 and future replenishment cycles.

²² UNFCCC, 2015, Decision 1/CP.21

ANNEX II: DESCRIPTION OF CBIT PROJECTS APPROVED SINCE LAST PROGRESS REPORT

1. Two new projects have been approved in the reporting period (between November 1st, 2023, and March 31, 2024). These comprise Chad (CBIT 1), and the second phase of the global CBIT Forest project (CBIT 2). This section provides a brief overview of each of these projects.

2. **CBIT Chad 1.0.** *Strengthening the Capacity of Institutions in Chad to comply with the Transparency Requirements of the Paris Agreement* (GEF ID: 10644); Agency: UNDP; GEF Project Grant: \$ 1,045,000; Co-financing: \$ 350,000.00. The project's objective is to strengthen Chad's capacity to collect and process climate change data into useful information for policymaking and reporting to the United Nations Framework Convention on Climate Change (UNFCCC). The project will formulate formal institutional agreements and an official document establishing the gender sensitive inter-ministerial coordination mechanism to enhance and operationalize the National Transparency Framework of the country to ensure its sustainability. Technical capacity will be built via the provision of training and tools to key stakeholders, including at least 30% of women, to prepare and submit transparent, consistent, comparable, complete, and accurate greenhouse gas (GHG) inventories and to track Nationally Determined Contributions (which include both Mitigation/Adaptation) and support needed and received.

3. **CBIT Global Forest 2.0** *Building global capacity to increase transparency in the forest sector (CBIT-Forest): accelerating capacity-building, knowledge sharing and awareness raising* (GEF ID: 11308); Agency: FAO; GEF Project Grant: \$ 2,000,000; Co-financing: \$ 5,176,416. The project will build on the experience and results from the first CBIT- Global Forest project (GEF ID 10071; implemented between 2020 and 2022) focusing on developing capacities to work towards open and transparent data through innovative global composite learning programs; sharing knowledge surrounding forests and transparency; and cementing networks regionally and with new partners such as academia to ensure sustainability and transparency of forest reporting. National and global actors will have access to the best possible forest-related data, which will allow countries to report the latest information they have at any point in time. The project aims to support 1000 individuals, 20 national governments directly, and more broadly, 236 countries and territories that are part of the beneficiaries of the Global Forest Resources Assessment (FRA) National Correspondent Network.

ANNEX III: LIST OF CBIT PROJECTS (AS OF MARCH 31, 2024)

GEF ID	Agency	Country	Title	Project Status	GEF Phase	Fund	PIF Approved	CEO endorsement	Total GEF amount	Co-financing
9652	UNEP	Costa Rica	Costa Rica's Integrated Reporting and Transparency System	Under Implementation	GEF - 6	CBIT	CBIT1	11/4/2016	1/2/2018	\$1,090,000
9673	UNEP	South Africa	Capacity Building Programme to Implement South Africa's Climate National System	Under Implementation	GEF - 6	CBIT	CBIT1	11/4/2016	10/22/2018	\$1,237,350
9674	CI	Kenya	Strengthening National Capacity in Kenya to Meet the Transparency Requirements of the Paris Agreement and Sharing Best Practices in the East Africa Region	Project Implemented	GEF - 6	CBIT	CBIT1	11/9/2016	12/19/2017	\$1,144,500
9675	UNEP	Global	CBIT Global Coordination Platform	Project Implemented	GEF - 6	CBIT	CBIT1	11/4/2016	8/2/2017	\$1,095,000
9739	UNDP	Uruguay	Building Institutional and Technical Capacities to Enhance Transparency in the Framework of the Paris Agreement	Project Implemented	GEF - 6	CBIT	CBIT1	3/6/2017	2/15/2018	\$1,231,875
9814	CI	Uganda	Strengthening the Capacity of Institutions in Uganda to Comply with the Transparency Requirements of the Paris Agreement	Project Implemented	GEF - 6	CBIT	CBIT1	5/9/2017	5/21/2018	\$1,253,500
9820	UNEP	Ghana	Strengthening Ghana's National Capacity for Transparency and Ambitious Climate Reporting	Project Implemented	GEF - 6	CBIT	CBIT1	5/15/2017	11/19/2018	\$1,237,350
9828	UNDP	Cote d'Ivoire	Strengthening the Transparency System for Enhanced Climate Action in Côte d'Ivoire	Project Implemented	GEF - 6	CBIT	CBIT1	10/26/2017	4/3/2019	\$1,303,050
9833	FAO	Papua New Guinea	Strengthening capacity in the agriculture and land-use sectors for enhanced transparency in implementation and monitoring of Nationally Determined Contributions (NDCs) under the Paris Agreement in Papua New Guinea	Project Implemented	GEF - 6	CBIT	CBIT1	6/12/2017	10/28/2018	\$1,000,000
9834	FAO	Mongolia	Strengthening Capacity in the Agricultural and Land-use Sectors for Enhanced Transparency in Implementation and Monitoring of Mongolia's Nationally Determined Contribution (NDC)	Project Implemented	GEF - 6	CBIT	CBIT1	6/1/2017	11/25/2018	\$1,000,000
9835	UNEP	Chile	Strengthening Chile's Nationally Determined Contribution (NDC) Transparency Framework	Project Implemented	GEF - 6	CBIT	CBIT1	6/1/2017	3/14/2018	\$1,381,890
9837	FAO	Cambodia	Strengthening Capacity in the Agriculture and Land-use Sectors for Enhanced Transparency in Implementation and Monitoring of Cambodia's Nationally Determined Contribution (NDC)	Project Implemented	GEF - 6	CBIT	CBIT1	6/1/2017	10/28/2018	\$1,000,000
9849	UNEP	Antigua and Barbuda	Capacity Building for Improved Transparency on Climate Actions through an Environment Registry in Antigua & Barbuda	Under Implementation	GEF - 6	CBIT	CBIT1	4/9/2018	7/19/2019	\$1,149,750
9864	FAO	Global	Global Capacity-building Towards Enhanced Transparency in the AFOLU Sector (CBIT-AFOLU)	Project Implemented	GEF - 6	CBIT	CBIT1	8/15/2017	10/22/2018	\$2,000,000
9869	UNEP	Dominican Republic	Strengthening the Capacity of the Dominican Republic to Generate Climate Information and Knowledge in the Framework of the Paris Agreement	Under Implementation	GEF - 6	CBIT	CBIT1	6/6/2018	3/28/2020	\$1,237,350

GEF ID	Agency	Country	Title	Project Status	GEF Phase	Fund	PIF Approved	CEO endorsement	Total GEF amount	Co-financing
9872	UNEP	Peru	Capacity Building for Peru's Transparency System for Climate Change Mitigation and Adaptation	Under Implementation	GEF - 6	CBIT	CBIT1	9/25/2017	3/19/2019	\$1,367,655
9923	CI	Liberia	Building and Strengthening Liberia's National Capacity to Implement the Transparency Elements of the Paris Climate Agreement	Project Implemented	GEF - 6	CBIT	CBIT1	11/16/2017	10/28/2018	\$1,520,000
9925	UNDP	Lebanon	Establishing Lebanon's Transparency Framework	CEO endorsement cleared	GEF - 6	CBIT	CBIT1	11/1/2017	8/8/2022	\$1,084,050
9942	UNEP	Honduras	Support in the Design and Implementation of the Integrated Monitoring System of Climate Change for Honduras	Under Implementation	GEF - 6	CBIT	CBIT1	6/5/2018	9/9/2020	\$1,171,650
9948	CI	Madagascar	Building and Strengthening Madagascar's National Capacity to Implement the Transparency Elements of the Paris Agreement	Under Implementation	GEF - 6	CBIT	CBIT1	3/28/2018	6/24/2019	\$1,520,000
9955	UNEP	Argentina	Strengthening Argentina's Transparency Framework on GHG Inventories and Mitigation	Under Implementation	GEF - 6	CBIT	CBIT1	1/16/2018	7/19/2019	\$2,244,531
9966	UNDP	Bosnia-Herzegovina	Integrated Reporting and Transparency System	Under Implementation	GEF - 6	CBIT	CBIT1	5/25/2018	7/6/2020	\$1,335,900
9967	UNDP	Ethiopia	Capacity-building Program to Comply with the Paris Agreement and Implement its Transparency Requirements at the National Level	Under Implementation	GEF - 6	CBIT	CBIT1	3/28/2018	8/6/2019	\$1,331,520
9970	FAO	Cuba	Enhancing Cuba's Institutional and Technical Capacities in the Agriculture and Land-use Sectors for Enhanced Transparency under the Paris Agreement	Under Implementation	GEF - 6	CBIT	CBIT1	6/8/2018	8/21/2020	\$1,000,000
9986	FAO	Bangladesh	Strengthening Capacity for Monitoring Environmental Emissions under the Paris Agreement in Bangladesh	Under Implementation	GEF - 6	CBIT	CBIT1	5/31/2018	8/6/2019	\$1,000,000
9997	CI	Rwanda	Strengthening the Capacity of Institutions in Rwanda to Implement the Transparency Requirements of the Paris Agreement	Under Implementation	GEF - 6	CBIT	CBIT1	3/28/2018	8/7/2019	\$1,144,500
10002	UNEP	Eswatini	Capacity Building for Enhanced Transparency in Climate Change Monitoring, Reporting and Verification	Under Implementation	GEF - 6	CBIT	CBIT1	3/28/2018	8/2/2019	\$1,133,325
10004	UNDP	Morocco	Developing an Integrated Transparency Framework for NDC Planning and Monitoring	Under Implementation	GEF - 6	CBIT	CBIT1	6/6/2018	6/8/2020	\$1,675,350
10014	IADB	Jamaica	Strengthening Jamaica's Capacity to Meet Transparency Requirements under the Paris Agreement	Under Implementation	GEF - 6	CBIT	CBIT1	5/21/2018	10/22/2019	\$1,423,500
10021	UNDP	Montenegro	Strengthening Nationally Determined Contribution (NDC) and Adaptation Activities Transparency Framework	Under Implementation	GEF - 6	CBIT	CBIT1	5/18/2018	6/10/2021	\$1,204,500
10023	UNEP	Panama	Development of the National Framework for Climate Transparency of Panama	Project Implemented	GEF - 6	CBIT	CBIT1	6/5/2018	6/8/2020	\$985,500
10025	UNEP	Burkina Faso	Capacity Building for Burkina Faso's Transparency System for Climate Change Mitigation and Adaptation	Under Implementation	GEF - 6	CBIT	CBIT1	6/5/2018	8/2/2019	\$1,346,850

GEF ID	Agency	Country	Title	Project Status	GEF Phase	Fund	PIF Approved	CEO endorsement	Total GEF amount	Co-financing
10026	UNEP	Togo	Togo Climate Transparency Framework	Under Implementation	GEF - 6	CBIT	CBIT1	6/6/2018	3/28/2020	\$1,160,992
10027	UNEP	Sierra Leone	Building and Strengthening Sierra Leone's National Capacity to Implement the Transparency Elements of the Paris Agreement	Under Implementation	GEF - 6	CBIT	CBIT1	6/8/2018	1/8/2020	\$1,526,972
10028	UNEP	Georgia	Integrated Transparency Framework for Implementation of the Paris Agreement	Under Implementation	GEF - 6	CBIT	CBIT1	6/6/2018	8/2/2019	\$1,127,850
10029	UNDP	Serbia	Establishing Transparency Framework for the Republic of Serbia	Project Implemented	GEF - 6	CBIT	CBIT1	5/18/2018	1/10/2019	\$1,204,500
10031	IADB	Mexico	Transparency under the Paris Agreement: National and Subnational Contribution and Tracking towards Mexico's NDC	Under Implementation	GEF - 6	CBIT	CBIT1	6/6/2018	12/2/2020	\$2,050,000
10039	UNEP	Lao PDR	Strengthening Lao PDR's institutional capacity to comply with the Enhanced Transparency Framework under the Paris Agreement	Under Implementation	GEF - 6	CBIT	CBIT1	6/5/2018	7/24/2019	\$1,357,800
10040	FAO	Sri Lanka	Enhancing and Bridging Knowledge Gaps in Sri Lanka's NDC Implementation of AFOLU Sector for Enhanced Transparency Framework (ETF)	Under Implementation	GEF - 6	CBIT	CBIT1	5/25/2018	12/21/2020	\$1,000,000
10042	UNDP	North Macedonia	Strengthening Institutional and Technical Macedonian Capacities to Enhance Transparency in the Framework of the Paris Agreement	Project Implemented	GEF - 6	CBIT	CBIT1	6/5/2018	2/28/2019	\$1,445,400
10043	UNEP	Azerbaijan	Capacity Building for Azerbaijan to Meet the Requirements of Enhanced Transparency Framework of the Paris Agreement	Under Implementation	GEF - 6	CBIT	CBIT1	6/8/2018	2/3/2020	\$1,470,585
10071	FAO	Global	Building global capacity to increase transparency in the forest sector (CBIT-Forest)	Project Implemented	GEF - 7	CBIT	CBIT1	10/23/2018	10/22/2019	\$1,901,270
10088	UNEP	Global	Global Capacity Building Initiative for Transparency (CBIT) Platform Phase II B: Unified Support Platform and Program for Article 13 of the Paris Agreement	Under Implementation	GEF - 7	GET	CBIT1	12/12/2019	12/18/2021	\$7,246,214
10093	CI	Comoros	Regional capacity building of COMESA member states in Eastern and Southern Africa for enhanced transparency in Climate Change Monitoring, Reporting and Verification as defined in the Paris Agreement.	Under Implementation	GEF - 7	GET	CBIT1	5/14/2019	6/8/2021	\$946,742
10093	CI	Eritrea	Regional capacity building of COMESA member states in Eastern and Southern Africa for enhanced transparency in Climate Change Monitoring, Reporting and Verification as defined in the Paris Agreement.	Under Implementation	GEF - 7	GET	CBIT1	5/14/2019	6/8/2021	\$946,742
10093	CI	Seychelles	Regional capacity building of COMESA member states in Eastern and Southern Africa for enhanced transparency in Climate Change Monitoring, Reporting and Verification as defined in the Paris Agreement.	Under Implementation	GEF - 7	GET	CBIT1	5/14/2019	6/8/2021	\$946,742
10093	CI	Zambia	Regional capacity building of COMESA member states in Eastern and Southern Africa for enhanced transparency in Climate Change Monitoring, Reporting and Verification as defined in the Paris Agreement.	Under Implementation	GEF - 7	GET	CBIT1	5/14/2019	6/8/2021	\$946,742

GEF ID	Agency	Country	Title	Project Status	GEF Phase	Fund	PIF Approved	CEO endorsement	Total GEF amount	Co-financing
10118	FAO	Nicaragua	Strengthen institutional and technical capacities in the agricultural and forestry sectors of Nicaragua to respond to the requirements of the enhanced transparency framework under the Paris Agreement	Under Implementation	GEF - 7	CBIT	CBIT1	10/30/2018	7/10/2020	\$1,000,000
10120	FAO	Equatorial Guinea	Enhancing Equatorial Guinea's institutional and technical capacity in the agriculture, forestry and other land-use sector for enhanced transparency under the Paris Agreement	Under Implementation	GEF - 7	GET	CBIT1	6/27/2019	5/19/2020	\$1,000,000
10121	UNDP	Colombia	Colombia's 2030 MRV Strategic Vision	Under Implementation	GEF - 7	GET	CBIT1	11/26/2018	8/24/2021	\$4,206,497
10128	UNEP	Global	Global Capacity Building Initiative for Transparency (CBIT) Platform Phase II A: Unified Support Platform and Program for Article 13 of the Paris Agreement	Project Implemented	GEF - 7	CBIT	CBIT1	10/30/2018	7/10/2021	\$2,244,750
10138	UNDP	Armenia	Building Armenia's national transparency framework under Paris Agreement	Under Implementation	GEF - 7	GET	CBIT1	4/17/2019	\$43,970	\$1,084,050
10149	UNEP	Malawi	Malawi Climate Transparency Framework	Under Implementation	GEF - 7	GET	CBIT1	8/6/2019	1/22/2021	\$1,211,070
10150	UNEP	Thailand	Strengthening Thailand's institutional and technical capacities to comply with the Enhanced Transparency Framework of the Paris Agreement	Under Implementation	GEF - 7	GET	CBIT1	9/25/2019	3/23/2021	\$2,234,895
10155	FAO	Afghanistan	Strengthening capacity in the agriculture, land-use and other sectors for monitoring and reporting on Afghanistan's mitigation and adaptation targets	Under Implementation	GEF - 7	GET	CBIT1	5/29/2019	11/20/2020	\$1,533,000
10156	FAO	Benin	Strengthening capacity in the energy, agriculture, forestry and other land-use sectors for enhanced transparency in the implementation and monitoring of Benin's Nationally Determined Contribution	Under Implementation	GEF - 7	GET	CBIT1	9/25/2019	3/30/2021	\$1,500,000
10157	UNDP	Namibia	Enhancing Namibia's capacity to establish a comprehensive Transparency Framework for Monitoring, Reporting and Verification (MRV) of climate actions and reporting on NDC implementation under the Paris Agreement	Under Implementation	GEF - 7	GET	CBIT1	8/6/2019	11/25/2020	\$1,259,250
10194	UNDP	India	Capacity-building for establishing an Integrated and Enhanced Transparency Framework for Climate actions and support measures	Under Implementation	GEF - 7	GET	CBIT1	5/14/2019	11/3/2021	\$4,270,500
10227	FECO	China	China Capacity Building for Enhanced Transparency Phase I	Under Implementation	GEF - 7	GET	CBIT1	6/27/2019	12/21/2020	\$1,853,000
10260	UNDP	Mauritius	Strengthening the national greenhouse gas inventory of the Republic of Mauritius to improve climate reporting and transparency	Under Implementation	GEF - 7	GET	CBIT1	10/3/2019	6/3/2021	\$1,445,236
10305	UNDP	Guatemala	Strengthening Guatemala's transparency framework through capacity building to implement the Paris Agreement	Under Implementation	GEF - 7	GET	CBIT1	1/9/2020	7/14/2021	\$1,697,250
10308	UNDP	Indonesia	Strengthening the Capacity of Institutions in Indonesia to comply with the Transparency Requirements of the Paris Agreement (CBIT)	Under Implementation	GEF - 7	GET	CBIT1	10/22/2019	7/16/2021	\$2,135,250

GEF ID	Agency	Country	Title	Project Status	GEF Phase	Fund	PIF Approved	CEO endorsement	Total GEF amount	Co-financing
10317	UNEP	Maldives	Capacity Strengthening for Improved Transparency of Climate Change Mitigation and Adaptation Actions in the Maldives	Under Implementation	GEF - 7	GET	CBIT1	12/11/2019	6/4/2021	\$1,645,237
10318	UNDP	Haiti	Strengthening National Institutions in Haiti to meet the Transparency Requirements of the Paris Agreement	Under Implementation	GEF - 7	GET	CBIT1	10/22/2019	8/31/2021	\$1,500,150
10342	UNEP	Paraguay	Establish an integral MRV/M&E system to enhance climate transparency in Paraguay	Under Implementation	GEF - 7	GET	CBIT1	12/13/2019	4/20/2021	\$2,066,813
10355	UNDP	Viet Nam	Strengthen Viet Nam's capacities to manage data flows and report information adequately to fulfill the enhanced transparency framework of the Paris Agreement requirements	Under Implementation	GEF - 7	GET	CBIT1	6/17/2020	9/27/2021	\$2,244,173
10427	UNEP	Bahamas	Building The Bahamas capacity in transparency for climate change mitigation and adaptation	Under Implementation	GEF - 7	GET	CBIT1	7/22/2020	7/10/2021	\$1,537,599
10428	UNEP	Mauritania	Strengthening Mauritania's national capacity for transparency and ambitious climate reporting	Under Implementation	GEF - 7	GET	CBIT1	11/25/2020	11/19/2021	\$1,261,659
10429	UNEP	Zimbabwe	Strengthening the Capacity of Institutions in Zimbabwe to conform to the Transparency Requirements of the Paris Agreement	Under Implementation	GEF - 7	GET	CBIT1	7/22/2020	7/8/2021	\$1,379,700
10446	UNEP	Cameroon	Capacity-building for transparency in NDC implementation in Cameroon	Under Implementation	GEF - 7	GET	CBIT1	10/21/2020	3/9/2022	\$1,804,012
10449	UNEP	Fiji	Strengthen capacity to ensure transparency of action implemented and support received to implement Fiji's Nationally Determined Contributions (NDCs) and Low Emissions Development Strategy (LEDS)	Under Implementation	GEF - 7	GET	CBIT1	4/2/2020	8/27/2021	\$1,615,125
10479	UNDP	Sudan	Sudan's Capacity Building Initiative for Transparency Project	Under Implementation	GEF - 7	GET	CBIT1	7/2/2020	11/19/2021	\$1,409,265
10485	CI	Gambia	Strengthening capacity of institutions in The Gambia to meet transparency requirements of the Paris Agreement	Under Implementation	GEF - 7	GET	CBIT1	7/2/2020	9/3/2021	\$1,253,500
10595	UNDP	Tunisia	Strengthening Tunisia's Nationally Determined Contribution (NDC) Transparency Framework	Under Implementation	GEF - 7	GET	CBIT1	4/13/2022	4/13/2023	\$1,680,825
10596	UNEP	Trinidad and Tobago	Strengthening Trinidad and Tobago's capacity in transparency for climate change mitigation and adaptation	Under Implementation	GEF - 7	GET	CBIT1	7/2/2020	7/10/2021	\$1,210,413
10635	UNEP	Lesotho	Enabling Lesotho's Enhanced Transparency Framework	Under Implementation	GEF - 7	GET	CBIT1	8/5/2021	7/19/2022	\$1,349,588
10644	UNDP	Chad	Strengthening the Capacity of Institutions in Chad to comply with the Transparency Requirements of the Paris Agreement	CEO endorsement cleared	GEF - 7	GET	CBIT1	3/30/2023	3/29/2024	\$1,199,025
10648	UNEP	Burundi	Building capacities in Burundi to implement the Enhanced Transparency Framework under the Paris Agreement	Under Implementation	GEF - 7	GET	CBIT1	7/8/2021	5/19/2022	\$1,392,177

GEF ID	Agency	Country	Title	Project Status	GEF Phase	Fund	PIF Approved	CEO endorsement	Total GEF amount	Co-financing
10668	UNEP	Tanzania	Tanzania's Climate Enhanced Transparency Framework (ETF)	CEO endorsement cleared	GEF - 7	GET	CBIT1	8/20/2021	1/6/2023	\$1,307,430
10669	FAO	Bhutan	Strengthening institutional and technical capacities for enhanced transparency in implementation and monitoring of Bhutan's Nationally Determined Contribution (NDC)	Under Implementation	GEF - 7	GET	CBIT1	2/23/2021	2/7/2022	\$2,000,000
10734	FAO	Congo DR	Strengthening capacities in the Agriculture, Forestry and Other Land Use sector of the Democratic Republic of the Congo to enhance transparency and tracking of the Nationally Determined Contribution under the Paris Agreement.	Under Implementation	GEF - 7	GET	CBIT1	2/28/2021	1/21/2022	\$2,190,000
10760	FAO	Solomon Islands	Strengthening capacity in the agriculture and land-use as well as energy sectors in Solomon Islands for enhanced transparency in implementation and monitoring of Solomon Island's Nationally Determined Contribution (NDC)	Under Implementation	GEF - 7	GET	CBIT1	7/14/2021	7/11/2022	\$1,300,000
10761	FAO	Vanuatu	Strengthening capacity in the Energy, Agriculture, Forestry, and other Land-use Sectors for Enhanced Transparency in the Implementation and Monitoring of Vanuatu's Nationally Determined Contribution	Under Implementation	GEF - 7	GET	CBIT1	7/22/2021	7/11/2022	\$1,300,000
10772	FAO	Uzbekistan	Capacity-building to establish an integrated and enhanced transparency framework in Uzbekistan to track the national climate actions and support measures received	Under Implementation	GEF - 7	GET	CBIT1	8/20/2021	6/14/2022	\$1,500,000
10809	FAO	Nigeria	Strengthening the capacity of institutions in Nigeria to implement the transparency requirements of the Paris Agreement	CEO endorsement cleared	GEF - 7	GET	CBIT1	12/21/2021	10/23/2023	\$1,520,000
10818	UNEP	Ecuador	Implementing Ecuador's Climate Transparency System	Under Implementation	GEF - 7	GET	CBIT1	7/8/2021	5/20/2022	\$2,231,610
10899	WWF-US	Nepal	Building National Capacities of Nepal to meet requirements of the Enhanced Transparency Framework of the Paris Agreement	Under Implementation	GEF - 7	GET	CBIT1		6/14/2022	\$1,799,781
10932	UNEP	Brazil	Strengthening the national transparency system in Brazil under the Paris Agreement (DataClima+)	CEO endorsement cleared	GEF - 7	GET	CBIT1	5/24/2022	8/15/2023	\$4,254,750
10964	UNEP	Malaysia	Strengthening Malaysia's Capacity in Implementing and Tracking Ambitious Climate Change Actions	Under Implementation	GEF - 7	GET	CBIT1		6/3/2022	\$2,000,000
10967	FAO	Tajikistan	Strengthening the capacity of the Republic of Tajikistan to comply with the Enhanced Transparency Framework under the Paris Agreement.	Under Implementation	GEF - 7	GET	CBIT1	6/14/2022	4/19/2023	\$1,500,000
11013	IADB	Barbados	Strengthening Institutional and Technical Capacity for Barbados to meet the transparency requirements of the Paris Agreement	CEO endorsement cleared	GEF - 7	GET	CBIT1		6/6/2022	\$1,368,750

GEF ID	Agency	Country	Title	Project Status	GEF Phase	Fund	PIF Approved	CEO endorsement	Total GEF amount	Co-financing
11070	FAO	Turkmenistan	Strengthening the capacity of Turkmenistan to comply with the Enhanced Transparency Framework under the Paris Agreement.	CEO Endorsement/ Approval Stage	GEF - 8	GET	CBIT1	10/13/2023		\$2,000,000
11306	UNDP	Uruguay	CBIT 2 - Building institutional and technical capacities to meet the commitments under the Paris Agreement's Enhanced Transparency Framework	Under Implementation	GEF - 8	GET	CBIT2		9/10/2023	\$2,080,500
11308	FAO	Global	Building global capacity to increase transparency in the forest sector (CBIT-Forest): accelerating capacity-building, knowledge-sharing and awareness raising	CEO endorsement cleared	GEF - 8	GET	CBIT2		12/12/2023	\$2,190,000
11316	FAO	Global	Global capacity building towards enhanced transparency (CBIT-AFOLU+)	CEO Endorsement/ Approval Stage	GEF - 8	GET	CBIT2		5/14/2024	\$2,190,000
11319	FAO	Türkiye	Strengthening the capacity of the Republic of Türkiye to comply with the Enhanced Transparency Framework (ETF) for measurement, reporting, and verification (MRV) of climate change actions based on Nationally Determined Contribution (NDC).	CEO Endorsement/ Approval Stage	GEF - 8	GET	CBIT1	12/6/2023		\$2,190,000
11377	FAO	Mongolia	Enhancing climate change transparency in Mongolia	CEO Endorsement/ Approval Stage	GEF - 8	GET	CBIT2			\$2,000,000
11497	UNEP	Panama	Strengthening the National Framework for Climate Transparency of Panama	CEO Endorsement/ Approval Stage	GEF - 8	GET	CBIT2			\$1,697,250
11515	CI	Uganda	Strengthening the Capacity of Institutions in Uganda to Comply with the Transparency Requirements of the Paris Agreement (CBIT Phase II)	CEO Endorsement/ Approval Stage	GEF - 8	GET	CBIT2			\$1,689,500