

GEF Small Grants Programme

Annual Monitoring Report

1 January 2011 – 30 June 2012



September 2012

GEF-SGP Annual Report

January 2011- June 2012

Table of Contents

- i) Acronyms
- ii) Foreword

- 1. Introduction to SGP

- 2. Annual Global Overview of SGP

- 3. Progress toward objectives
 - Biodiversity
 - Climate Change Mitigation
 - Land Degradation
 - Sustainable Forest Management
 - International Waters
 - Chemicals (POPs)
 - Capacity Development

- 4. Assessment of Implementation Progress
 - Launch of OP5
 - Portfolio Development
 - Knowledge management and communications
 - Replication, upscaling, and policy influence
 - Sustainability
 - Gender
 - Main challenges faced by country programmes
 - Solutions and other mitigating actions undertaken by country programmes
 - Global issues and challenges and mitigating actions

- 5. Assessment of Management Performance
 - Monitoring and Evaluation
 - Grant approval effectiveness
 - Risk management

- 6. Financial Delivery

- 7. Annexes
 - Annex 1: Basic Data on SGP Operational phases
 - Annex 2: GEF SGP Country programmes: Grants and Co-financing
 - Annex 3: Award winning GEF SGP projects in 2011-12
 - Annex 4: GEF SGP Organizational Chart
 - Annex 5: Compendium of Articles on GEF SGP projects and programme

Acronyms

BD	biodiversity
CBA	community-based adaptation to climate change
CBD	Convention on Biological Diversity
CBO	community-based organization
CC	climate change
CD	capacity development
CESRIKI	Center for Scientific Research Indigenous Knowledge and Innovation
CFL	Compact Fluorescent Light
CO	Country Office (UNDP)
COMPACT	Community Management of Protected Areas for Conservation
COP	Conference of the Parties
CPE	Country Portfolio Evaluation
CPMT	Central Programme Management Team
CPS	country programme strategy
CREMA	community resource management area
CSO	civil society organization
CWI	Community Water Initiative
DDT	Dichlorodiphenyltrichloroethane
DFZ	Diclofenac-free zone
DRC	Democratic Republic of the Congo
EO	Evaluation Office
FAO	Food and Agriculture Organization of the United Nations
FSP	full-size project
GEF	Global Environment Facility
GHG	greenhouse gas
GIZ	Deutsche Gesellschaft für International Zusammenarbeit GmbH
Ha	hectare
HACCP	Hazard Analysis and Critical Control Points
ICCA	indigenous peoples' and community conserved areas and territories
IKS	Indigenous Knowledge Systems
IPM	Integrated Pest Management
IUCN	International Union for Conservation of Nature
IW	International waters
IWRM	Integrated Water resource Management
KM	Knowledge Management
LD	Land degradation
LDC	least developed country
LED	light emitting diodes
LFA	Logical Framework Approach
LIFE	Local Initiative Facility for Urban Environment
LMMA	Locally Managed Marine Areas
MIST	Ministry of Infrastructure, Science and Technology
MOA	memorandum of agreement
MPA	Marine Protected Area
M&E	monitoring and evaluation

MEA	multi-lateral environmental agreements
MSP	medium-size project
MDG	Millennium Development Goal
NC	National Coordinator
NGO	nongovernmental organization
NHI	national host institution
NSC	National Steering Committee
OP	Operational Phase
OPV	open pollinated varieties
PA	Programme Assistant
PEF	Pacific Environment Fund
POP	persistent organic pollutant
PTF	Programme for Tropical Forests
RAF	Resource Allocation Framework
RBM	Results Based Management
RedLAC	Latin American and Caribbean Network of Environmental Funds
REDD	Reduced Emissions from Deforestation and Forest Degradation
SAP	Strategic Action Programme
SCS	South China Sea
SECCP	Sustainable Energy and Climate Change Project
SGP	Small Grants Programme
SGP-PTF	Small Grants Programme for Operations to Promote Tropical Forests in Southeast Asia
SLM	sustainable land management
SIDS	small island developing states
SPA	Strategic Priority on Adaptation
SPREP	South Pacific Regional Environment Programme
STAR	System for Transparent Allocation of Resources
TACC	Territorial Approach to Climate Change
TNC	The Nature Conservancy
TRAC	Target for Resource Assignment from the Core
UN	United Nations
UNCCD	United Nations Convention to Combat Desertification
UNCED	United Nations Conference on Environment and Development
UNCSD	United Nations Conference on Sustainable Development
UNDP	United Nations Development Programme
UNF	United Nations Foundation
UNFCCC	United Nations Framework Convention on Climate Change
UNIDO	United Nations Industrial Development Organization
UNESCO	United Nations Educational, Scientific, and Cultural Organization
UNEP	United Nations Environmental Programme
UNOPS	United Nations Office for Project Services
UNV	United Nations Volunteers
WB	World Bank
WCMC	World Conservation Monitoring Centre
WHS	World Heritage Site
WMA	wildlife management areas

Foreword

This first Annual Monitoring Report of the GEF Small Grants Programme's Operational Phase 5 covers the reporting period from January 2011 through June 2012. This period was significant as it also marked two decades of GEF SGP's global work with poor and vulnerable communities, more than half of which are in LDCs and SIDS, with over 14,000 projects already supported at the end of the previous operational phase.

This report has been prepared by staff of the GEF SGP Central Programme Management Team, based on annual reports submitted by country and sub-regional programmes, and information drawn from the GEF SGP global projects database. Total funds delivery during the reporting period was over \$57 million, with 1,461 new grant projects approved, as well as over 3,000 ongoing active projects currently overseen by GEF SGP. The selected project results achieved in the biodiversity, climate change, land degradation, sustainable forest management, international waters, chemicals, and capacity development focal areas, draw upon the results reported by mature GEF SGP projects, many of which were completed during the reporting period.

Many firsts have been initiated and innovative projects provide models for more relevant and effective approaches. As has been GEF SGP practice, country programmes have taken the lead in reaching many poor and vulnerable communities, providing for women's participation and gender empowerment as well as support for indigenous peoples and, increasingly, for the youth sector and even for people with special needs. The wide appreciation of these community-based projects can be seen in Annex 3 which lists the many national and global awards received during the reporting period.

But perhaps better proof comes from the qualitative and quantitative assessment of environmental values, economic returns, and social well-being, the result of strengthened project design and monitoring and reporting of GEF SGP grants. This report endeavors to include these gains in the project examples to demonstrate that a small grants programme is an effective delivery mechanism for sustainable development. Hectares protected or emissions reduced go hand in hand with sustainable income or savings generated. With the new focus on capacity development, projects that promote understanding of GEF focal areas and that support training workshops on participatory M&E, knowledge management, communications, financial management – including marketing and business models for sustainability – have commenced and help to ensure that similar positive and integrated results are sustained into the future.

Another intrinsic characteristic of GEF SGP programming and projects shown in this report is that of extensive partnerships, not just with CSOs but also with government at both local and national levels. These partnerships have resulted in mainstreaming and scaling up through policy measures, integration into local and national plans, and use of lessons learned in the design of full-sized projects. Another good indicator that the programme is indeed a broad partnership of many diverse stakeholders is its continued ability to raise additional cash and in-kind resources to meet its 1:1 co-financing target despite the many constraints faced by its grantees. This also shows the strong sense of ownership that grantee-partners and stakeholders have about GEF SGP projects and consequently the significant sustainability of these projects, as was observed in past independent evaluations of the programme.

There have been many positive outcomes of the programme as well as difficulties and challenges. Thus this report ends with a comprehensive analysis of the main challenges faced at country and global programme levels. A notable challenge results from the uniquely different priority and approach of GEF

SGP compared to other programmes that award grants solely on a competitive-basis to the best proposals submitted by experienced applicants. In proactively seeking to support poor and vulnerable communities most affected by environmental problems and that are interested in building their capacities, the GEF SGP partners with grantees facing great obstacles rather than those who are already well-prepared and in many cases also well-resourced. As such, requests for grants have multiplied, putting country programmes under pressure as available grant funds can support only a few of sometimes hundreds of proposals submitted. Other difficulties have been occasioned by funding delays and low country programme grant allocations resulting from core fund access policies and differential government endorsements of additional STAR funds. The purpose in highlighting these challenges is not to make excuses for possible shortfalls, but to invite all stakeholders to join in the urgent search for solutions, starting with a set of mitigating actions recommended in this report.

On the whole, it is hoped that this report conveys not only the fact that GEF SGP continues to be an effective and efficient grants delivery mechanism, but also that its value goes beyond grantmaking. With strengthened support, the enormous potential of the programme to create global impact through local action will indeed be fully realized.

Delfin Ganapin
Global Manager

1. Introduction to GEF SGP

Launched in 1992, the GEF Small Grants Programme supports activities of nongovernmental and community-based organizations in developing countries towards abatement of climate change, conservation of biodiversity, protection of international waters, reduction of the impact of persistent organic pollutants and prevention of land degradation while generating sustainable livelihoods.

Since its creation, GEF SGP has provided over 14,500 grants to communities in over 125 developing countries.¹ Funded by the Global Environment Facility (GEF) as a corporate programme, GEF SGP is implemented by the United Nations Development Programme (UNDP) on behalf of the GEF partnership, and is executed by the United Nations Office for Project Services (UNOPS).

Programme structure

GEF SGP is supported by a small team at UNDP headquarters in New York, known as the Central Programme Management Team (CPMT). CPMT has a total of 9 staff and is led by the GEF SGP Global Manager.

GEF SGP staff in the field consist of one (1) National Coordinator per country, supported by a Programme Assistant (PA) in most country programmes. The two sub-regional programmes (Fiji and Samoa) are supported by Sub-Regional Coordinators (SRCs) and Sub-Regional Programme Assistants (SPAs). GEF SGP country programme staff numbers as of 30 June 2011 were: 101 NCs, 2 SRCs, 80 PAs and 2 SPAs. GEF SGP country teams are usually based at UNDP Country Office. In 18 countries they are hosted by CSOs that act as National Host Institutions (NHIs).

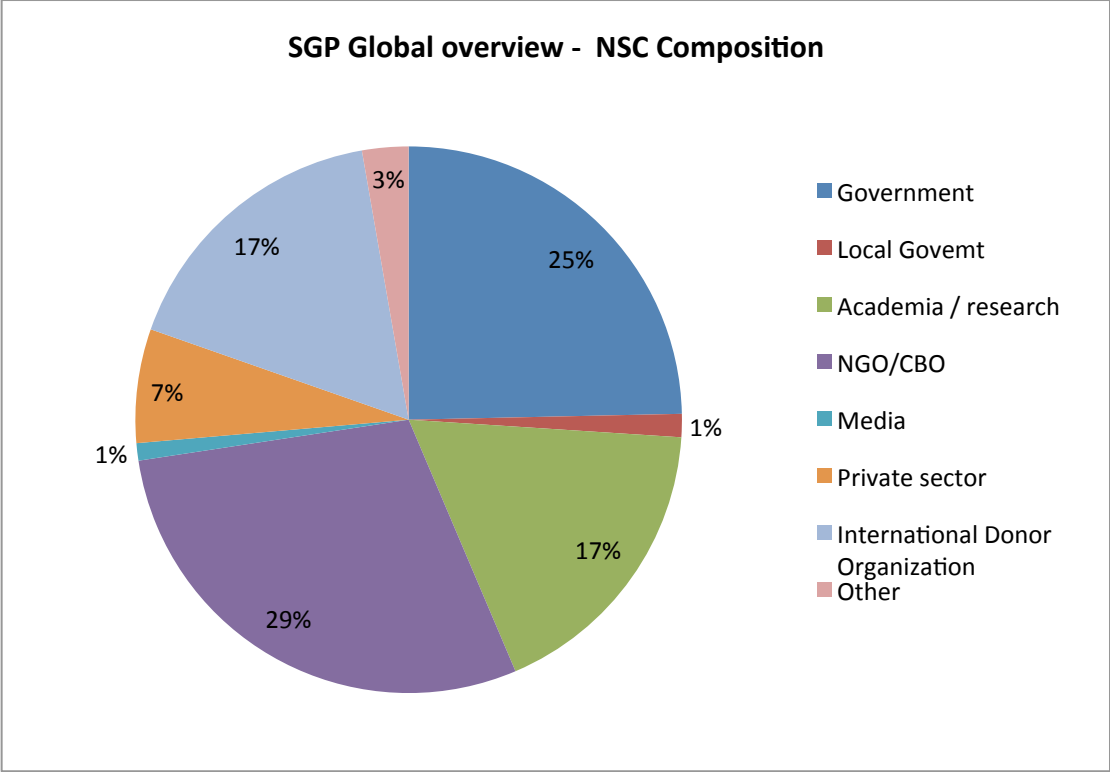
The country programme and sub-regional programme staff report to the Global Manager and Deputy Global Manager, with authority delegated to 4 Regional Focal Points at CPMT for day to day oversight and support to regions. CPMT Regional Focal Points also serve in a technical capacity as Programme Advisors guiding programming and knowledge management in each of the GEF's focal areas: Biodiversity, Climate Change, Land Degradation and Sustainable Forest Management, Chemicals and International Waters. A Knowledge Management & Communications Specialist, and two Programme Associates make up the remainder of the CPMT team.

The UNDP COs provide considerable active support to the successful implementation of GEF SGP at the country level, with the UNDP Resident Representative serving as a secondary supervisor of the NC, and as a member of the NSC, while UNDP programme staff provide support for programme synergy, partnerships, and resource mobilization. UNOPS as the executing agency provides overall financial and administrative support to the programme while at the country level UNDP Country Offices act on behalf of UNOPS on financial transactions and administrative matters. A detailed GEF SGP organizational chart is shown in Annex 4, which shows the programme structures and relationships at global and country level.

In each country GEF SGP continues to rely on the highly effective and proven oversight and decision making mechanism provided by the multi-stakeholder National Steering Committees (NSC) which, according to GEF SGP Operational Guidelines, must comprise a majority of civil society members (including NGOs, CBOs, academia, research, and media), alongside members from relevant government bodies, private sector, UNDP and other donors. The diagram below shows the global distribution of

¹ This figure includes country programmes that have been closed.

members from different stakeholder groups within NSCs. Globally, one-quarter of NSC members are drawn from government, while nearly half are drawn from civil society, and roughly a quarter made up by private sector, international organizations (including UNDP) and others (generally technical experts in specific fields).



Given its diverse membership, the NSC serves as an effective body for promoting interaction and exchange between government and civil society stakeholders, as well as promoting cross-sectoral exchange between different sectors and disciplines. On average each NSC is estimated to have 9 members, with nearly 1,000 NSC members estimated to be involved on an ongoing basis in GEF SGP programme oversight on behalf of the programme grantees and participants. NSC members are generally highly qualified, eminent and respected individuals in the country, who lend considerable skills, experience and expertise to SGP operations. The fact that the NSC is a voluntary mechanism, further enhances the independent nature of the NSC and the objective and effective role it plays in funding decisions. SGP Operational Guidelines stipulate a number of conditions to prevent any conflict of interest, such as preventing NSC members from submitting grant proposals during their tenure on the NSC, and recommending regular rotation of NSC membership to stimulate new actors and organizations to become involved. Overall the NSC has become a hallmark of SGP operations, though some problems have also been experienced due to lack of time of NSC members, or diverging views on roles, which are further discussed in section 5.

2. Annual Global Overview of GEF SGP

This Annual Monitoring Report reviews the implementation and results of the GEF Small Grants Programme during the period 1 January 2011 through 30 June 2012. This 18 month period covers the transition from the 4th Operational Phase (OP4) to the 5th Operational Phase (OP5) of GEF SGP, as well as the first year of activities of OP5.

Funding

The 5th Operational Phase of GEF SGP is considered to have commenced by 1 January 2011 with a planned duration of 4 years and expected completion date of 31 December 2014. However, Core funding for the Operational Phase, in total \$134,615,385, was received by the programme with a delay on 25th April 2011, which caused a subsequent delay in certain preparatory activities for the launch of OP5 and has delayed the start of grant making. GEF SGP received its first tranche of STAR funding for 16 countries, which do not receive any Core funds and are solely reliant on STAR funds, on 23rd April 2012 for a total amount of \$40,828,365. However the 16 Pure STAR countries were able to commence some activities during the period from July 2011 – April 2012, due to the decision of the GEF CEO to allow “advances” of STAR funding from the Core funds for limited grant making.

Annex 1 provides details regarding the GEF funding approved, co-financing realized, and funds disbursed as of 30 June 2012 by SGP under OP5 as well as several past OPs, some of which continue to be active due to ongoing grant projects and activities on the ground.

At present, GEF SGP still awaits the approval of the remaining funds, \$74,457,600, nearly two thirds of total STAR funds endorsed by countries for OP5. The remaining funds are presently expected to be accessed by the programme in two additional tranches.

According to the GEF Council decision GEF/C.36/4, participating GEF SGP countries have differential access to OP5 core funding for the programme (with a priority given to new countries, LDCs and SIDS), aligned with a specific set of criteria for governments to endorse a portion of their national GEF5 STAR allocations to the programme for expanded community-based actions.²

Country coverage

At the end of OP4 the GEF SGP activities covered 122 countries, including 104 country programmes and 4 sub-regional programmes serving the following 18 countries:

- Barbados & OECS Sub-region covering 6 countries: Antigua & Barbuda, Barbados, Grenada, St. Kitts & Nevis, St. Lucia, and St. Vincent & the Grenadines;
- Fiji covering 5 countries: Fiji, Tuvalu, Tonga;
- Samoa covering 4 countries: Niue, Samoa, Tokelau;
- Micronesia covering 3 countries: Federated States of Micronesia, Marshall Islands, and Palau.

At the start of OP5, GEF SGP country coverage underwent the several changes in composition during the reporting period:

- 9 countries became Upgraded country programmes to be funded in OP5 under separate Full size projects: Bolivia, Brazil, Costa Rica, Ecuador, India, Kenya, Mexico, Pakistan and Philippines;

² <http://www.thegef.org/gef/node/150>

- 1 country programme was closed in Chile following an extended period of support by GEF SGP to ensure closure of all grant projects and operations on the ground effective 30 June 2012;
- 2 sub-regional programmes in Barbados and Micronesia regions are in the process of becoming 9 separate country programmes with dedicated country staff and NSCs;
- A country programme in Afghanistan – planned to be started up in OP4 and put on hold due to security issues – has recently become operational with the recruitment of an NC in June 2012;
- 6 new country programmes approved to be started up in OP5 have received Start Up missions from CPMT: Djibouti, Guyana, Georgia, Moldova, Sierra Leone, and Timor Leste and are in the process of being started up. In Guyana and Timor Leste recruitments of NCs have been completed in June 2012.

As a result of the above changes, the total number of countries covered by the GEF SGP global programme as of 30 June 2012 stands at 119, not including the Upgraded countries. Together with the 9 Upgraded country programmes GEF SGP is active in 128 countries at present. A list of all active SGP country programmes is provided in Annex 2, along with cumulative grant funding and co-funding delivered since the start of GEF SGP in each country.

Since the last Operational Phase, the programme has been expanding its coverage in Least Developed Countries (LDCs) and Small Island Developing States (SIDS). At present GEF SGP includes 41 LDCs and 35 SIDS, with the total proportion represented by LDCs or SIDs constituting 56% or just above half of all SGP country programmes. This significant expansion of the global GEF SGP operations in LDCs and SIDs has come with new challenges which are discussed in the Section on Programme Challenges.

Portfolio

As a programme which has been active for 20 years, GEF SGP has funded 14,262 projects with GEF funding since its inception in 1992 as a pilot initiative. Over the years SGP has committed to and met the target of raising 1:1 co-financing for GEF funding at a global level.

While most of these projects are completed and closed, this cumulative number continues to be relevant as GEF SGP continues to support networking and exchange with former grantees, often through organized grantee networks in countries, and by continuing to make available all project information on its website. GEF SGP former grantees continue to be actively involved in Knowledge Management and monitoring efforts, often long after the project funded by GEF SGP has ended, as they continue to provide knowledge and guidance from ongoing activities to newer SGP grantees, and are often called upon to show the results of the project to high level visitors from the GEF, UNDP, Governments, and other international partners, through the organization of site visits.

The table below shows the total number of projects funded with GEF funds (including Core, RAF and STAR funds) in successive phases of GEF SGP. The figure for OP5 reflects projects funded up to 15 August (the date the data was drawn from the SGP database), and is relatively modest at present as the phase is only just starting up.

GEF SGP Projects by Operational Phase – cumulative since pilot phase (drawn from SGP database on 15 August 2012)

Basic Stats	Number of Projects
Pilot Phase	345
OP1	933
OP2	4,414
OP3	2,952
OP4	4,237
OP5 (to date)	1,381
Total Number of Projects	14,262

While the majority of its funding comes from the GEF Trust Fund, GEF SGP has been instrumental over the years in cementing programme level partnerships co-financed by other donors to support specific regional and technical initiatives. The Table below shows the funding received from different donors and the number of projects funded. With the inclusion of all projects funded with resources from other donors, the total number of GEF SGP projects is 15,130 in total since its inception.

GEF SGP Projects by all funding sources

Funding Sources	Number of Projects	Grant Amount (Millions USD)
GEF STAR Funds	293	\$ 9.3M
GEF Core Funds	11,894	\$ 279.2M
GEF RAF Funds	2,070	\$ 59.1M
United Nations Foundation (UNF) - COMPACT	65	\$ 1.6M
Community Water Initiative (CWI)	142	\$ 2.5M
EU – Programme for Tropical Forests (PTF)	121	\$ 2.9M
GEF Strategic Priority for Adaptation – CBA project	109	\$ 2.9M
GEF Nile Basin Initiative	53	\$ 1.2M
New Zealand Aid - Pacific Environment Fund (PEF)	27	\$ 0.8M
AusAid - Mekong and Asia Pacific & SIDS CBA	39	\$ 1.3M
South-South Cooperation	13	\$ 0.2M
UNDP TRAC funded projects	9	\$ 0.1M
other	295	\$ 7.4M
Total	15,130	\$ 368.5M

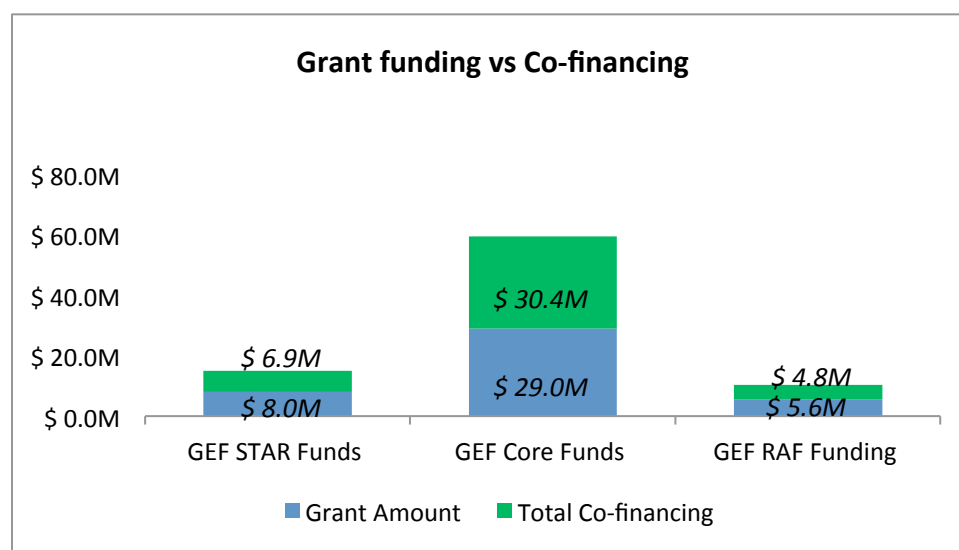
New Grant Projects Approved

New grant-making activities carried out by GEF SGP during the reporting period were instrumental in funding a total of 1,461 new CSO projects, drawing upon funding from Core, RAF, and STAR, approved for GEF SGP during OP4 and OP5. The majority of remaining OP4 grant funding has already been committed in the course of the reporting period, with the notable exception of RAF funding for Afghanistan which has just recently become operational as a country programme. OP5 grant funding started to be committed in the latter half of 2011, with a good start achieved in commitment levels for a newly started phase.

New GEF SGP projects approved during the period January 2011 up to July 2012 by GEF sources of Funding
(amount in millions USD, drawn from SGP database on 15 Aug 2012)

Funding Sources	Number of Projects	Grant Amount	Co-financing in Cash	Co-financing in Kind	Total Co-financing
GEF STAR Funds	257	\$ 8.0M	\$ 3.2M	\$ 3.6M	\$ 6.9M
GEF Core Funds	1008	\$ 29.0M	\$ 13.7M	\$ 16.7M	\$ 30.4M
GEF RAF Funds	196	\$ 5.6M	\$ 2.1M	\$ 2.7M	\$ 4.8M
Total	1461	\$ 42.6M	\$ 19.0M	\$ 23.1M	\$ 42.1M

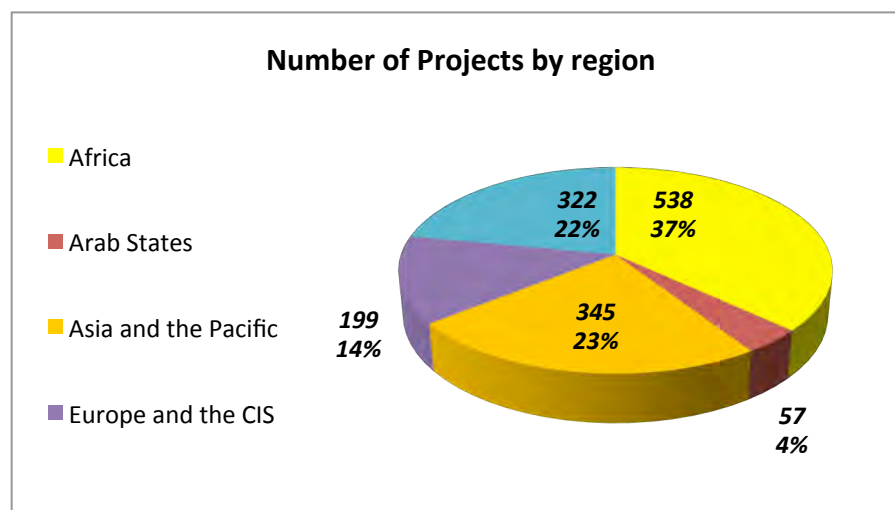
Co-financing levels for all new grants committed during the reporting period continued to reflect a 1:1 target ratio of GEF funds to co-financing, as shown in the table above and the diagram below. GEF SGP project level co-financing continued to bring together resources from a range of partners, including in kind and in cash contributions from communities, as well as NGOs, CBOs, Donors, Governments, and other partners.



In terms of regional distribution of the new projects approved during the reporting period, the table below shows that the majority of these were in Africa, followed by Asia and the Pacific, and Latin America and the Caribbean respectively. Smaller numbers of projects were approved in Europe and CIS and the Arab States, reflective of fewer number of country programmes in these regions.

New GEF SGP projects approved during the period January 2011 up to July 2012 by Region (amount in millions USD, drawn from SGP database on 15 Aug 2012)

Region	Number of Projects	Grant Amount	Co-financing in Cash	Co-financing in Kind
Africa	538	\$ 15.7M	\$ 5.2M	\$ 6.9M
Arab States	57	\$ 2.0M	\$ 1.1M	\$ 1.4M
Asia and the Pacific	345	\$ 9.1M	\$ 3.4M	\$ 3.9M
Europe and the CIS	199	\$ 6.3M	\$ 5.9M	\$ 4.0M
Latin America and the Caribbean	322	\$ 9.5M	\$ 3.5M	\$ 6.9M
Total	1461	\$ 42.6M	\$ 19.0M	\$ 23.1M



In view of Focal Area distribution of the new projects approved during the reporting period, the largest number of projects were in the Biodiversity focal area, as is consistently the case for GEF SGP, with 47% of the cumulative portfolio funded in Biodiversity, or in multiple focal area projects including a focus on Biodiversity. The second focal area in which projects have been funded is Climate Change Mitigation, followed closely by Land Degradation which has increased its share of projects considerably of late. International Waters, Chemicals, Capacity Development, and Climate Change Adaptation continued to be the areas of focus for a smaller number of GEF SGP funded projects, as well as crosscutting areas of focus for several Multiple focal area projects. While the GEF Trust fund does not fund activities in Climate Change Adaptation as a primary focal area for GEF SGP grants, it is often a cross cutting area for projects in other focal areas, and has also benefited from funding from the Strategic Priority on Adaptation for Community Based Adaptation (SPA CBA).

New GEF SGP projects approved during the period January 2011 up to July 2012 by focal areas (amount in millions USD, drawn from SGP database on 15 Aug 2012)

Focal Areas - Total	Number of Projects	Grant Amount	Co-financing in Cash	Co-financing in Kind
Biodiversity	642	\$ 16.9M	\$ 7.5M	\$ 8.4M
Climate Change	346	\$ 9.4M	\$ 6.6M	\$ 5.6M
International Waters	68	\$ 1.8M	\$ 0.4M	\$ 1.7M
Multifocal Area	108	\$ 2.6M	\$ 0.5M	\$ 1.2M
Persistent Organic Pollutants	58	\$ 1.7M	\$ 0.8M	\$ 1.0M
Land Degradation	342	\$ 8.2M	\$ 2.3M	\$ 4.2M
Climate Change Adaptation**	33	\$ 0.7M	\$ 0.7M	\$ 0.6M
Capacity Development	47	\$ 1.2M	\$ 0.2M	\$ 0.3M
Total	1644 (*)	\$ 42.6M	\$ 19.0M	\$ 23.1M

(*) Please note that the total figure above is higher as some projects have selected two or more focal areas which are being accounted for separately in the SGP database breakdown by focal areas.

(**) Projects including CC Adaptation as a cross-cutting or secondary focus.

The table below shows the total number of new projects funded during the reporting period including all sources of GEF funding as well as under other donor co-financing programs delivered through GEF SGP.

New GEF SGP projects approved during the period January 2011 up to July 2012 by all sources of funding
(amount in millions USD, drawn from SGP database on 15 Aug 2012)

Funding Sources	Number of Projects	Grant Amount	Co-financing in Cash	Co-financing in Kind	Total Co-financing
GEF STAR Funds	257	\$ 8.0M	\$ 3.2M	\$ 3.6M	\$ 6.9M
GEF Core Funds	1008	\$ 29.0M	\$ 13.7M	\$ 16.7M	\$ 30.4M
GEF RAF Funding	196	\$ 5.6M	\$ 2.1M	\$ 2.7M	\$ 4.8M
United Nations Foundation (UNF) - COMPACT	3	\$ 0.1M	\$ 0.0M	\$ 0.0M	\$ 0.0M
GEF Strategic Priority on Adaptation (SPA)), including UNDP-Community Based Adaptation (CBA)	13	\$ 0.4M	\$ 0.5M	\$ 0.5M	\$ 1.0M
AusAid Mekong and Asia Pacific CBA	19	\$ 0.6M	\$ 0.0M	\$ 0.2M	\$ 0.2M
Other	58	\$ 0.2M	\$ 2.0M	\$ 1.3M	\$ 3.3M
Total	1554	\$ 43.9M	\$ 21.5M	\$ 25.0M	\$ 46.5M

Ongoing Grant Projects under implementation

In addition to the new grant projects approved, GEF SGP continued to oversee and monitor the implementation of a number of ongoing GEF SGP funded grant projects from a number of Operational phases during the reporting period. As shown in the table below, the total number of active projects at the end of the reporting period was 3,168 in total.

As a rolling modality of the GEF (i.e. with interlocking Operational phases), the impacts of ongoing and completed GEF SGP projects are tracked as part of an integrated GEF SGP country programme approach. In this regard, country programmes report on results achieved by ongoing projects in the SGP global database. The nine Upgraded country programmes also continue to have access to and use the SGP global database for reporting project results. This report therefore includes information on project results in the Upgraded countries.

GEF SGP Total Active Projects during the period January 2011-June 2012 by GEF SGP funds (amount in millions USD, drawn from SGP database on 15 Aug 2012)

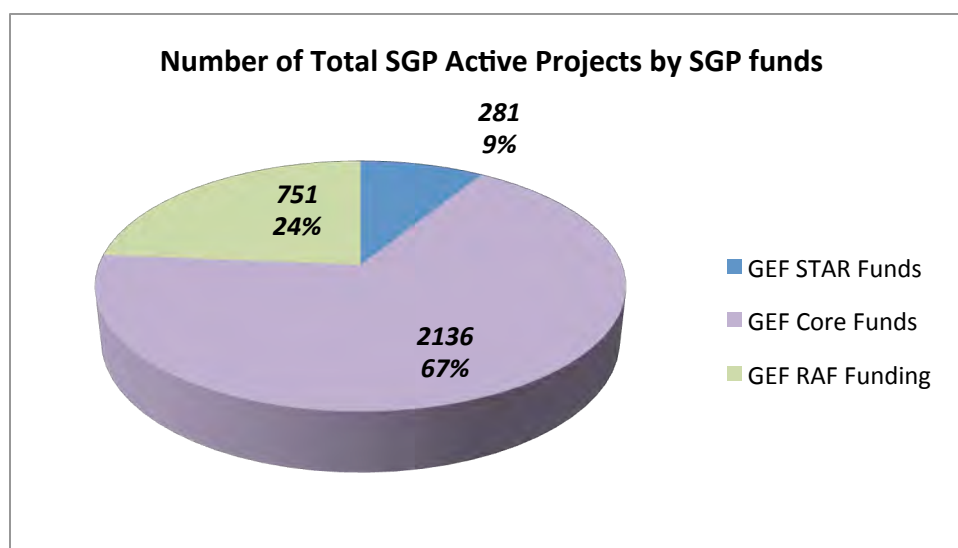
Funding Sources	Number of Projects	Grant Amount	Co-financing in Cash	Co-financing in Kind	Total Co-financing
GEF STAR Funds	281	\$ 8.9M	\$ 4.0M	\$ 3.9M	\$ 7.9M
GEF Core Funds	2136	\$ 62.7M	\$ 46.0M	\$ 40.7M	\$ 86.7M
GEF RAF Funding	751	\$ 22.3M	\$ 11.9M	\$ 11.7M	\$ 23.7M
Total	3168	\$ 93.9M	\$ 61.9M	\$ 56.4M	\$ 118.3M

The total number of projects, also including active projects funded from other sources of co-financing and delivered by GEF SGP, was slightly higher at 3,287 as shown below.

GEF SGP Total Active Projects during the period January 2011-June 2012 by all funding sources (amount in millions USD, drawn from SGP database on 15 Aug 2012)

Funding Sources	Number of Projects	Grant Amount	Co-financing in Cash	Co-financing in Kind	Total Co-financing
GEF STAR Funds	281	\$ 8.9M	\$ 4.0M	\$ 3.9M	\$ 7.9M
GEF Core Funds	2136	\$ 62.7M	\$ 46.0M	\$ 40.7M	\$ 86.7M
GEF RAF Funding	751	\$ 22.3M	\$ 11.9M	\$ 11.7M	\$ 23.7M
United Nations Foundation (UNF) - COMPACT	7	\$ 0.2M	\$ 0.0M	\$ 0.0M	\$ 0.0M
Community Water Initiative (CWI)	8	\$ 0.2M	\$ 0.1M	\$ 0.1M	\$ 0.2M
SGP - PTF (PTF)	9	\$ 0.2M	\$ 0.2M	\$ 0.0M	\$ 0.2M
GEF Strategic Priority on Adaptation (SPA), including UNDP-Community Based Adaptation (CBA)	45	\$ 2.0M	\$ 1.5M	\$ 1.5M	\$ 3.0M
New Zealand Aid Pacific Environment Fund	20	\$ 0.7M	\$ 0.0M	\$ 0.3M	\$ 0.4M
AusAid Mekong and Asia Pacific CBA	26	\$ 1.0M	\$ 0.1M	\$ 0.3M	\$ 0.4M
UNDP TRAC	4	\$ 0.1M	\$ 0.1M	\$ 0.0M	\$ 0.1M
Total	3287	\$ 98.2M	\$ 64.0M	\$ 58.6M	\$ 122.6M

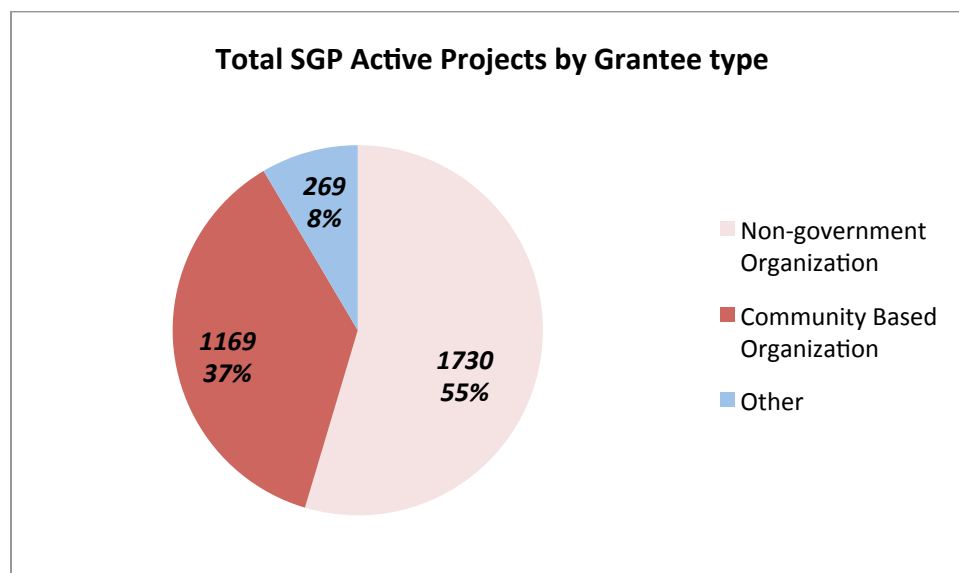
The active GEF SGP projects included two thirds (67%) by GEF Core funds (under both OP4 and OP5), while 24% were funded by RAF funds during OP4, and only 9% up to now have been funded by STAR funds (since only 16 countries which have no access to Core funding have received the STAR funds yet).



The distribution of the portfolio of active projects (includes new projects approved during the reporting period) includes 55% of grants awarded to NGOs, 37% to CBOs, and 8% to other organizations such as schools, universities, foundations, trusts, unions, etc. This increase in the diversity of SGP grantees, beyond NGOs and CBOs, is reflective of the change in GEF SGP Operational Guidelines in OP5 to enable the programme to provide support to a broader range of civil society organizations (CSOs).

GEF SGP Total Active Projects by Grantee Type (amount in millions USD, drawn from SGP database on 15 Aug 2012)

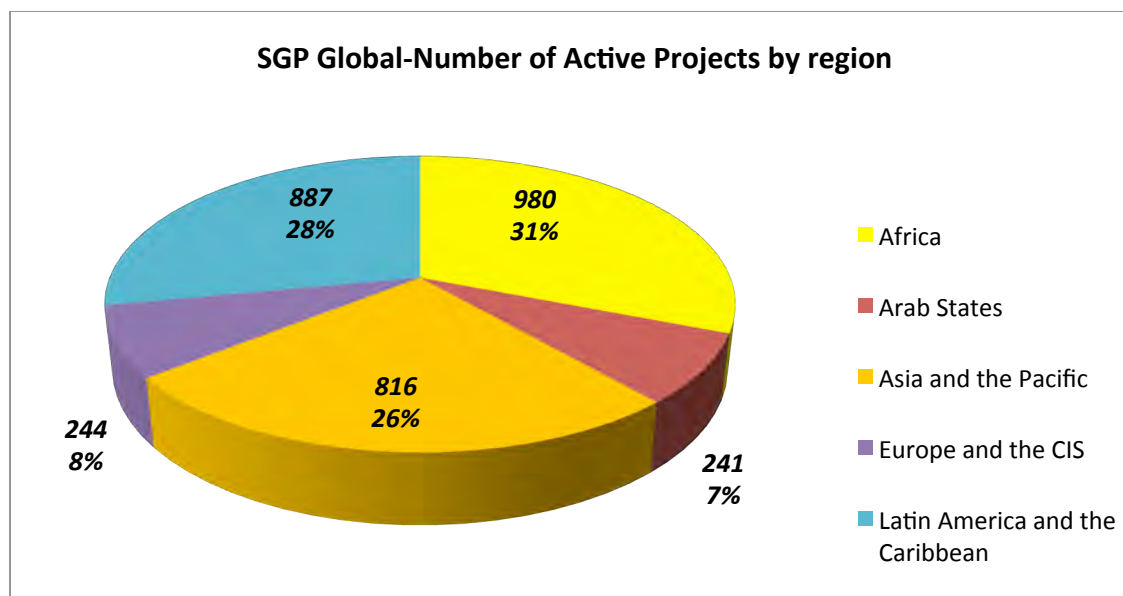
Grantee Types	Number of Projects	Grant Amount	Co-financing in Cash	Co-financing in Kind	Total Co-financing
Non-government Organization	1730	\$ 53.8M	\$ 43.1M	\$ 35.3M	\$ 78.4M
Community Based Organization	1169	\$ 32.4M	\$ 16.7M	\$ 16.6M	\$ 33.3M
Other	269	\$ 7.6M	\$ 2.1M	\$ 4.5M	\$ 6.6M
Total	3168	\$ 93.9M	\$ 61.9M	\$ 56.4M	\$ 118.3M



The regional distribution of all active projects in the portfolio includes Africa as the largest region, followed by Latin America and Caribbean and Asia and Pacific, with smaller number of active projects in the two smaller regions of Europe and CIS, and Arab States.

GEF SGP Total Active Projects by Region (amount in millions USD, database drawn from 15 Aug 2012)

Region	Number of Projects	Grant Amount	Co-financing in Cash	Co-financing in Kind	Total Co-financing
Africa	980	\$ 29.9M	\$ 29.7M	\$ 19.9M	\$ 49.5M
Arab States	241	\$ 8.1M	\$ 5.7M	\$ 3.8M	\$ 9.6M
Asia and the Pacific	816	\$ 23.9M	\$ 7.5M	\$ 12.2M	\$ 19.6M
Europe and the CIS	244	\$ 7.4M	\$ 6.6M	\$ 3.6M	\$ 10.2M
Latin America and the Caribbean	887	\$ 24.6M	\$ 12.5M	\$ 16.9M	\$ 29.4M
Total	3168	\$ 93.9M	\$ 61.9M	\$ 56.4M	\$ 118.3M



The Focal area distribution of all active projects is shown in the Table below. The breakdown is consistent with that described above for new projects approved in the reporting period. Biodiversity makes up the majority of active projects, with Climate Change and Land Degradation also having significant numbers of funded projects.

GEF SGP Total Active Projects by focal areas (amount in millions USD, drawn from SGP database on 15 Aug 2012)

Focal Areas - Total	Number of Projects	Grant Amount	Co-financing in Cash	Co-financing in Kind	Total Co-financing
Biodiversity	1587	\$ 42.6M	\$ 22.3M	\$ 22.6M	\$ 44.9M
Climate Change	665	\$ 17.5M	\$ 11.6M	\$ 9.3M	\$ 20.9M
International Waters	140	\$ 3.7M	\$ 2.0M	\$ 2.8M	\$ 4.8M
Multifocal Area	230	\$ 6.0M	\$ 1.8M	\$ 3.4M	\$ 5.2M
Persistent Organic Pollutants	108	\$ 2.9M	\$ 1.2M	\$ 1.6M	\$ 2.8M
Land Degradation	660	\$ 15.2M	\$ 6.5M	\$ 8.8M	\$ 15.2M
Climate Change Adaptation	59	\$ 1.1M	\$ 1.0M	\$ 0.7M	\$ 1.8M
Adaptation	7	\$ 0.1M	\$ 0.0M	\$ 0.0M	\$ 0.0M
Capacity Development	52	\$ 1.4M	\$ 0.6M	\$ 0.4M	\$ 1.0M
Total	3509 (*)	\$ 90.5M	\$ 47.0M	\$ 49.6M	\$ 96.6M

(*) Please note that there are some projects, which have selected two or more focal areas

3. Progress toward objectives

The sections below provide an overview of grant funding in each of the focal areas as well as describing specific project results achieved. Project examples are drawn from among the more mature projects in the GEF SGP portfolio, as well as projects that were completed during the reporting period. Progress towards focal area objectives also describes key outputs and achievements at global and regional level where relevant.

Biodiversity

During the reporting period in OP5, GEF SGP focused its support on the GEF-5 strategic objectives of biodiversity conservation in and around protected areas, the sustainable use of biodiversity in production landscapes and seascapes, as well as the appropriate protection and transmission of traditional knowledge and genetic resources by culturally appropriate means.³

In relation to the COP10 Aichi Target 11 to expand the global coverage of terrestrial and inland waters protected areas from 12% to 17% by 2020, GEF SGP has channeled support towards both government listed protected areas (including through a special focus on the co-management of World Heritage Sites and globally significant protected areas under the COMPACT approach),⁴ as well as “other effective area-based conservation measures” including the appropriate recognition of indigenous peoples’ and community conserved areas and territories (ICCAs). The results of these global efforts towards the CBD Aichi targets are being tracked through the GEF SGP global on-line database, as well as through the UNEP-WCMC Global Registry on ICCAs (www.iccaregistry.org) and the ICCA Consortium, a global membership-based organization of like-minded civil society organizations and networks (www.iccaforum.org).

At the start of OP5 (Jan 2011), in the Biodiversity focal area, GEF SGP programming had supported more than 7,827 community-based projects totalling US\$185 million, leveraging further US\$ 139 million in cash co-financing, and US\$ 137 million in in-kind contributions.

During the GEF reporting period running from January 2011 to June 2012, GEF SGP financed approximately 642 biodiversity-related projects (including approximately 140 projects with multi-focal area benefits contributing to climate change mitigation, international waters and land degradation).⁵ Together, the investment represents some US\$ 18.6 million in financing from the GEF, in addition to US\$ 18.9 million in cumulative cash and in-kind co-financing that partners and grantees, GEF agencies, bilateral agencies, national and local governments, and the private sector generated over the course of continuing project implementation.⁶

Biodiversity: Total of GEF SGP projects commenced during the period January 2011 up to July 2012 (amount in millions of USD, database drawn from 15 Aug 2012)

Region	Number of Projects	Grant Amount	Co-financing in Cash	Co-financing in Kind	Total Co-financing
Africa	202	\$ 5.6M	\$ 2.1M	\$ 2.4M	\$ 4.5M

³ Methods include *inter alia* the development of community biocultural protocols, *in situ* seed banks, traditional knowledge journals, and local socio-ecological assessments which are relevant to the GEF mandate under the CBD Nagoya Protocol on Access and Benefit Sharing (ABS), and recently created Inter-Governmental Platform on Biodiversity and Ecosystem Services (IPBES).

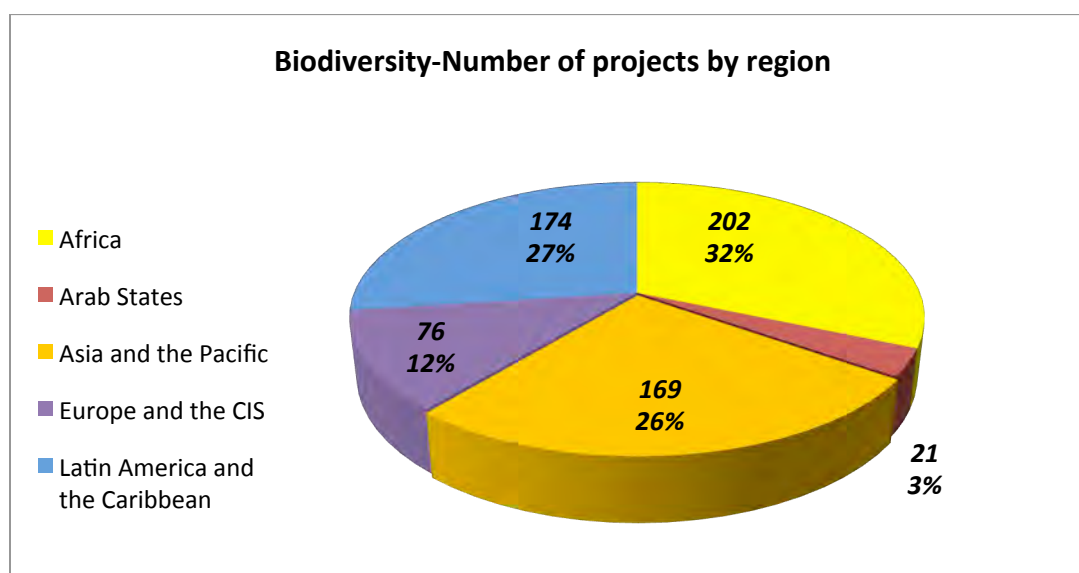
⁴ http://sgp.undp.org/index.php?option=com_docman&task=doc_download&gid=262&Itemid=188

⁵ For example, GEF SGP Indonesia has worked in East and Central Kalimantan to take part in the development of ecosystem restoration plans and REDD + projects to optimize benefits for communities and other local stakeholders.

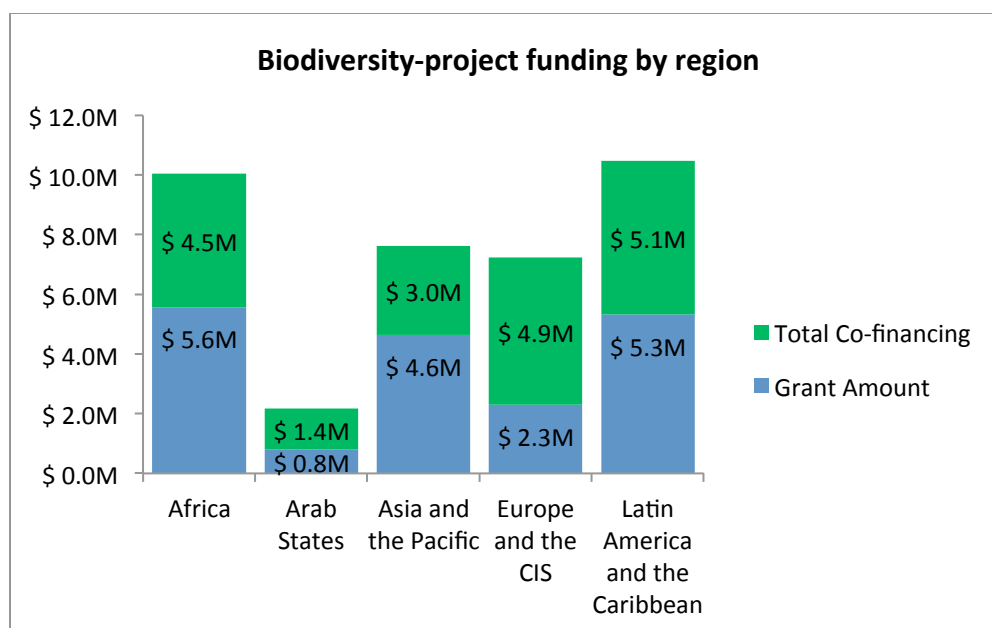
⁶ Data compiled on 15 August 2012.

Arab States	21	\$ 0.8M	\$ 0.6M	\$ 0.8M	\$ 1.4M
Asia and the Pacific	169	\$ 4.6M	\$ 2.1M	\$ 0.9M	\$ 3.0M
Europe and the CIS	76	\$ 2.3M	\$ 2.9M	\$ 2.0M	\$ 4.9M
Latin America and the Caribbean	174	\$ 5.3M	\$ 1.5M	\$ 3.6M	\$ 5.1M
Total	642	\$ 18.6M	\$ 9.1M	\$ 9.8M	\$ 18.9M

As the figure below suggests, the largest number of Biodiversity (BD) projects commenced during the reporting period was in Africa, with 202 projects implemented reflecting 32% of the portfolio. This is followed by Latin America and the Caribbean (174 projects, 27% of the portfolio) and Asia and the Pacific (169 projects, 26% of the BD portfolio). 76 BD projects (12%) were started in Europe and the CIS and only 21 projects (3%) started in the Arab States between January 2011 and June 2012.



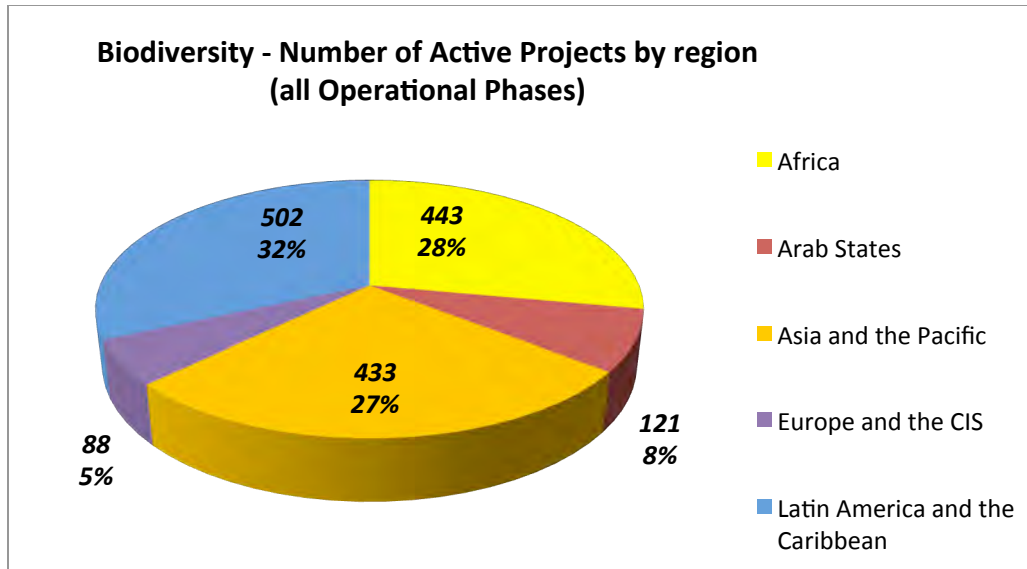
In terms of total co-financing, Latin America and the Caribbean raised the largest sum with US\$ 5.1 million, representing 96% of grants allocated by the GEF. While Europe and the CIS commenced a comparatively small number of projects during the reporting period, it raised by far the highest share of co-financing (213%). Similarly, the Arab State, despite starting the smallest number of BD projects during the reporting period, raised a substantial sum of co-financing (US\$ 1.4 million), representing 175% of allocated BD grants for the region (please see graph below).



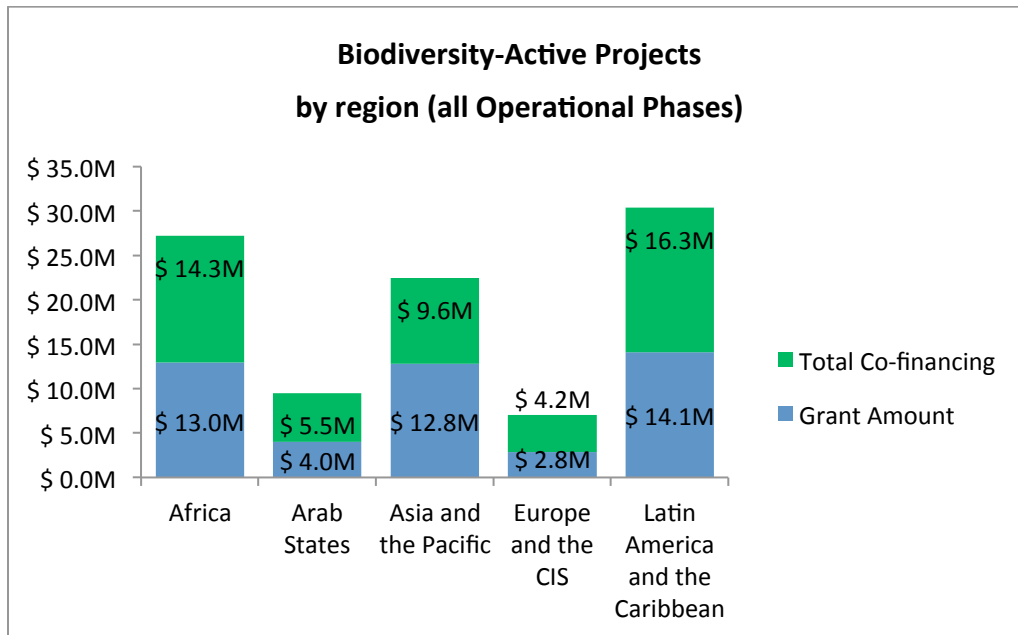
With Biodiversity representing the largest focal area of the GEF SGP project portfolio, the number of active projects is considerable. As illustrated in the table and figure below, 1587 BD projects were under implementation during the reporting period across all regions, with the largest share in Latin America and the Caribbean (502 projects, 32% of the global BD project portfolio), followed by Africa (443 projects, 28% of the portfolio) and Asia and the Pacific (433 projects, 27% of the portfolio). Overall, grants of US\$ 46.8 million were allocated for BD projects under implementation during the reporting period, with US\$ 49.9 million raised in co-financing (equivalent to 107% of GEF SGP grants).

Biodiversity: Total GEF SGP Active Projects from all Operational Phases during the period January 2011-June 2012 (amount in millions USD, database drawn from 15 Aug 2012)

Region	Number of Projects	Grant Amount	Co-financing in Cash	Co-financing in Kind	Total Co-financing
Africa	443	\$ 13.0M	\$ 8.3M	\$ 6.0M	\$ 14.3M
Arab States	121	\$ 4.0M	\$ 3.2M	\$ 2.3M	\$ 5.5M
Asia and the Pacific	433	\$ 12.8M	\$ 4.1M	\$ 5.6M	\$ 9.6M
Europe and the CIS	88	\$ 2.8M	\$ 2.8M	\$ 1.4M	\$ 4.2M
Latin America and the Caribbean	502	\$ 14.1M	\$ 6.6M	\$ 9.6M	\$ 16.3M
Total	1587	\$ 46.8M	\$ 25.0M	\$ 24.9M	\$ 49.9M



The largest sum of co-financing of active projects during the reporting period was raised in Latin America and the Caribbean (US\$ 16.3 million), followed by Africa (US\$ 14.3 million) and Asia and the Pacific (US\$ 9.6 million). As with commenced projects between January 2011 and June 2012, the largest ratio of co-financing compared to GEF SGP grants was raised by Europe and the CIS (150% co-financing), followed by the Arab States with 135% of co-financing compared to allocated grants.



With regard to the GEF strategic objective of mainstreaming biodiversity in production landscapes, GEF SGP finalized a catalogue on the sustainable use of biodiversity-based products in the Africa and Arab States region during the reporting period, which is expected to be launched at the upcoming COP11 of the CBD. This catalogue will be similar to the Latin America and Caribbean (LAC) region biodiversity based products catalogue which was successfully launched at the 4th GEF Assembly held in Uruguay in

2010, and reported in the CBD Business 2010 Newsletter on Biotrade.⁷ Additionally an on-line portal (biodiversity-products.org) has been developed by GEF SGP in partnership with the Progreso Network to profile the biodiversity-based products of the SGP at the global level and stimulate further interest among potential buyers and markets to increase opportunities for small producers.⁸

In February 2011, GEF SGP organized a global workshop under the Community Management of Protected Areas Conservation (COMPACT) programme for the nine participating GEF SGP countries in Saint-Louis, Senegal. The workshop comprised an exchange of experiences between different landscape conservation areas, examining topics pertaining to alternative livelihood strategies in relation to threats and pressures on protected areas, the development of protected area Local Consultative Bodies (LCBs), the sustainability of site-based grantee networks, as well as training on the use of conceptual modeling through the application of the Open



Standards (OS) approach and Miradi software through technical assistance provided by Foundations of Success (FOS). Local stakeholders and grantee partners such as protected area managers (from both sides of the Mauritania and Senegal Transboundary Biosphere Reserve), local grantee networks, and members of the GEF SGP Senegal National Steering Committee also participated in this workshop. The key outcome of the workshop was the strengthening of a mutually supportive network of GEF SGP expertise in landscape conservation, and transferring lessons from the landscape-level approach to two GEF SGP countries in Africa (Ghana and Ethiopia), which are interested in replicating the COMPACT methodology.



Vetiver Products from GEF SGP Mauritius

Within the BD focal area, numerous examples from the reporting period highlight the programme's significant impact on global environmental benefits as well as local and national practices, policies, ecosystems and livelihoods. For example, GEF SGP **Turkey** received 52 project applications, with approximately 50% addressing the BD focal area, and 11 out of 15 eventually funded contributing to biodiversity outcomes at the national level. The approved OP5 project interventions in Turkey will contribute to influencing a total of 26 protected areas

including 3 national parks, 4 Ramsar sites, 5 wildlife reserves, 1 special protection area, and 13 natural sites.

Through two new GEF SGP projects entitled "Steppe is Beautiful" and "Conservation of Teos Wildlife and Sand Dunes", applications for the establishment of two new wildlife reserves are in progress. As part of another active project from OP4, Turkey's first wildlife corridor has been designated by a project transforming degraded patches of land for wildlife conservation. The wildlife corridor, which is expected to contribute to the conservation of critical populations of carnivores, received strong support from the Minister of Forestry and Water Affairs, which considered the project a success story and presented the initiative as "Turkey's first Wildlife Corridor" in the Parliament.

⁷ <https://www.cbd.int/doc/newsletters/news-biz-2010-05-en.pdf>

⁸ [http://sgp.undp.org/img/file/Biodiversity%20Products%20From%20Latin%20America%20and%20the%20Caribbean\(1\).pdf](http://sgp.undp.org/img/file/Biodiversity%20Products%20From%20Latin%20America%20and%20the%20Caribbean(1).pdf)

In **Kazakhstan**, the project “Reduction of the irrational use of biological resources within the lake Koshkarkol important bird area, and restoration of its biodiversity by implementing the sustainable fishery modules” implemented by the NGO Alakol Tabigaty was awarded the ‘Paryz Social Responsibility Award’ by the President of the Republic of Kazakhstan within the category of “Contribution to the environment”. The GEF SGP project created a hatchery to increase valuable fish species around the *Sasykkol Alakol*-lake system. Over the past two years, more than 500,000 fish fry have been released annually into the lake, allowing for a gradual increase and conservation of fish stocks, also providing populations of migratory birds with fodder fish on the shores of the wetlands. A strong partnership and financial support from the business sector allowed for project implementation at such a substantial scale.

The principal work of GEF SGP **Guatemala** has been focusing on biodiversity. At the portfolio level, the programme in Guatemala has contributed to the protection of some 705 hectares of legally recognized protected areas, supported indigenous peoples living in the buffer zones of 705 acres of private nature reserves; protected 306 species of flora and fauna and reforested 179 hectares of land. SGP Guatemala also assisted with organic agriculture projects over a total area covering 126 hectares, and contributed to soil and invertebrate preservation of 65 hectares.

Over the same period, 15 CBO projects located in biodiversity rich areas were under implementation in **Cuba**. GEF SGP Cuba supported the reforestation of some 642 hectares with native species and established suitable conditions for the annual production of 91,000 seedlings of timber and fruit trees. A total of 1,038 families benefitted (accounting for 5,363 people, including 1,025 women) from these projects. Furthermore, a project for the collection of forest seedlings in the mountain-based system of humid tropical forests was under implementation during the reporting period. A total of 240 hectares were undergoing a silvicultural process to develop and maintain three seedbeds, from which five tons of valuable biodiverse seeds are collected annually. Another major outcome under the GEF SGP Cuba OP5 country strategy was the protection of mangrove through the sustainable farming of oysters (*Crassostrea rhizophorae*), and the piloting of new and innovative techniques such as the replacement and/or addition of synthetic materials to support mangrove root systems.⁹

In **Guinea Bissau**, which commenced its first set of projects during OP5, six GEF SGP projects have been approved, of which four are funded under the BD focal area. These NGO projects are working with four schools located in and around the *Cacheu* Protected Area, creating a forest nursery around each one. In order to reduce the consumption of firewood in the target landscape, each school has also installed a replicable and low cost model of improved stove. One school has been experimenting with a solar cooker for further dissemination and adoption by the community. In the same *Cacheu* Protected Area, the largest association of fishermen is replacing the prohibited fishing nets with legalized “ecological” fishing nets. In order to sustain the project, the fishers association has further created a credit box to help finance the replacement and complete phase out of the forbidden nets. In partnership with an association of men and women (AFAPNO) living in the *Orango* Protected Area (*Bijagos* archipelago and Biosphere Reserve), the NGO Noe Conservation established the first ever community radio station with a local youth team composed of 50% women and 50% men.

In accordance with the OP5 CPS overall biodiversity objective to engage NGOs in support of Protected Areas and sustainable livelihoods, GEF SGP **Egypt** had nine ongoing OP4 BD projects active during the reporting period, alongside with the approval of funding for four new OP5 projects in coordination with a GEF Full-Sized Project (FSP) on Protected Areas implemented by the Egyptian Environmental Affairs

⁹ CUB/SGP/OP4/Y3/RAF/2009/05

Agency. During OP5, notable achievements for SGP Egypt projects include: (i) maintenance of reefs by establishing 100 artificial reef structures (specifically manufactured for this purpose and placed in the studied target locations) to restore damage to the *Hurghada* coral reef; (ii) determining the current status of the Nubian Ibex in South Sinai (i.e. in coordination with the Nature Conservation Sector, government, and participation of the local community, camera traps were placed and a database was designed for the collected information); (iii) combating invasive plant species, and studying the impacts of climate change on endemic species in the *Gabal Elba* Protected Area; (iv) awareness raising for tourism and the private sector on social responsibility towards Protected Areas; and (v) audio-visual materials to the White Desert visitors Center.

As part of the ongoing implementation of OP4 projects during the reporting period, a GEF SGP **Ethiopia** community-based initiative with the Hawassa Lake Fishermen Association has stopped fishing during key months of the year. This project further achieved the establishment of a regulation that requires fishing nets to be placed at least 100 meters away from the lake shore (the primary breeding and juvenile growth area). As a direct result, members of the association reported that fish stock has been increasing. The decision to standardize the fishing net size has also promoted the sustainable use of fish resources in other lakes across the Rift Valley.

In the SIDS context, the BD portfolio of the GEF SGP **Fiji** sub-regional programme (Kiribati, Fiji, Nauru, Tonga, and Tuvalu) continues to build on a strong conservation network in the Pacific established *inter alia* through the Locally Managed Marine Areas (LMMA) network, World Wildlife Fund, Bird Life International, and the South Pacific Regional Environment Programme (SPREP). Of the total of five GEF SGP projects approved, the most common target has been support provided to at least ten ICCAs and enhanced livelihoods to communities through benefits generated from two formal Protected Areas. In particular, in relation to the global priority established by the CBD to expand the coverage of marine protected areas (MPAs), well-designed networks of Locally Managed Marine Areas (LMMAs) will be essential for coral reef conservation in the Pacific region (and elsewhere such as Kenya where the concept is taking root). The Fiji Locally Managed Marine Areas (FLMMA) network, with funding by GEF SGP, continues to support a collaborative partnership between sites and associated communities, government and non-governmental agencies, and supports LMMAs as a useful marine conservation and management tool. For the reporting period, GEF SGP funded five planning grants and one full project in support of the FLMMA initiative, with funding provided for the establishment of four provincial-based teams (referred to as the *Yaubula* Support Management Teams), which represent a practical approach to site-specific conservation.

In **Maldives**, land provided rent-free to a local community by the Island Council in Fiyoari has been cleared and prepared for propagating an endangered reed species (*Cyperus polystachyos*) used in traditional arts and crafts. Data collection for the documentation of traditional medicine and the conservation of the endangered species is underway. On the island of Naifarum, land has been prepared for implementation of a coral regeneration project. In Lhohi, a wetland was restored by redirecting a road to replant local species and regenerate plantlets to buffer the shoreline from wave action, and focal points have been trained for the formulation of mangrove and wetlands management plans.

For GEF SGP **Seychelles**, three biodiversity projects were completed during the reporting period. These projects addressed sustainable management of marine resource, tracking & monitoring of marine species, and the artisanal fishery protection of rabbitfish during spawning times. In the latter case, the GEF SGP project funded applied participatory research on breeding patterns of the rabbitfish, with the results feeding into a national co-management plan for marine resources. In addition, with GEF SGP Seychelles support, various species of sharks have been tagged and monitored around the north-west

coast of Mahe resulting in increased data on shark spawning grounds and juvenile nursery grounds (which will feed into the 'National Shark Plan of Action' for sustainable management of endangered shark species and shark populations at risk).

The GEF SGP **Bahamas** project 'Improvement of coastal habitats through the removal of invasive species' assisted the country in the implementation of the National Invasive Alien Species Strategy within Protected Areas (covering approximately 19 acres with the replanting of one acre of native mangroves). Another GEF SGP Bahamas project, 'Conserving Abaco's lobster populations by training fishermen in sustainable catch workshops', trained 200 fishermen in rural fishing villages on methods to ensure the sustainable catch of lobster and other fisheries products. Both GEF SGP projects have now been successfully completed and are being reviewed by other communities for replication to upscale the positive environmental impacts achieved.

During the reporting period, the GEF SGP **Ghana** biodiversity portfolio was composed of at least four projects that provided recognition and strengthened community capacities to improve the sustainability of ICCAs (i.e. sacred groves and dedicated community forests). GEF SGP Ghana also supports the implementation of the 'community resource management areas' (CREMA) strategy across selected geographic areas. The programme continues to collaborate with the Ministry of Lands and Natural Resources to complete the mapping of sacred groves and conducting ethno-biological assessment of the most significant ICCAs within the dry and moist forest ecosystems. In one case, GEF SGP seeks to extend the community-based conservation approaches to the landscape-level for priority areas around Global Significant Biodiversity Areas (GSBAs), World Heritage sites (WHS), biological corridors, hotspots, and important bird areas (IBAs). Another GEF SGP BD project supports community conservation efforts to rebuild and maintain socio-ecological production landscapes within the Tano River Basin to protect endangered pygmy hippopotamus and Mona monkeys. The project also sustains and enhances women's involvement in agro-biodiversity management at the community level.

In the same period, GEF SGP **Nepal** approved nine new BD projects, while four projects from OP4 continue to be implemented. The OP4 projects include efforts dedicated to vulture conservation, alpine biodiversity conservation in the Khumbu/Mt Everest region (strengthening a ban on juniper harvesting), and forest ecosystem conservation in the lowland Terai and mid hills. The vulture conservation project has shown very promising results. It introduced two new innovative approaches: a community managed "vulture restaurant" providing safe food for vultures and a 'Diclofenac-free zone' (DFZ). The project has been successful in increasing the vulture population (from 60 to 217 individuals and from 17 to 68 nests). For the first time, Dang district has been declared a DFZ. Eight vulture species are found in Nepal of which 3 species (white backed, slender billed and red headed vultures) are critically endangered, and one (the Egyptian vulture) is endangered. In 2012, a representative of this NGO project (Mr Hirulal Dangaura) won the national 'Environment Conservation Award' for his work on vulture conservation.

During the reporting period, 13 BD projects were under implementation by GEF SGP **Kyrgyzstan**, seven of which were successfully completed. As a result, more than 33,671 trees and bushes of endemic, rare species and species from the IUCN Red Book were planted. The total area of territories planted with trees, fenced or protected represented more than 112.5 ha. An inventory of flora and fauna was carried out in five projects with participation of local populations, universities, and school students. One popular scientific book, and one book about the history of micro reserve, were prepared for publishing. More than 50 families have directly benefited from GEF SGP projects along with students from three Universities, four schools, medical institutions, one National Park, and five tree nurseries often in remote areas of Kyrgyzstan.

Given that GEF SGP **Madagascar** was considered an OP4 ‘pure RAF’ country, funding for OP4 was entirely dedicated to the BD focal area. During the reporting period, approximately 118 OP3 and OP4 biodiversity projects were active influencing some 300,000 ha, and 280,000 people living in the humid and dry forests, as well as 80,000 ha of wetland, marine and coastal areas. In total, 42 OP3 and OP4 projects were completed during the reporting period (representing the combined collective conservation efforts of 67 CBOs comprising 20,000 households). One of the seven projects promoting ecotourism was awarded the 2012 Equator Prize. As of mid-2012, the GEF SGP national network comprises over 480 CBOs, influencing and connecting over 560,000 people all across the country.

With regard to globally significant species conservation, GEF SGP **Lao PDR** has been leading efforts to conserve the Siamese Crocodile (*Crocodylus siamensis*), an IUCN critically endangered species. The ‘Akiba Haiizi project’ funded by GEF SGP **Kenya** has been working closely with the Kenya Marine fisheries Research Institute (KMFRI) to address the rapidly dwindling population of endemic tilapia (*Oreochromis niloticus baringoensis*). The project has addressed the decline by rearing juvenile fish using both cages in the open waters of Lake Baringo, as well as fish ponds on land. At completion, the project had successfully released thousands of endemic tilapia into the lake, as well as farming large quantities of fish for sale in the local market. GEF SGP **Turkey** contributed to the conservation of 45,000 ha as a contribution to the ‘National Crane Action Plan’, alongside the vulture habitat in Dortdivan, representing support to 16 species on the IUCN Red Lists, which will best be conserved through direct contribution and management of local communities.

Over the course of 2011, GEF SGP **Uganda** developed a management plan for the Nawaikoke wetland system, recognized internationally as a RAMSAR site and habitat to a number of globally threatened birds including the Shoebill (*Balaeniceps rex*), Fox’s Weaver (*Ploceus spekeoides*), Papyrus Gonolek (*Laniarius mufumbiri*), and Papyrus Yellow Warbler (*Chloropeta gracilirostris*). The wetland system provides habitats for roosting, breeding, feeding and stopover sites for bird migration, as well as the *Sitatunga* and the Nile Crocodile, and is a haven for diverse fish species (in particular cichlids) extinct in the large lakes of Kyoga and Victoria.

Assistance provided by GEF SGP **Papua New Guinea** to remote and inaccessible communities enabled local communities to participate in the protection and management of many rare and endangered endemic species such as the tree kangaroo, leather back turtles and two crocodile species known as the Estuarine and New Guinea Crocodile. SGP PNG also significantly supported protection of ecosystems through a project on gazetting procedures, preparation of a local biodiversity assessment, development of an environment management plan, policy review on wildlife management areas (WMAs), and rehabilitation of denuded forests. During the reporting period, the ‘Sepik Wetlands Management Initiative’ was also successfully completed with replication in seven other villages (representing 50 different communities in total). In the process, GEF SGP assistance was provided for the development of management plans for ‘Crocodile Management Areas’, night counting techniques, monitoring of eggs harvesting, and compliance with the 1974 national ‘Crocodile Trade Act’. The trading of sustainably sourced crocodile products has resulted in a significant increase of income for local communities of 120,000-150,000 Kina per annum (approx US\$ 58-73,000).

In **Mongolia**, biodiversity conservation objectives have been addressed mainly by supporting community initiatives to declare ICCAs. Over the reporting period, six grants have been implemented to support ecosystem rehabilitation activities in the buffer zone of



Beekeeping in Mongolia

the *Bogd* mountain strictly protected area, conservation of the *Argali* sheep (a CITES endangered species) in *Nomgon* “community protected mountain”, planting rare and medical herbs, and rehabilitation of vegetation cover by supporting bee-keeping in three ICCAs.

In **Senegal** and **Mauritania**, the Community Management of Protected Areas Conservation (COMPACT) programme has supported initiatives in both countries, which make up the transboundary *Djoudj-Djawaling* Biosphere Reserve. COMPACT activities include restoration of flood control regimes and gates for wetland and water bodies in the Senegal river delta, as well as protection of wildlife habitats including four species of sea turtle (*Dermochelys coriacea*, *Eretmochelys imbricata*, *Chelonia mydas* and *Caretta caretta*) and 360 species of migratory birds, including critically endangered bird species (Osprey, Vulture, Peregrine Falcon, Kestrel, Spatula Europe, black-tailed Godwit, Avocet and Curlew).

GEF SGP **Syria** is successfully concluding the ‘Damascus Rose Project’ for the protection of the species with a very high cultural value to Syria’s heritage. Through the support from GEF SGP, the *Rosa damascene* cultivated area was increased by 300 ha, two nurseries were established, and numerous families received direct and indirect benefits through initiatives to protect mulberry trees and training employed young women on raising silk worms and production of handmade silk products for sale.

With regard to the promotion of agro-biodiversity, the ‘STEP Trust’ received support from GEF SGP **Zimbabwe** for the sustainable harvesting and conservation of the *Masengere* bamboo, which is used to make handicrafts. The project planted 300 indigenous trees and a tree nursery was established to provide seedlings to replant an area covering 5 hectares. The ‘Traditional Health Foods Trust’ targeted the conservation and promotion of traditional herbal plants and medicines. Through the promotion of new craft designs, the group was able to penetrate larger markets and participated at local exhibitions in Harare (recording an increase in income from US\$ 25 to US\$ 110 per month after the project). The project managed to design mechanisms to share equal access to benefits from indigenous medicinal plant resources at village level and beyond; a mechanism for preservation of indigenous knowledge on medicinal plants; and established a 0.5 ha gene bank for medicinal plants (in which 30 endangered species were protected).

Amongst the OP5 upgraded country programmes, the GEF SGP **Ecuador** portfolio was composed of five new OP5 projects, 51 on-going OP4 projects, and twelve projects being closed from OP3 and OP2 (all principally framed into the BD focal area). The projects have supported the preservation of biodiversity rich areas (five national parks, three ecological reserves, two biosphere reserves, six ICCAs, two wildlife refuges and one ecological corridor). In 2012, additional focus was also given to the review of GEF SGP results at the national level through the organization of knowledge fairs and related events as part of the civil society preparations for the Rio+20 conference, an important milestone that also marked the 20th Anniversary of SGP as a flagship programme of the GEF.

Climate Change Mitigation

The effects of climate change undermine development efforts and severely impact the poor, who rely on natural resources for their livelihoods most. In order to actively cope with these challenges, GEF SGP helps countries to mitigate adverse impacts of Climate Change and to contribute to the overall objectives of the United Nations Framework Convention on Climate Change (UNFCCC).

Under the focal area Climate Change (CC) Mitigation, GEF SGP supports community and non-governmental organizations in providing access to clean energy and sustainable transport, and improving energy efficiency and land use practices. In addition to reducing emissions and achieving global environmental benefits, GEF SGP climate change interventions help develop capacities of local communities and improve their livelihoods, empowering them to increase resilience to severe climate events and variability.

Between January 2011 and June 2012, 346 projects were commenced under the CC focal area. Overall, GEF SGP grant funding of US\$ 10.8 million was allocated for these 346 projects, with total co-financing of US\$ 14.6 million raised (equivalent to 135% of grants). The largest number of CC projects was started in Africa with 125 projects (36% of the CC project portfolio), which is followed by Europe and the CIS (107 projects, 31% of the project portfolio) as shown in the table and chart below. The remaining three regions had significantly smaller shares of the CC project portfolio.

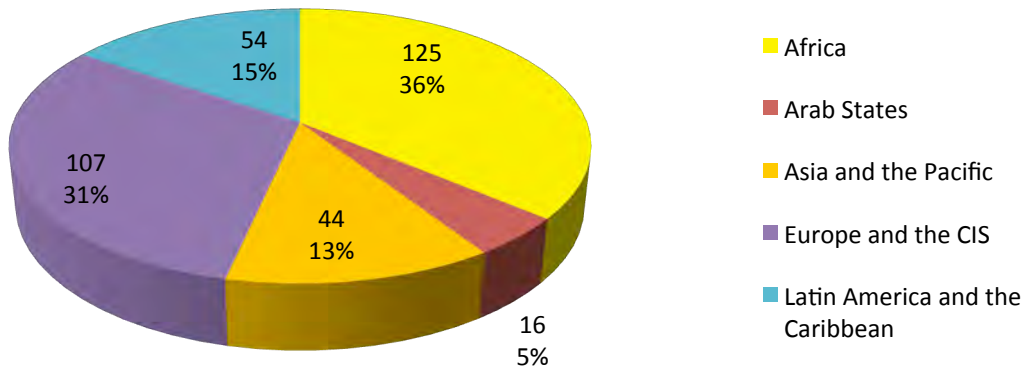
Climate Change: Total SGP projects commenced during the period January 2011 up to July 2012

(amount in millions of USD, database drawn from 15 Aug 2012)

Region	Number of Projects	Grant Amount	Co-financing in Cash	Co-financing in Kind	Total Co-financing
Africa	125	\$ 3.8M	\$ 1.8M	\$ 1.6M	\$ 3.5M
Arab States	16	\$ 0.5M	\$ 0.2M	\$ 0.1M	\$ 0.4M
Asia and the Pacific	44	\$ 1.4M	\$ 0.5M	\$ 0.8M	\$ 1.4M
Europe and the CIS	107	\$ 3.6M	\$ 3.8M	\$ 2.3M	\$ 6.1M
Latin America and the Caribbean	54	\$ 1.5M	\$ 1.7M	\$ 1.6M	\$ 3.2M
Total	346	\$ 10.8M	\$ 8.1M	\$ 6.5M	\$ 14.6M

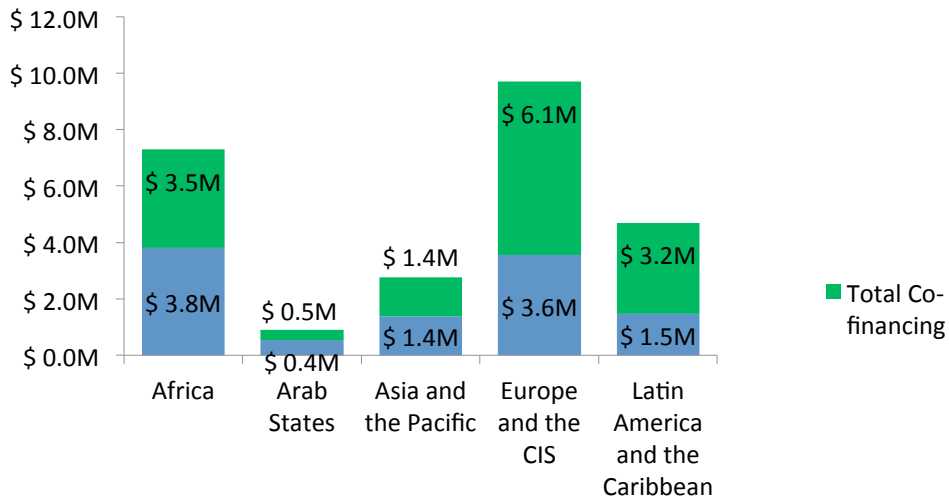
In Latin America and the Caribbean, 54 CC projects were commenced during the reporting period, which is equivalent to 15% of the GEF SGP CC project portfolio. This is followed by Asia and the Pacific (44 projects, 13%) and the Arab States with the smallest number of CC projects started during the reporting period (16 projects, 5%).

Climate Change-Number of projects by region



By far the largest amount of co-financing was raised in Europe and the CIS with US\$ 6.1 million for the 107 commenced projects during the reporting period. This is equivalent to 170% of GEF SGP grants allocated for these projects. The largest ratio of co-financing compared to grants for CC projects was in Latin America and the Caribbean, with US\$ 3.2 million of co-financing raised that is equivalent to 213% of grants.

Climate Change-project funding by region

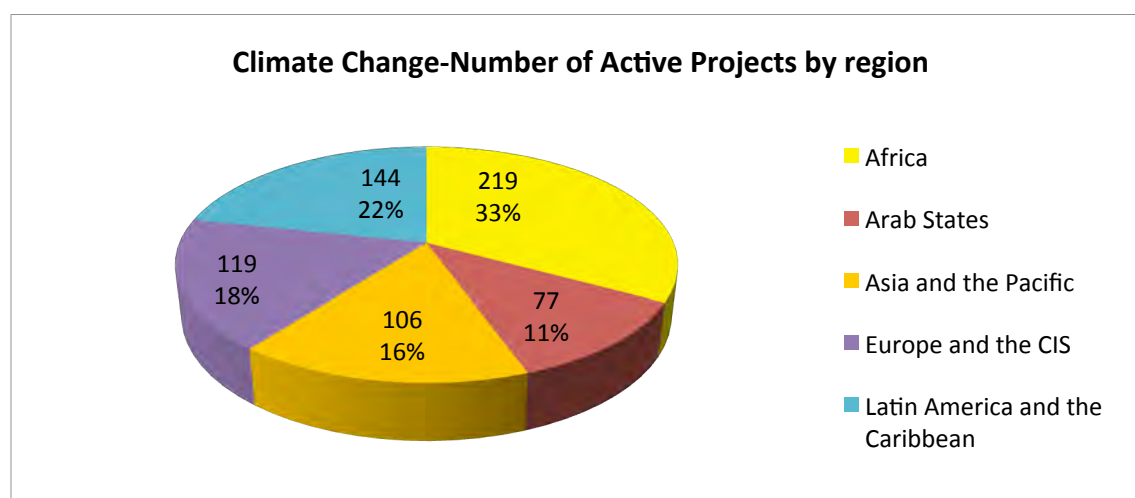


With regard to active projects, 665 CC projects were under implementation during the reporting period. The total GEF grant funding amounted to US\$ 20.4 million and was matched by US\$ 25 million of co-financing (including US\$ 13.9 million in cash and US\$ 11.2 million in kind). The total number of CC projects per region and corresponding financing is shown in the table and chart below.

Climate Change: Total SGP Active Projects during the period January 2011-June 2012 (amount in millions USD, database drawn from 15 Aug 2012)

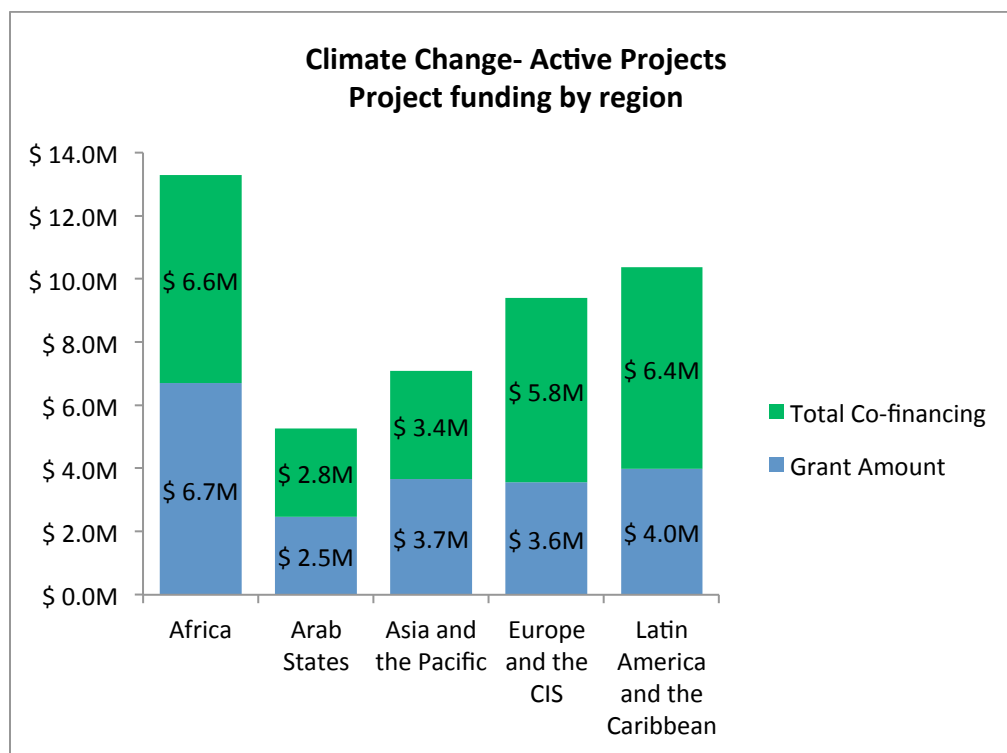
Region	Number of Projects	Grant Amount	Co-financing in Cash	Co-financing in Kind	Total Co-financing
Africa	219	\$ 6.7M	\$ 3.2M	\$ 3.4M	\$ 6.6M
Arab States	77	\$ 2.5M	\$ 1.8M	\$ 1.0M	\$ 2.8M
Asia and the Pacific	106	\$ 3.7M	\$ 1.3M	\$ 2.1M	\$ 3.4M
Europe and the CIS	119	\$ 3.6M	\$ 4.1M	\$ 1.7M	\$ 5.8M
Latin America and the Caribbean	144	\$ 4.0M	\$ 3.5M	\$ 2.9M	\$ 6.4M
Total	665	\$ 20.4M	\$ 13.9M	\$ 11.2M	\$ 25.0M

The largest number of CC projects under implementation during the reporting period was observed for Africa (219 projects), followed by Latin America and the Caribbean (144 projects) and Europe and the CIS (119 projects). Overall, the distribution of CC projects under implementation across the regions is much more evenly distributed than CC projects commenced. As noted above, new projects are primarily concentrated in Africa and Europe and the CIS.



The amount of co-financing secured in all regions is consistently on target as can be seen in the graph below. The largest amount of co-financing for CC projects under implementation during the reporting period was secured in Africa, with US\$ 6.6 million equivalent to 99% of grants allocated. This is followed by Latin America and the Caribbean (US\$ 6.4 million) and Europe and the CIS (US\$ 5.8 million). The largest ratio of co-financing was in Latin America and the Caribbean, equivalent to 160% of GEF grants allocated.

Active Climate Change Project funding by region¹⁰



During the reporting period, GEF SGP's climate change work continued to focus on promoting demonstration, development and transfer of low carbon technologies and transport with the aim of developing low carbon climate resilient communities. Additionally, during the reporting period GEF SGP started to develop a new area of the CC portfolio: conservation and enhancement of carbon stocks through sustainable land use and forest management at the community level. Therefore, some of the projects started and implemented during this period, particularly in renewable energy and energy efficiency, were replicating and scaling up successful models by adapting technologies to local needs and conditions and by creating partnerships. At the same time, other projects tested new ideas and innovative approaches in low carbon technology as well as in carbon sequestration. Moreover, a number of current initiatives have had policy impacts at the national and local levels.



Picture 1. Efficient stove for institutional use, Kenya

Improved energy efficient stoves are one example of a community technology successfully adapted and scaled up globally by GEF SGP. During the reporting period, a number of countries in different regions (Bhutan, Bolivia, Burkina Faso, Burundi, Cambodia, El Salvador, Ethiopia, Chile, Comoros, Guinea Conakry, Guatemala, Guinea Bissau, Kenya, Cote d'Ivoire, Pakistan, Nigeria, Nicaragua, Nepal, Namibia, Morocco, Zimbabwe among others) implemented efficient stove projects using locally appropriate technologies and community mobilization approaches.

¹⁰ Amount in millions of USD, source: GEF SGP database, 15 Aug 2012

Multiple examples are worth pointing out. In **Nepal**, a rice husk stove was developed to use local materials; in **Morocco**, efficient oven technology was used for traditional pottery and bread production; and in **Cambodia**, efficient stoves were used for sugar palm processing. In **Nicaragua**, the country team was working on systematization and dissemination of knowledge about efficient stoves and preparing a strategic project in partnership with other development organizations. This project will cover the entire country, where 50% of the energy consumed is sourced from wood. Such projects help to decrease black carbon, a potent short-lived climate pollutant, which is estimated to reduce the warming expected by 2050 by up to 0.5 degrees Celsius¹¹. At the same time, such interventions prevent millions of premature deaths, particularly of women and children most exposed to smoke and soot. In Morocco, Chile, Comoros, Guatemala and Guinea Bissau GEF SGP efficient stove projects implemented during the reporting period specifically helped women and children and contributed to improving their health. CPMT, in partnership with country teams, is currently working on systematizing efficient stove methodologies and approaches successfully tested by GEF SGP worldwide and preparing detailed guidance and knowledge products.

Similarly, other Energy Efficiency (EE) interventions implemented during the reported period in Armenia, Kazakhstan, Morocco, Romania, Slovakia, Tajikistan, Uzbekistan, Vietnam and other countries resulted in significant reductions of greenhouse gas (GHG) emissions, emergence of innovative approaches and dissemination of lessons learned. In **Armenia**, the EE measures implemented in a community kindergarten resulted in the reduction of 13 tons of CO₂ emissions and cost savings of US\$ 5,700 annually from decreased consumption of fossil fuels. In **Slovakia**, insulation and light bulb replacement in poor households resulted in 40% energy savings. In **Kazakhstan**, GEF SGP disseminated information about successful EE interventions in national and international forums. In **Morocco**, GEF SGP partnered with the European Union and other development partners to promote access to renewable energy and EE technologies through microfinance.

Additionally, a number of renewable energy (RE) demonstration projects were implemented by GEF SGP countries during the reporting period. The RE technologies most often employed by GEF SGP included solar, biogas, biomass, wind, small hydro and geothermal energy. Some technology demonstration projects focused on finding innovative and locally appropriate solutions for communities resulting in a number of innovations. Others built partnerships to upscale interventions generating larger emissions reductions and more community benefits.

Solar energy is one area in which GEF SGP scaled up a number of locally appropriate solutions in numerous countries. Various solar technology demonstrations were implemented around the world in Botswana, Benin, Jordan, Cameroon, Jamaica, Kenya, Kyrgyzstan, Kazakhstan, Ethiopia, Maldives, Mauritania, Mongolia, Syria, Yemen, Nicaragua, Palestine, Peru, Senegal, Cote d'Ivoire, Tanzania, Thailand, and Zimbabwe, among others. **Mongolia**, **Syria** and **Yemen** employed solar water pump technologies to reduce fossil fuel use for water supply appropriate for each country's climate and local conditions. In **Benin**, solar stoves were used to power local salt production. In **Maldives** and **Mauritania**, solar lighting projects are being implemented. GEF SGP **Botswana** partnered with Barclays Bank to install solar home systems reducing emissions and improving health of poor community members. GEF SGP **Jordan** also established partnership with the private sector and used microloans to replicate a successful community solar initiative employing water heating technology. In **Kyrgyzstan**, a community-based organization supported by GEF SGP helped organize a woman-operated revolving fund to finance

¹¹ Source: Drew Shindell, et al. "Simultaneously Mitigating Near-Term Climate Change and Improving Human Health and Food Security," *Science* 335, 183 (2012).

solar installations. In **Kenya**, indigenous communities and people with disabilities implemented solar technology demonstrations, creating income generation opportunities in addition to energy access. In **Senegal**, ten of the country's 14 regions are involved in demonstration and upscaling of a solar cooker technology with women particularly benefitting from training opportunities. As a direct result of GEF SGP projects, 432 tons of CO₂ were avoided annually, while as a result of upscaling and partnerships established through GEF SGP, a total of 7,215 tons of CO₂ emissions per year were avoided. The partial substitution of butane gas, firewood and charcoal with solar cookers has reduced the use of butane gas cylinders by almost one third, firewood by nearly two thirds and charcoal over one half, which altogether mitigated CO₂ emissions by 40%.

Biogas technologies are another good example of GEF SGP developing locally appropriate solutions, placing a large emphasis on knowledge sharing, replication and upscaling worldwide. GEF SGP employed biogas technologies in Cameroon, Cuba, Ethiopia, Lesotho, Kenya, Mauritius, Mongolia, Nepal, Paraguay, Thailand, Tanzania, Uruguay, Uzbekistan, and Vietnam, among others. In **Kenya**, biogas installation is being upscaled considerably (7-fold) to trigger the benefits of economies of scale with financial institutions developing a lending scheme, masons/artisans setting up base in the target region and shops selling requisite appliances manufactured by the private sector. In **Uruguay**, biogas digesters installation on dairy farms resulted in 50% substitution of used butane gas with biogas. The project was selected for replication and upscaling by the government and a publication with methodology description and lessons learned was prepared to share knowledge.



Picture 2. Biogas production in Uruguay

In **Mongolia**, where livestock is one of the major GHG emission sources, GEF SGP supported the development of an innovative methodology for biogas production in a cold climate, which was the first such experience in the country. This biogas production facility is now owned and run by the herders themselves. In **Nepal**, the Women Environment Preservation Committee won the prestigious SEED Gender Equality Award for their outstanding work on deriving biogas from household solid waste. To date, 54 such waste fed biogas plants have been constructed. In **Uzbekistan**, GEF SGP is supporting a project that is testing how biogas can be used as a source of heating for different types of greenhouses and preparing technical documentation on consumption and production of energy. In **Paraguay**, the national university worked on locally appropriate designs of biodigesters, which will be shared regionally and globally. The CPMT is currently working on systematizing results and lessons learned from global demonstrations of this technology and plans to produce a comprehensive knowledge product.



Picture 3. Wind Turbines, Caribbean Maritime Institute, Jamaica

Other renewable energy technologies such as small hydro, geothermal, wind and biomass were not as widely applied; however, a number of innovations, which can potentially be scaled up, emerged in several GEF SGP countries. While small hydro was implemented in a number of countries including Madagascar, Malaysia, Mongolia and Fiji, among others, this technology received particular attention in the **Dominican Republic**. A comprehensive program focusing on the development of community-managed micro-hydro systems (126kW in total) and forest management contributed to the reduction of 440 tons of CO₂ per year due to reforestation and

forest conservation as well as 820 tons of CO₂ emissions avoided per year through generation of electricity from renewable sources. As a result, 450 families have gained access to electricity improving their income generation and educational prospects, with women and youth among those who directly benefit. The pioneering work of GEF SGP Dominican Republic was highlighted in a number of international conferences and scientific journals. The CPMT is currently working on preparing knowledge products to share globally.

In **Bulgaria**, technology demonstrations include geothermal energy, a potentially interesting area that has not yet been sufficiently explored on a small scale. In **Jamaica**, a learning center was established to demonstrate the use of wind technology for producing potable water by reverse osmosis, usually a very energy consuming process used for desalination. The project has already attracted attention of the government and influenced national energy policy. It is likely to be upscaled with the center being used for training of engineers.



Picture 4. Biomass briquettes production, Romania

While a number of countries implemented biomass projects during the reporting period, two innovative initiatives implemented in Romania and Ukraine were highly effective, have the potential to be replicated and received national awards. In **Ukraine**, the project focused on energy willow planting and utilization and received national recognition at the “Green Awards Ukraine” competition. As a result, biomass energy was introduced in local strategies and plans. In **Romania**, the project utilized biomass derived from agricultural waste and implemented a sustainable solution for heating with 200 tons of briquettes produced annually, while involving local authorities and the private sector in the process. The project laid the ground for sustainability and replication

by raising awareness and involving the community in making decisions to increase the share of renewable energy use at the local level. The project received the “National Energy Globe Award”, an international environmental prize awarded by Austria.

Sustainable transport technologies have not received sufficient attention in the GEF SGP CC portfolio to date. Such projects constituted only 5% of the portfolio in the last two operational phases, compared to 33% for renewable energy projects. Transport options are more dependent on overall infrastructure development, markets, geography and other local conditions, thus limiting their potential for upscaling and replication. However, in addition to more traditional non-motorized transportation projects implemented in several countries, including Romania, Syria and Ukraine, a number of notable innovative ideas emerged during the reporting period. In **Bulgaria**, a GEF SGP funded project installed the first charging station for electric vehicles powered by solar energy in the country. In **Ghana**, GEF SGP supported unemployed youth in manufacturing bamboo bicycles for efficient low carbon rural transportation and livelihood enterprise development. The trainees are farming native bamboo and building safe, reliable and multi-purpose bicycles suitable for the high terrain in Ghana. A community-based social enterprise was set up to produce the bamboo bikes and a 2.5 ha bamboo plantation is being established with technical support from the Forest Research Institute of Ghana. In **Macedonia**, GEF SGP is supporting a land reclamation project to remove heavy metals from the soils growing crops (turnip, beets, sunflower) to be used for biodiesel production.

Conservation and enhancement of carbon stocks through sustainable management and climate proofing of land use, land use change and forestry (LULUCF) is a new area for GEF SGP. However, it builds on an extensive biodiversity portfolio with many proven community-based reforestation and sustainable forestry initiatives as well as numerous successful land degradation projects. Even in the CC portfolio, carbon storage projects amounted to a significant 28% in the last two operational phases. GEF SGP is looking to capitalize on this experience in OP5, particularly focusing on innovation and testing new methodologies such as peat land and mangrove restoration and community carbon accounting. During the reporting period, many GEF SGP countries started implementing reforestation/afforestation projects and the CPMT is preparing to release detailed indicator guidance for measuring CO₂ emissions avoided. Additionally, several notable innovative initiatives emerged during the reporting period. In **Belarus**, local communities were involved in efforts to promote the recovery of wetlands to protect carbon stocks and reduce GHG emissions as well as restore traditional occupations, such as mushroom and berry picking. As a result, the hydrological regime was restored and rehabilitation of ecosystems and biodiversity are visible in an area of more than 800 ha with the avoidance of annual emissions of about 16,000 tons of CO₂. Such peat lands are extremely important contributors to climate change since they are sensitive to disturbances that can lead to the release of a large amount of emissions from a small area. Peat lands conservation and restoration are considered to be “low hanging fruit” of climate change mitigation¹². Therefore, such innovative projects are important for accessible GEF SGP community as well as global efforts and can lay the foundation for large-scale emissions reduction measures.

Mozambique, Bahamas and other countries supported mangrove restoration projects to reduce GHG emissions. Mangroves store two to four times more carbon than rainforests because of their complex root structures that trap large amounts of organic sediments underwater, slowing the process of decay and building storage of soil carbon. It is estimated that despite accounting for only 0.7% of the forest area destroyed, mangrove destruction contributes 10% of the global emissions from deforestation each year¹³. Mangrove restoration projects can be effectively replicated, providing a high carbon storage value as well as other community benefits such as improved fishing, protection from storm surges and ecotourism.

GEF SGP **Panama** supported the development of a participatory methodology to measure carbon sequestration in indigenous community forests. GEF SGP **Indonesia** is helping communities to take part in the development of ecosystem restoration plans and REDD+ projects to ensure that local stakeholders participate and benefit from international carbon trade regimes.

During the reporting period, a number of GEF SGP projects demonstrated that despite of their small scale they have significant policy impacts at local, regional and national levels. In **Bulgaria**, GEF SGP’s renewable energy demonstration projects contributed to the development of a new law on renewables and Bulgaria’s energy efficiency action plan. In **Fiji**, a small hydro project aimed to achieve a policy change and a paradigm shift among local stakeholders toward affordable hydro-electric schemes for villages. The project aims to empower the people of three target villages to manage hydro-power facilities, and to enable policy linkages at the provincial and national levels. In **Lebanon**, GEF SGP supported grantee partners in encouraging the central government to replicate a successful project model for renewable energy demonstration. In **South Africa**, high-level advocacy with the national parliament and the energy regulatory body resulted in the recommendation to adopt favorable energy

¹² Source: Wetlands International and FAO. “Peatlands - guidance for climate change mitigation, conservation, rehabilitation and sustainable use,” May 2012.

¹³ Source: Daniel C. Donato et al. “Mangroves among the most carbon-rich forests in the tropics,” *Nature Geoscience* 4, 293–297 (2011).

tariffs. In **Turkey**, the GEF SGP country team has been involved in the preparation and implementation of a National Climate Change Strategy through information exchange based on the lessons learned in the field. In **Ukraine**, in addition to 83,447 tons of CO₂ emissions avoided as a result of climate change projects supported by GEF SGP Ukraine, nine local policies were informed and influenced by the project and two new technologies were introduced. In **Vietnam**, GEF SGP projects informed local policies and the country programme provided lessons learned to a number of government and international programs.

Many GEF SGP countries built integrated portfolios using various technologies and approaches and reported on emissions reductions at the portfolio level. In **China**, ten projects supported the use of renewable energy and low-carbon transformation at the community level. Technologies included biogas, solar water systems and solar photovoltaics, which aim to reduce dependency on protected area forest timber resources and fossil fuels, which previously produced 3,642 tons of CO₂ emissions per year. Energy efficiency projects, including energy-saving stoves, energy-saving hypocaust, bamboo buildings and urban household low-carbon activities, will reduce around 288 tons of CO₂ emissions per year. In total 3,930 tons of CO₂ emissions are currently avoided per year through GEF SGP projects in China.

In **Costa Rica**, GEF SGP energy efficiency and renewable energy projects have prevented emissions of 924,016 tons of CO₂: 165.6 tons through the installation of 138 biogas digesters, 39.82 tons by reducing the burning of wood, 67.5 tons through solar drying of coffee, and 923,779.7 tons through low carbon agriculture practices. The expansion of organic coffee and organic agriculture also helped preserve over 243,554 tons of carbon stored in soils. Altogether, partner organizations have planted 92,027 trees for protection and reforestation, as well as 88,813 crop plants in sustainably managed areas of over 1,143 hectares throughout this period.

In **Cuba**, priority was given to communities without access to the national power grid that are located in remote areas and near sensitive ecosystems. A new technology was introduced for the production of biogas from animal waste, thereby reducing methane emissions into the atmosphere. A total of 494 families, or 1,824 people, directly benefited from these projects. A total of 1,233 people were trained and 50 new jobs were created with a priority for women. Estimates indicate that emissions into the atmosphere decreased by 289 tons of CO₂ equivalent annually. Furthermore, firewood consumption decreased by 4,785 m³ on a yearly basis through the introduction of efficient cook stoves. Over 172 hectares of forest were reforested and soil conservation actions were undertaken on 305 hectares of land. The project offered feasible economical solutions that can now be mainstreamed by the country's pork producers. A total of 237 households located in these remote communities now receive electricity through the use of renewable energy sources (hydro-energy and photovoltaic power). Additionally, 15 photovoltaic and wind-based water pumping systems were installed in communities that are not connected to the grid. Farmers were trained as technicians for the assembly and maintenance of the photovoltaic systems, as well as for the sustainable use of the community's natural resources.

GEF SGP **India** has a portfolio of several innovative and effective EE and RE projects, one of which has introduced energy efficiency measures in the textile sector. As a result of this project 69 energy efficient stoves and 7 solar water heating systems were installed in textile units, with co-financing from the textile industry and the government. These measures led to emissions reductions of 2,007 tons of carbon and savings of 510 tons of firewood per day. These interventions will also help to create a sustainable and profitable enterprise and will reduce emissions from textile units in the entire region. GEF SGP further supported the upgrading of two non-functional traditional wooden water mills to metallic water mills that are generating 3 kW of power, which are used for carpet and shawl weaving, grain grinding and domestic lighting by 40 families. The participating communities have sold nearly US\$

700 worth of materials, carpets, mats and shawls within one year. The energy efficiency interventions also included replacing 4,000 incandescent bulbs at household and community centers with energy efficient CFL and LED bulbs, leading to a reduction of 1,140 tons of CO₂ emissions annually with an average use of seven hours per day. To avoid indiscriminate use of wood from forests around a wildlife sanctuary and reduce the smoke released into atmosphere, nearly 1,000 smokeless cook stoves were developed and distributed after providing training on their usage. Consequently, the consumption of wood was reduced by 40% in each household. Furthermore, 150 biogas plants based on an innovative technology using the wastewater from rubber latex production were established. The project aimed to reach out to the poor, small and marginalized farmers in the remote, hilly areas of the region. Co-financing of US\$ 55 from the participating community and a government subsidy of US\$ 45 per digester were added to ensure viability and ownership. Training community members to become local grassroots biogas engineers and obtain gainful employment also created a replicable business model for the area. The grantee has already been approached to support the installation of 2500 biogas plants through a large-scale government project.

Based on the above review of the results achieved during the reporting period by GEF SGP Climate Change projects, it can be concluded that the portfolio is on track with the OP5 priorities set in the global Project Document. A number of examples illustrate upscaling of successful initiatives through partnerships with governments, development partners and the private sector. Many country programs are testing innovative community technologies and approaches, and providing valuable models and lessons learned. In the new carbon sequestration area, innovative methodologies such as wetlands and mangrove restoration as well as community carbon accounting are being tested. The quality of reporting of indicators across country portfolios still varies and the CPMT is working on detailed indicator guidance to ensure consistency, particularly on the reporting of emissions avoided and other global outcomes.

Land Degradation

The Land Degradation (LD) focal area supports the implementation of the UNCCD and its strategy is derived from the millennium ecosystems assessments and the 10-year UNCCD strategic plan. It aims at improving community capacities to implement integrated approaches for pastoral, agricultural and forestry management. In OP4, LD activities dwelt on creating and demonstrating good practices on adaptive community-based land management, incorporating indigenous knowledge and modern practices to address the degradation of agricultural land, rangeland, and forests landscapes.

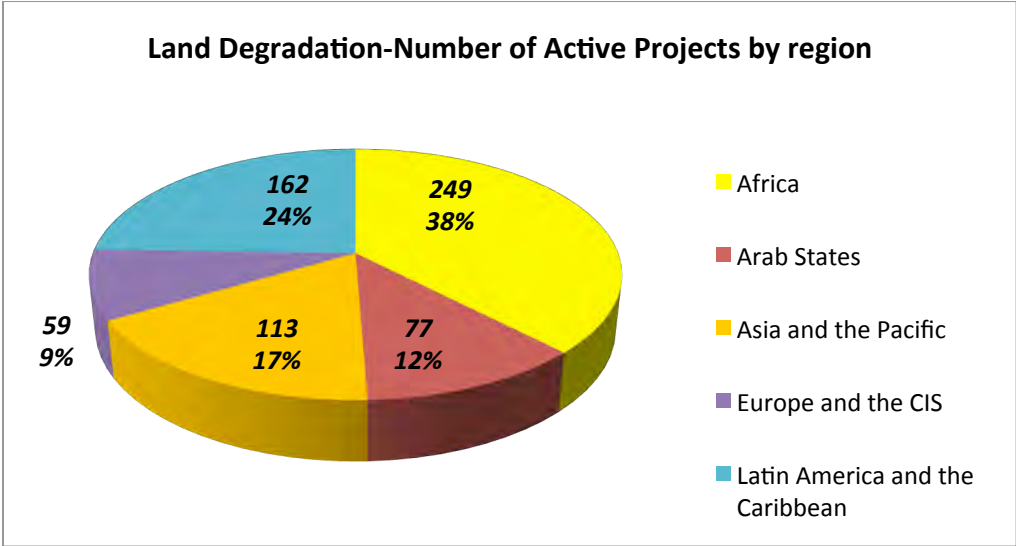
This is still the key focus of LD during OP5, but two strategic objectives are pursued by GEF SGP projects: i) maintaining or improving the flows of agro-ecosystem services to sustain livelihoods of local communities; and ii) reducing pressures on natural resources from competing land uses in the wider landscapes. In the quest to realize these two strategic objectives, 660 LD projects were under implementation globally during the reporting period. Grants of US\$ 19.3 million were allocated for LD projects globally and US\$ 20.5 million were raised in co-financing. The table and charts below give an overview of the LD portfolio in terms of projects, regions, and financing during this period.

Total GEF SGP Active Land Degradation Projects during the period January 2011-June 2012 (amount in millions USD, drawn from SGP database on 15 Aug 2012)

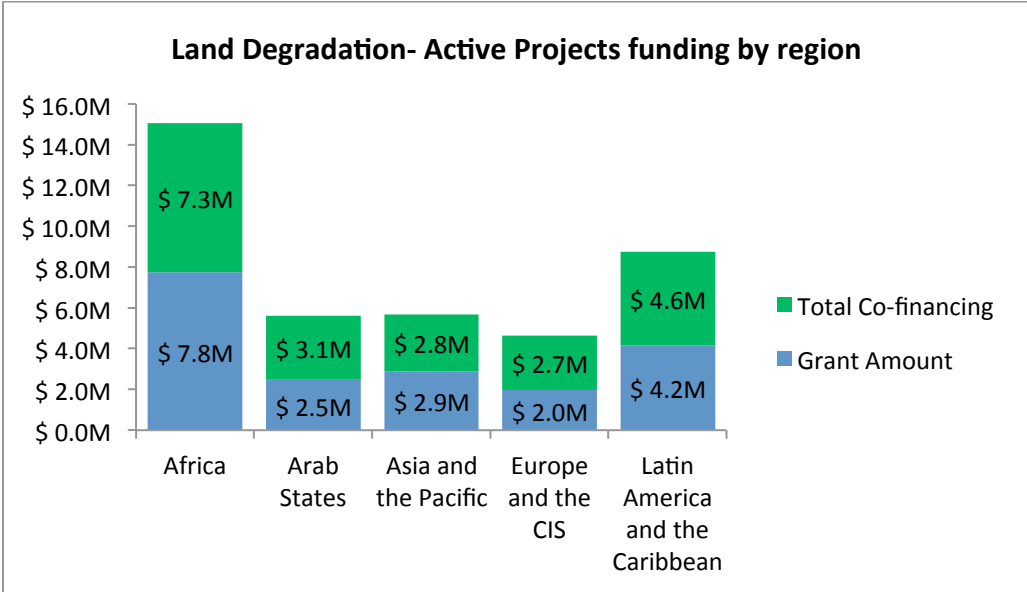
Region	Number of Projects	Grant Amount	Co-financing in Cash	Co-financing in Kind	Total Co-financing
Africa	249	\$ 7.8M	\$ 2.6M	\$ 4.7M	\$ 7.3M

Arab States	77	\$ 2.5M	\$ 2.0M	\$ 1.1M	\$ 3.1M
Asia and the Pacific	113	\$ 2.9M	\$ 1.0M	\$ 1.8M	\$ 2.8M
Europe and the CIS	59	\$ 2.0M	\$ 1.9M	\$ 0.8M	\$ 2.7M
Latin America and the Caribbean	162	\$ 4.2M	\$ 1.6M	\$ 3.0M	\$ 4.6M
Total	660	\$ 19.3M	\$ 9.2M	\$ 11.3M	\$ 20.5M

Africa showed the highest number of projects with 38% of the portfolio, followed by Latin America and the Caribbean (24%), and Asia and the Pacific (17%). The Arabs States implemented 12% of the LD project portfolio, while Europe and the CIS had the smallest share of LD projects (9%).



In total numbers, the largest amount of co-financing was raised in Africa, corresponding to the size of the Africa LD portfolio. However, the Arab States secured the largest ratio of co-financing to grants, with co-financing equivalent to 124% of grants.

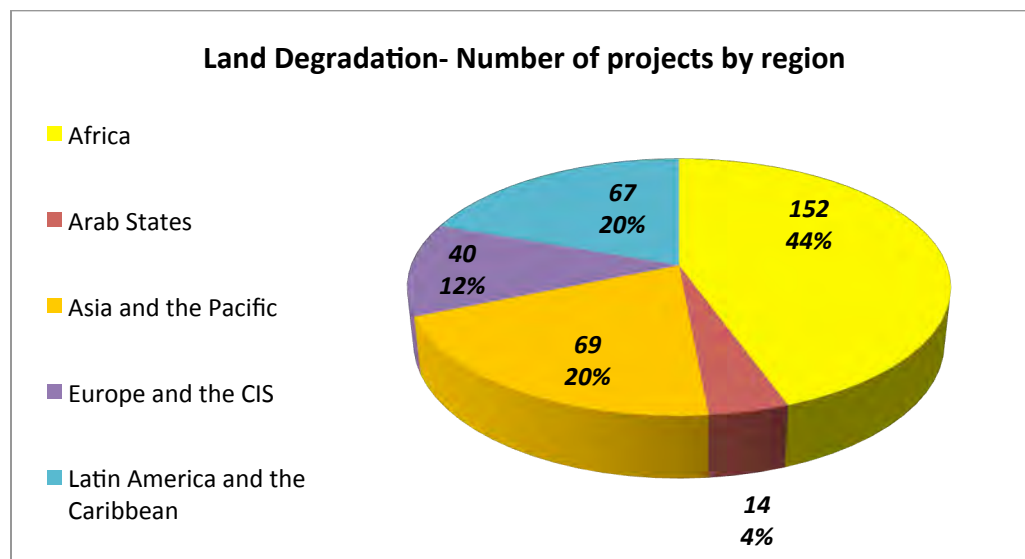


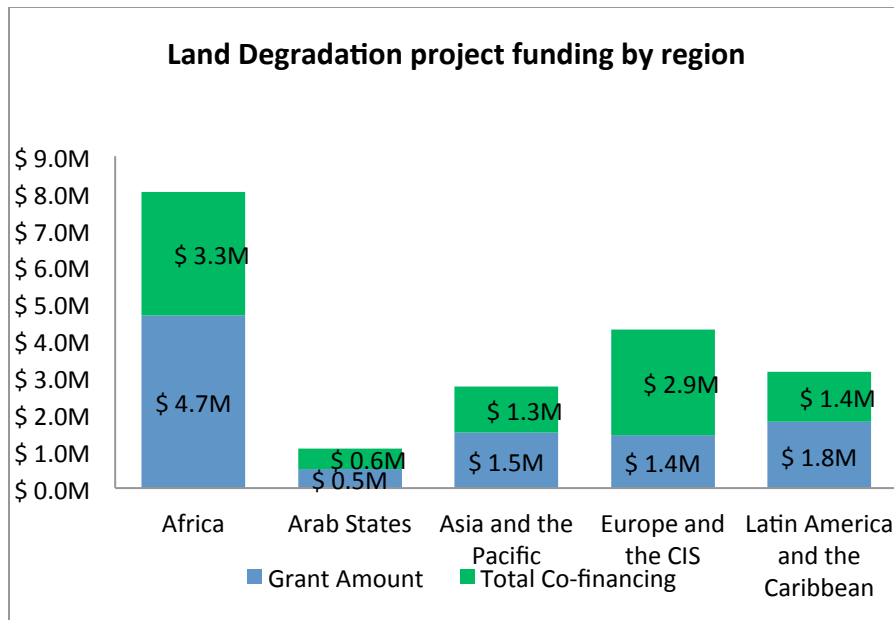
However, during the reporting period, 342 new projects were initiated across regions with the regional distribution detailed in the table below. The resources earmarked for these projects included US\$ 9.9 million in grants and US\$ 9.4 million in co-financing, which respects the GEF co-financing requirement of a 1:1 ratio.

Total of GEF SGP Land Degradation projects commenced during the period January 2011 up to July 2012 (amount in millions USD, database drawn from 15 Aug 2012)

Region	Number of Projects	Grant Amount	Co-financing in Cash	Co-financing in Kind	Total Co-financing
Africa	152	\$ 4.7M	\$ 0.9M	\$ 2.4M	\$ 3.3M
Arab States	14	\$ 0.5M	\$ 0.3M	\$ 0.3M	\$ 0.6M
Asia and the Pacific	69	\$ 1.5M	\$ 0.7M	\$ 0.6M	\$ 1.3M
Europe and the CIS	40	\$ 1.4M	\$ 1.9M	\$ 0.9M	\$ 2.9M
Latin America and the Caribbean	67	\$ 1.8M	\$ 0.3M	\$ 1.1M	\$ 1.4M
Total	342	\$ 9.9M	\$ 4.0M	\$ 5.3M	\$ 9.4M

The 342 LD projects that commenced in the reporting period, with total financing of US\$ 9.9 million, focused on the development and testing of cropping patterns, land management to strengthen ecosystems resiliency, adaptation of practices to avert climate change impacts, sustainable forestry, and sustainable grazing practices. During this reporting period, Africa started the largest number of LD projects, followed by Asia and the Pacific, Latin America and the Caribbean, Europe and CIS and Arab States. The relative strengths of each region in terms of number of projects and resources allocated are illustrated in the chart and figure below.





Land Degradation has generally been the most cross cutting theme among the five GEF focal areas in OP4 and this continues in OP5. Consequently, 42% of LD projects are reported to have an integrated approach for multiple global environmental benefits, including those related to the protection and sustainable use of biodiversity, climate change mitigation and adaptation, the protection of international waters and reducing the use of persistent organic pollutants. The cross cutting nature of LD is visible in numerous projects including those focusing on sustainable land management in protected areas and/or in biodiversity hotspots, promotion of local crop varieties resistant to climatic impacts, reforestation or non-forest ecosystem rehabilitation by improving carbon stocks, production of sustainable biomass energy while improving soils and reducing the need for firewood, conservation of water resources and pollution abatement by reducing the use of toxic chemicals in agriculture. These community-based projects benefitted from indigenous knowledge, with country programmes highlighting good practices that can be replicated across ecosystems and landscapes. Some examples of country programme results in diverse landscapes across different regions follow, and illustrate the substantial efforts and achievements of GEF SGP LD projects.

In Europe, GEF SGP **Armenia** supported community-level initiatives on integrated natural resource management and sustainable land use practices aimed at addressing desertification and land degradation issues. Excellent agricultural practices based in soil and water conservation were implemented in order to enhance agro-ecosystem services. The country programme further invested in local capacity building for community-based sustainable land management (SLM) practices that integrate land, water, biodiversity and environmental management. Two OP4 projects monitored over this period focused on: i) rehabilitation of at least 100 ha of farmlands through the application of biological ponds for domestic wastewater treatment in the Parakar community. This innovative, small-scale and cost-effective water treatment technology is the first such successful pilot in Armenia with great replication and upscaling potential in OP5; and ii) introduction of sustainable land use and agro-biodiversity conservation practices in the Dprabak community through establishment of a 4-ha certified community-owned organic orchard.

In OP5, also in Armenia, two projects were approved which aimed at re-introducing sustainable pasture management systems in Gargar and Gyulakarak communities for the improvement of agro- and forest-



Additional livestock fodder planted, Gargar

ecosystem services and improvement of livestock, resulting in about 251 ha of restored and sustainably managed land; and ii) establishing a 7 ha demonstration and training center for organic agriculture in degraded lands of Akunq community through the introduction of innovative, resource-saving management approaches, technologies and organic farming practices. The project also aimed at improving SLM capacities of farmers throughout Armenia. In terms of global environmental benefits, 7 ha of lands will be restored and at least 250 ha sustainably managed by the project.

Current LD projects in SGP **Lao PDR** primarily deal with sustainable land management through implementation of innovative and indigenous land management practices. The projects aim to encourage the improvement of agricultural practices near protected areas, forested landscapes and watershed lands by working with the communities in order to prevent degradation. Overall, the area of degraded land to be restored included cultivated land, village areas and other community land-use zones, estimated to cover 1,260 ha. Sustainably managed land in one of the project sites measured approximately 200 ha. It is also estimated that around 198 hectares of protected forest have been established with GEF SGP support. Furthermore, a total of 235 households have been involved in the project with 2,178 people benefitting from project implementation activities and their results. Some households among the targeted families were able to generate additional annual income of up to 2 million Kip (approximately US\$ 240) through participation in GEF SGP supported LD livelihood projects. Direct impacts of the projects in the conservation of designated protected areas, which were fulfilled through campaigns and creating awareness on existing local environment policies, resulted in proper management of an estimated 200 hectares of farmlands.

In **Paraguay**, land degradation is one of the country's main environmental concerns and is primarily the result of inappropriate land use and insufficient knowledge on soil conservation techniques. In OP5, GEF SGP Paraguay promoted two projects focusing on sustainable practices of managing soil degradation processes. Complementing these projects, the local government of San Joaquin, located in Caaguazú Department, supported the establishment of nurseries, reforestation of watercourse banks, and the diversification of traditional crops with the inclusion of medicinal herbs. In addition, the political goodwill and actions from the local municipality has promoted the creation of a conservation area to be managed by the community. In the communities of Balanza, Cantera Boca and Capitán Cué of Caaguazú Department, the problem of soil degradation has been adequately addressed by the promotion of agro-ecological management methods. These methods are primarily based on promoting soil conservation techniques such as the use of contour lines, agricultural lime to correct soil acidity, crops to cover soil, agroforestry-pasture systems, organic fertilizers and organic pesticides, resulting in restoration of 80 hectares of land.

In Africa, GEF SGP **Togo** has initiated many land degradation abatement projects which are on-going. These projects are integrated with other focal areas and are helping to promote sustainable agricultural practices such as crop diversification to reduce risks as well as judicious use of fertilizers and other agrochemicals. Other key strategies used are soil and water conservation through improved tillage methods, introduction of agro-forestry approaches to reduce erosion, promotion of suitable land uses (including no farming options), and improved management of agricultural waste. This required the involvement and strengthening of viable traditional systems and mechanisms to resolve conflicts over land use, community-based protection and rehabilitation of sensitive sites, fire management practices,

encouraging the replenishment of ground water recharge, sustainable management of forests and woodlands, especially in non-protected areas using viable indigenous management systems, and rehabilitation of degraded deforested areas. Through these strategies and methods, SGP Togo has initiated restorative rehabilitation of over 100 ha of degraded land, which will provide sustainable land use options.

In the Arab States, the GEF SGP *Jordan* portfolio is a good example of how communities have approached the issue of degraded site management. The Land Degradation focal area represents the highest percentage of projects (41%) in Jordan in the reporting period, with most of the projects being implemented by local communities in poor deprived areas. More than 60% of the projects are implemented by women CBOs and activities include soil conservation measures to reduce land degradation, water harvesting for households use using traditional rainwater collection cisterns and ploughing steep land with local farm animals. The LD portfolio included two projects that target people with special needs by integrating the physically challenged in sustainable rural agro-development. Another project was aimed at promoting the sustainable use of natural resources at the community level in the Jarash governorate, and was implemented by the Jordan Forum for Business & Professional Women that targets unemployed women and youth. The results of these projects show that on average each project served 50-60 households (2,000-3,000 people) that directly benefited with additional households being influenced by the project's community activities. It is estimated that over 25% of Jordan's rural areas are classified as rangeland; more than 400,000 ha of rangelands were rehabilitated during this period. The key lessons learned are that these projects, although aimed at addressing community water needs through better practices of water harvesting, have also given communities a sense of ownership and the motivation to sustainably manage resources and ecosystems. Furthermore, the enhanced direct livelihood benefits for the communities provided the necessary momentum to sustainably manage degraded lands.

Sustainable Forest Management

Sustainable Forest Management (SFM) has been specifically identified in OP5 as a multi-focal area of relevance for the programme, although projects focused on forests have always been part of GEF SGP's portfolio in different focal areas. Hence, in the reporting period, the global SFM portfolio remained comparatively small with regard to other focal areas and only 31 countries were able to report on SFM projects so far. It is noted that the focal area was not funded as a discrete GEF focal area but rather derives most of its projects from the main GEF focal areas of Climate Change, Land Degradation and Biodiversity. While most countries did not report on planted and protected forest areas, 16 countries did indicate a total forest coverage of approximately 1,038,209.27 ha with either planted or protected forests during the reporting period. These community-established or protected forests contribute to the realization of the GEF strategic goal of achieving multiple environmental benefits from improved management of all types of forests. Project activities effectively provided forest ecosystems services and improved livelihoods of communities dependent on the use of forest resources. Projects primarily aimed to: i) increase ecological connectivity and improve forest biodiversity values at landscape levels; and ii) promote good management practices in community and small-holder forestry.

A portfolio review conducted in November 2011 found that there were 1,600 forestry-based projects across regions. Forestry projects represented 17% of all projects within the Climate Change focal area, 16% of projects in Land Degradation, and nearly 14% of projects in Biodiversity. Additionally, most of the forestry projects were found in Latin America and the Caribbean (42%), followed by Africa with 27%

and the Asia and Pacific with 20%. Arab States and Europe and CIS regions did not have significant SFM components within their project portfolios.

To illustrate the results of the portfolio, a few projects from selected countries are highlighted below. In Europe, SGP **Armenia's** OP5 project portfolio includes two initiatives directly or indirectly promoting sustainable management of forests and woodlands. One of the projects focused on the restoration of degraded forests (7 ha) through the implementation of sustainable forestry practices in Chambarak community. The second, a natural regeneration project covering an area of 200 ha, focused on the introduction of a sustainable pasture management system in Gargar and Gyulakarak communities for the improvement of agro- and forest- ecosystem services, as mentioned above. The forest is protected by a 1,200 meter fence to prevent livestock access. It has introduced alternative grazing schemes in parallel with the construction of new livestock watering points, as well as enhancing local capacity to implement community forestry practices.

In Latin America, an SGP **Guatemala** project supported the protection of 705 ha of a classified protected area, and the direct reforestation of 179.27 ha. The reforested area includes forest and fruit trees as well as forest nurseries under community management. The communities are composed of indigenous people, with a predominant share of women working in the nurseries. The forest area is not only expected to reduce vulnerability of communities to hazards such as mud- and landslides, but to also strengthen existing community forests and reduce negative impacts from previous unsustainable practices. These forests will further contribute to household food security through agroforestry practices aimed at reducing crop loss caused by strong winds or frost. In addition, the reforestation helps to conserve habitats for different endemic species such as the *pinabet* (*Abies guatemalensis*), *aguacatio* (little avocado, which is an important bird food), avocado, resplendent quetzal, and many other species of amphibians, local reptiles and migratory birds.

In the Pacific, the GEF SGP **Fiji sub-regional programme** implemented two projects that supported community forest rehabilitation, including reforestation, raising tree seedlings, tree planting, enrichment planting and enhancement of the protection of significant watersheds. Both projects involved working partnerships with Fiji's Forestry Department, communities, forest owner groups and provincial officials. One of the projects, covering 3,000 ha of forest, focused on sustainable reforestation and wealth creation for degraded lands in Nadroga Province and directly benefitted two villages of about 100 households (600 people). It is a large area of widespread and rapid soil degradation caused by the loss of forest cover and exacerbated by frequent grass fires and poor agricultural and land use practices. The project activities are expected to have strong positive implications and demonstration effects for the entire region.

In **Ghana**, two SFM projects were under implementation during the reporting period. One project promoted sustainable land use, land use change, and sustainable woodland management in the Bimbila Traditional Area to reduce forest emissions while supporting forest conservation through community afforestation and natural regeneration. The project seeks to contribute to sustainable land management in Bimbila through capacity building of farmers, introducing them to sustainable agriculture practices and promoting sustainable livelihoods. The second project seeks to restore degraded lands in the coastal savannah through sustainable land management, biodiversity conservation and sustainable livelihood activities. The



project also seeks to develop the capacity of women farmers to adopt innovative forest practices and access market opportunities.

The SFM projects in **Tajikistan** aimed at promoting community afforestation and joint management of forests at the local level, which is considered a high priority of the GEF SGP Tajikistan Country Programme Strategy during GEF OP5. Although GEF SGP Tajikistan has not supported projects specifically on SFM previously, there are projects which promoted joint forest management and community-based nurseries development, and contributed to conservation of forests and reduction of forest degradation at the local levels. Establishment of community-based nurseries and tree plantations in mountain and production landscapes are being implemented under almost all projects. Thus, under GEF SGP core funding and co-financing from UNDP, around 1,000 kg of *Saxaul (Haloxylon)* seeds were planted in 60 ha of land to prevent erosion and desertification in 3,000 ha. ; some 5,000 pistachio tree seedlings were grown in the community nurseries and replanted in 12 ha of land to ensure income-generation for forest-dependant local communities; more than 10,000 fruit trees (apricot, pomegranate, apple, cherry, etc.) were planted in over 100 ha of rain fed and production landscapes to prevent land erosion, reduce occurrences of natural disasters (landslide, avalanches, flush-floods, etc.) and ensure food security and employment. Further, SGP established 50 community-based nurseries with the capacity to produce more than 20,000 seedlings of forest and fruit trees every year for the reforestation of 500 ha of mountain and production landscapes annually.

International Waters

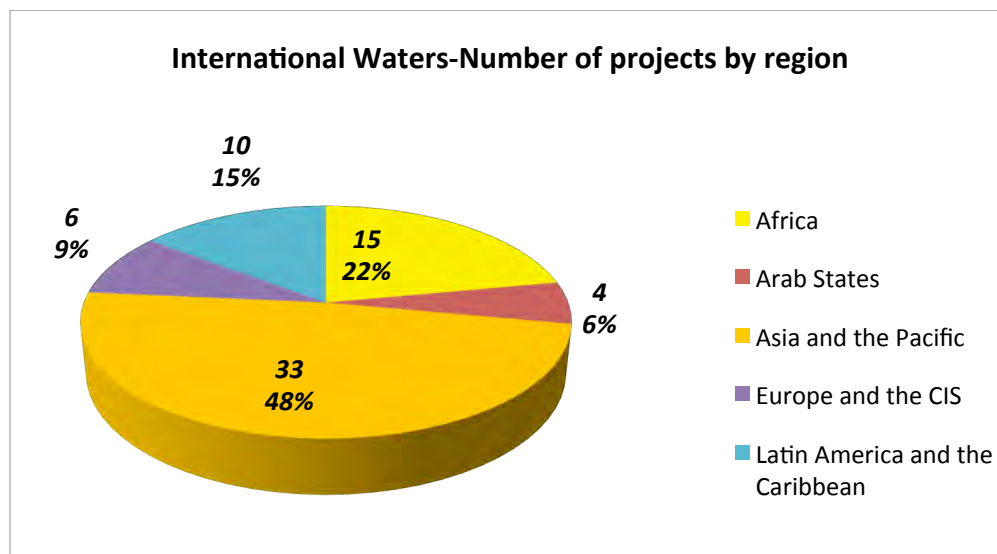
The GEF International Waters (IW) Focal Area addresses sustainable development challenges faced by countries sharing transboundary surface- and groundwater, as well as other marine systems. The ocean covers 70 percent of the World, and 60 percent of the land lies in transboundary surface and groundwater basins. Most water systems are connected and transboundary, and are hence covered by the GEF IW mandate.

As in previous years, GEF SGP continues to develop and implement its IW portfolio through a regional partnerships approach. During the reporting period, GEF SGP established a partnership with the Pacific Integrated Water Resources Management (IWRM) project, and strengthened its efforts in implementing the regional Strategic Action Programme (SAP) in the South China Sea and the East Asian Seas Strategy. The IW portfolio focused on: 1) conservation and rehabilitation of coastal ecosystems and habitats; 2) prevention and reduction of land-based pollution; 3) freshwater resources management; and 4) fisheries, land and forest as well as other natural resources management. During this reporting period, the IW portfolio also piloted sustainable underground water management in Kyrgyzstan and Syria.

From January 2011 through June 2012, 68 new IW projects were commenced globally, as indicated in the table below. The total amount of GEF SGP grants allocated for starting IW projects during this time period was US\$ 2.1 million, with a total of US\$ 2.8 million raised in co-financing, representing 133% of allocated grants.

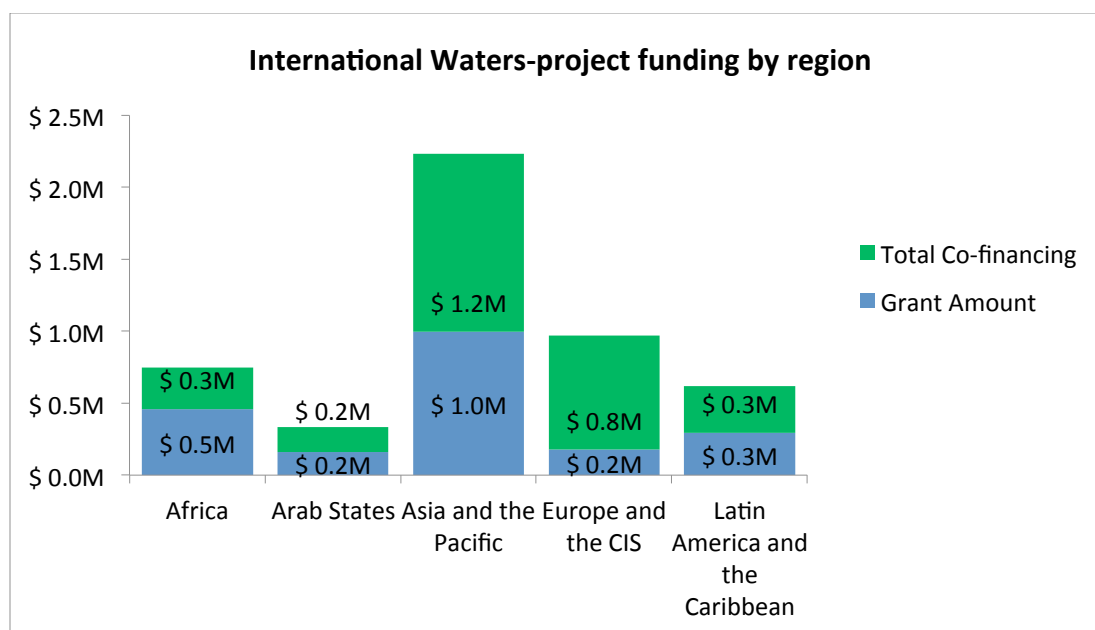
International Waters: Total of GEF SGP projects commenced during the period January 2011 up to July 2012
(amount in millions of USD, database drawn from 15 Aug 2012)

Region	Number of Projects	Grant Amount	Co-financing in Cash	Co-financing in Kind	Total Co-financing
Africa	15	\$ 0.5M	\$ 0.1M	\$ 0.2M	\$ 0.3M
Arab States	4	\$ 0.2M	\$ 0.0M	\$ 0.1M	\$ 0.2M
Asia and the Pacific	33	\$ 1.0M	\$ 0.2M	\$ 1.1M	\$ 1.2M
Europe and the CIS	6	\$ 0.2M	\$ 0.4M	\$ 0.4M	\$ 0.8M
Latin America and the Caribbean	10	\$ 0.3M	\$ 0.0M	\$ 0.3M	\$ 0.3M
Total	68	\$ 2.1M	\$ 0.7M	\$ 2.1M	\$ 2.8M



As illustrated in the chart above, Asia and the Pacific had the largest share of the global GEF SGP IW portfolio (33 projects making up 48% of the portfolio), followed by Africa (15 projects, 22% of the IW portfolio) and Latin America and the Caribbean (10 projects, 15%). Europe and the CIS and the Arab States had the smallest share of new IW projects commenced.

By far the largest proportion of co-financing was raised in Europe and the CIS, demonstrating a ratio of 4:1 of co-financing to grants allocated for new IW projects, despite the comparatively small share of IW projects with respect to other regions.

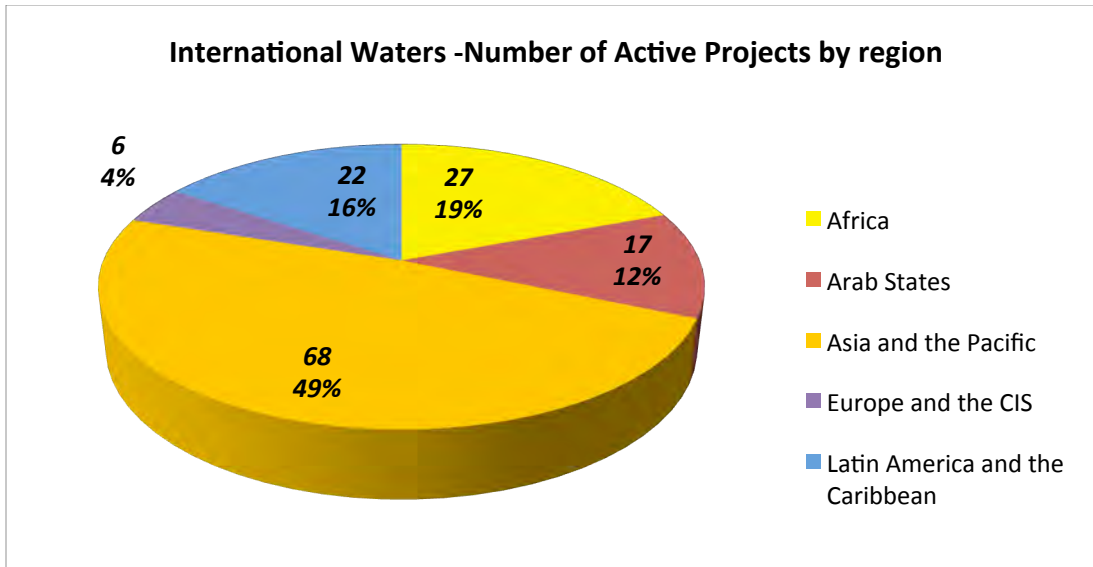


With respect to all active ongoing projects during the reporting period, 140 GEF SGP IW projects were under implementation with GEF funding of US\$ 4.6 million and US\$ 6.4 million in co-financing, representing 140% compared to allocated grants. The table below illustrates the regional distribution of active IW projects.

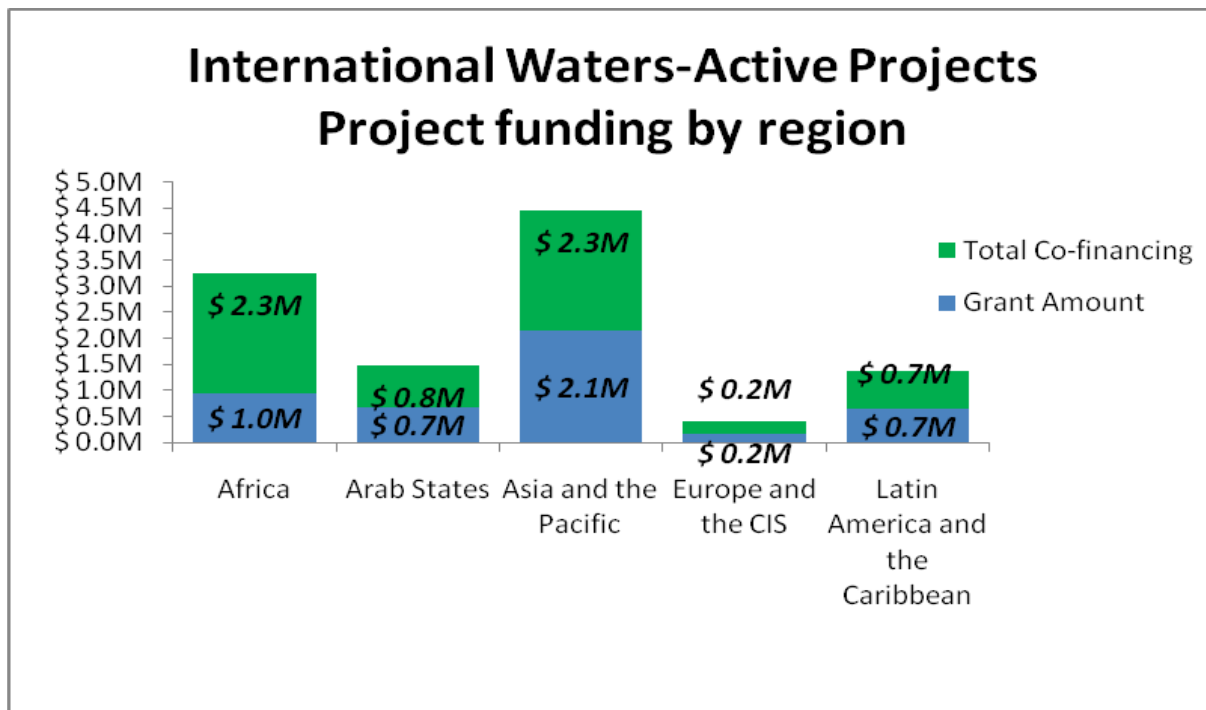
International Waters: Total GEF SGP Active Projects during the period January 2011-June 2012 (amount in millions USD, drawn from SGP database on 15 Aug 2012)

Region	Number of Projects	Grant Amount	Co-financing in Cash	Co-financing in Kind	Total Co-financing
Africa	27	\$ 1.0M	\$ 1.7M	\$ 0.6M	\$ 2.3M
Arab States	17	\$ 0.7M	\$ 0.4M	\$ 0.4M	\$ 0.8M
Asia and the Pacific	68	\$ 2.1M	\$ 0.3M	\$ 2.0M	\$ 2.3M
Europe and the CIS	6	\$ 0.2M	\$ 0.2M	\$ 0.0M	\$ 0.2M
Latin America and the Caribbean	22	\$ 0.7M	\$ 0.1M	\$ 0.6M	\$ 0.7M
Total	140	\$ 4.6M	\$ 2.7M	\$ 3.7M	\$ 6.4M

The largest number of IW projects under implementation during the reporting period can be observed for Asia and the Pacific, comprising 49% of the global GEF SGP IW portfolio. Africa demonstrates the second largest number of active IW projects with 27 projects and 19% of the portfolio, followed by Latin America and the Caribbean (22 projects, 16% of the IW portfolio).



The largest GEF IW grant amount was allocated in the Asia and the Pacific region, with a total of US\$ 2.1 million for 68 projects, and GEF SGP raising US\$ 2.3 million in co-financing, which is equivalent to almost 110% of co-financing compared to grants. Remarkably in Africa, GEF SGP achieved 230% of co-financing (US\$ 2.3 million) compared to the total amount of GEF grants (US\$ 1 million) committed during the reporting period for 27 projects.



In **Burundi**, the IW portfolio focused on sustainable lake management. One project located at the *Cohoha* Lake (a lake shared by Burundi and Rwanda) supported the planting of a physical belt of 10 kilometers of *Aeschynomene elaphroxylon*, a tree species that facilitates fish reproduction. This project

also delimited a buffer zone of 10 kilometers by this lake and implemented erosion control measures over 10 kilometers. Another project, situated at the *Rweru* Lake (also a lake shared by Burundi and Rwanda), planted a physical belt of 6 kilometers in length with *Penisetum purpureum* and additionally created a buffer zone. This project implemented also erosion control measures over 6 kilometers, which prevents erosion of soil into the lake. The same project planted more than 180,000 trees in villages neighboring the Rweru Lake.



In **Cambodia**, GEF SGP supported three CBO projects under the International Waters portfolio. The results from these three projects include the establishment of 320 hectares (ha) of protected area of sea grass. Sustainable management practices have been applied to implement the South China Sea Strategic Action Plan in three provinces (Kompot, Kept and Koh Kong), contributing to sustainable use and management of 2,106 ha of mangrove forest and replanting 52 ha of mangrove trees in degraded areas within community management areas (Kompot and Koh Kong provinces). Additionally, more than 2,665 ha of community fishing grounds were conserved.

In **Honduras**, seven projects were funded in Pacific and Atlantic waters for the conservation of transboundary natural resources such as fisheries shared with neighboring countries like Nicaragua and El Salvador. These projects contribute to the conservation of the *Robalo* (*Centropomus* sp.), which is a marine fish species of high commercial value, and supported the conservation of 453 ha of mangroves, the Ramsar site and the Rio Platano Biosphere. Conserved species include: *Rhizophora mangle*, *Rhizophoraceae* *Rhizophora racemosa*, *Rhizophoraceae* *Avicennia germinans*, *Avicenniaceae* *Avicennia bicolor*, *Avicenniaceae* *Laguncularia racemosa*, *Combretaceae* *Conocarpus erectus*, and *Combretaceae*. Through the seven international waters projects, 259 families (1,799 people), of which 70 families belong to the indigenous Miskito Indian population, directly benefitted from project implementation and results. 97% of the project participants are poor and of these 80% live in extreme poverty. Project activities and results included the banning of shark fishing, the development of eco-tourism as an alternative livelihood, and the promotion of responsible and sustainable fishing, among others.



In **Kyrgyzstan**, the local population initiated a project for protecting and sustaining the environmental balance in the *Shudugor-Ata* site, a sacred place for local people. Three springs from underground waters in this area were considered to have a therapeutic effect. They flowed into the *Ak-Suu* river and many pilgrims came to this site to pray, sacrifice and drink water from the springs. As a result of the growing anthropogenic pressure, the site began degrading. Humans and animals polluted the springs and their surrounding environment through cattle grazing, waste and chemicals. The CBO Nurjibek worked closely with the site's religious authority as well as the village authority to establish rules for visitors. The religious authority shared the funds it received from visitors with the CBO, which allocated them for cleaning the plot, planting and growing trees and protecting the site environment. The CBO planted 1,000 trees and bushes on 2 ha of land, constructed covers over the springs, built a lavatory and refuse pit, and installed trash bins, 4 benches and a board with information about the site and the rules for visitors. Local school students now periodically clean the site and have hung 20 nests to create

incentives for birds to return. Four seminars for local villages were conducted to raise awareness of the site’s vulnerability and to inform visitors about local rules and regulations. The activities initiated by the CBO decreased the pressure on the site and the springs, hence improving environmental and cultural wellbeing as well as livelihoods of the local population.

Chemicals

The goal of the GEF's Chemicals Focal Area – also called Persistent Organic Pollutants (POPS) – is to promote the sound and sustainable management of chemicals throughout their life cycle to minimize significant adverse effects on human health and the global environment.

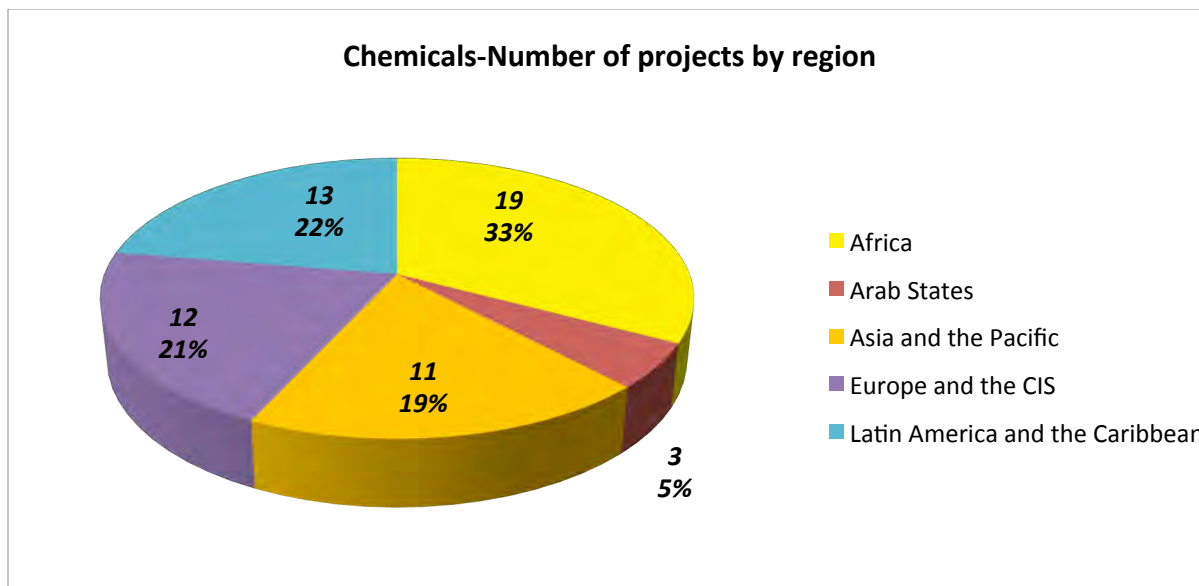
There were 108 active chemicals projects during the reporting period with total GEF funding of US\$ 3.5 million generating US\$ 3.5 million in co-financing. Table 2 presents the regional distribution and funding allocation of the chemicals portfolio of active projects. Remaining the smallest focal area portfolio, it focused on: 1) pesticide management in agriculture and organic farming; 2) reduction of chemicals usage and contamination; 3) avoidance of open burning of solid waste; and 4) capacity development, awareness raising and knowledge sharing. In GEF-5, the focal area expanded to cover other chemicals beyond the Stockholm Convention and heavy metals. During the reporting period, GEF SGP has piloted activities to control and reduce mercury pollution in Mozambique, Tajikistan and Ukraine.

Between January 2011 and June 2012, 58 new GEF SGP Chemicals projects were started globally, as indicated in the table below. The total amount of GEF SGP grants allocated was US\$ 1.8 million, with a total of US\$ 1.9 million raised in co-financing, of which US\$ 0.8 million was raised in cash and US\$ 1.1 million was contributed in kind by communities, grantees and partners.

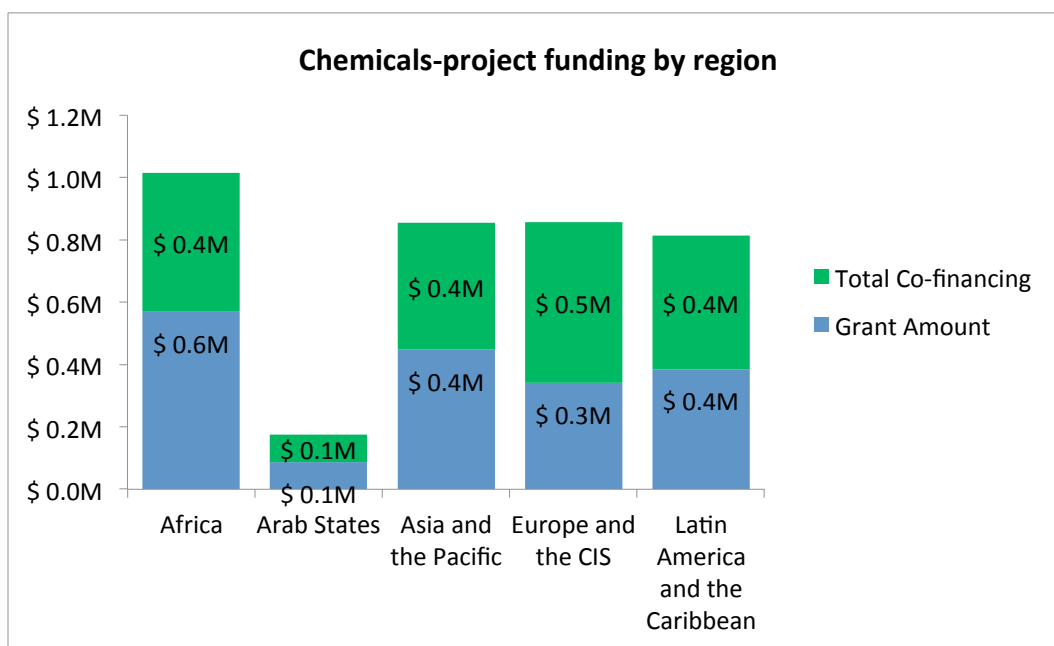
Chemicals: Total of GEF SGP projects commenced during the period January 2011 up to July 2012 (amount in millions of USD, database drawn from 15 Aug 2012)

Region	Number of Projects	Grant Amount	Co-financing in Cash	Co-financing in Kind	Total Co-financing
Africa	19	\$ 0.6M	\$ 0.2M	\$ 0.2M	\$ 0.4M
Arab States	3	\$ 0.1M	\$ 0.1M	\$ 0.0M	\$ 0.1M
Asia and the Pacific	11	\$ 0.4M	\$ 0.2M	\$ 0.3M	\$ 0.4M
Europe and the CIS	12	\$ 0.3M	\$ 0.3M	\$ 0.3M	\$ 0.5M
Latin America and the Caribbean	13	\$ 0.4M	\$ 0.1M	\$ 0.3M	\$ 0.4M
Total	58	\$ 1.8M	\$ 0.8M	\$ 1.1M	\$ 1.9M

The global portfolio of GEF SGP Chemicals projects is fairly evenly distributed among at least four of the five regions. The largest number of Chemicals projects commenced in Africa during the reporting period, with 19 projects representing 33% of the global portfolio. Latin America and the Caribbean, Europe and the CIS, and Asia and the Pacific started a similar number of projects with 13 (22%), 12(21%) and 11 (19%) projects in each of these regions respectively. A much lower number of Chemicals projects were commenced in the Arab States (3 projects, 5%).



In terms of funding and co-financing, Africa received the largest grant funding allocated for Chemicals projects, which corresponds with the most projects commenced in this region. The largest sum of co-financing was raised in Europe and the CIS, also representing the largest ratio of co-financing compared to grants, with co-financing equivalent to 167% of the grant amount.

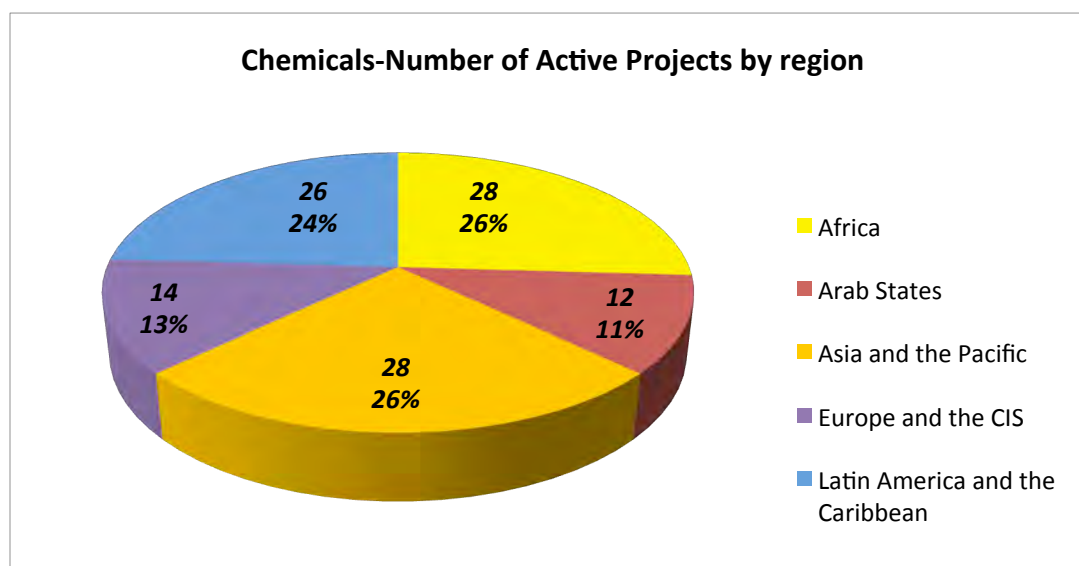


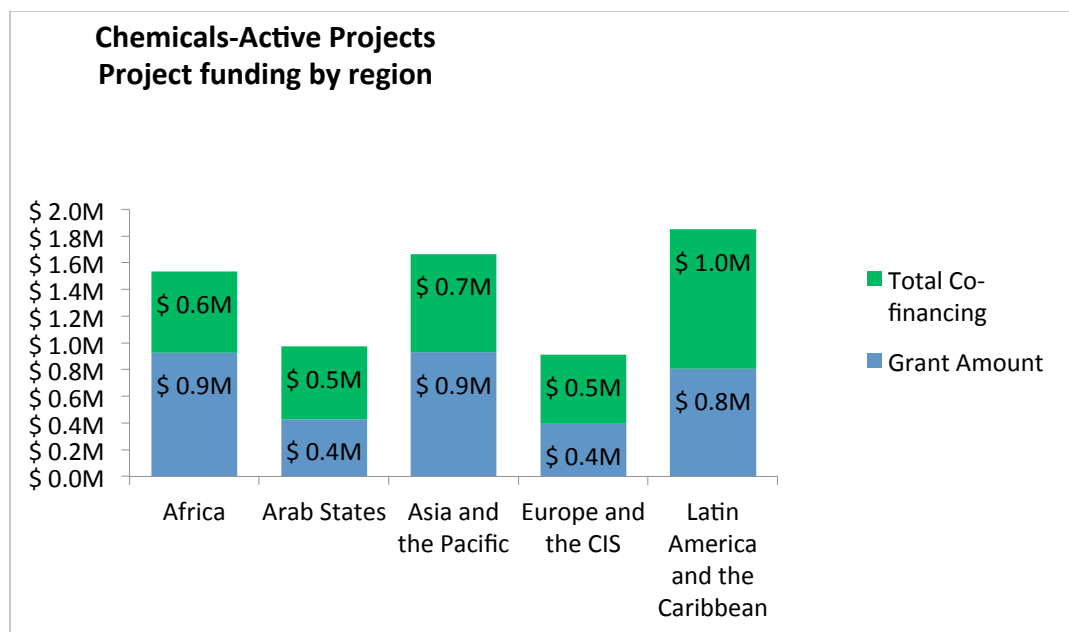
With respect to active Chemicals projects during the reporting period, a total of US\$ 3.5 million was allocated in grants for 108 projects under implementation globally. This grant amount was complemented with an equal amount of co-financing, resulting in a ratio of 1:1. GEF SGP Chemicals projects were most prevalent in Africa (28 projects, 26% of the Chemicals portfolio), Asia and the Pacific (28 projects, 26%) and Latin America and the Caribbean (26 projects, 24%) as indicated in the table and chart below.

Chemicals: Total GEF SGP Active Projects during the period January 2011-June 2012 (amount in millions USD, database drawn from 15 Aug 2012)

Region	Number of Projects	Grant Amount	Co-financing in Cash	Co-financing in Kind	Total Co-financing
Africa	28	\$ 0.9M	\$ 0.2M	\$ 0.4M	\$ 0.6M
Arab States	12	\$ 0.4M	\$ 0.3M	\$ 0.3M	\$ 0.6M
Asia and the Pacific	28	\$ 0.9M	\$ 0.3M	\$ 0.4M	\$ 0.7M
Europe and the CIS	14	\$ 0.4M	\$ 0.3M	\$ 0.3M	\$ 0.6M
Latin America and the Caribbean	26	\$ 0.8M	\$ 0.2M	\$ 0.8M	\$ 1.0M
Total	108	\$ 3.5M	\$ 1.3M	\$ 2.2M	\$ 3.5M

The largest GEF SGP Chemicals grant amounts for projects under implementation were allocated in Asia and the Pacific and Africa, as shown in the chart below, with a total grant amount of US\$ 0.9 million for 28 projects in each region, and GEF SGP raising US\$ 0.7 million and US\$ 0.6 million in co-financing respectively. Latin America and the Caribbean raised the largest amount of co-financing with US\$ 1 million, both in terms of total numbers and as a percentage compared to the grant amount allocated.





In **Belarus**, a project was implemented to systematize the work of hazardous waste disposal, and facilitate the replication of this model nationally. 40 tons of waste containing polychlorinated biphenyls (PCBs) were disposed of at a specialized hazardous waste disposal plant through collaboration with SAVA GmbH & Co. KG, a German company. An analysis of the legislation regulating the export of hazardous waste for disposal outside Belarus was conducted and all documents and permits were prepared. Recently, the World Bank and the Ministry of Environment have started the US\$ 5,500,000 project “Integrated Solid Waste Management” in Belarus and the experiences and documentation of the GEF SGP project were used in this full-sized project (FSP). Members of several NGOs that spearheaded the GEF SGP project are actively participating in this World Bank project. The GEF SGP model has been successfully upscaled through this Full size project, which has successfully disposed 816 tons of waste containing polychlorinated biphenyls (PCBs).

In **Laos PDR**, four projects towards the elimination of persistent organic pollutants were under implementation during the reporting period. Their notable achievements are manifested by the surprisingly large numbers of participants. Approximately 1546 families, (2615 individuals) directly participated in or benefitted from these projects. A noteworthy outcome of these GEF SGP projects is the major reduction of 60% in the use of chemicals in farming in all project areas. The highest recorded reduction in the use of chemicals in farming took place in two target villages in Naxaithong and Hadxaifong districts with a 100% elimination of chemicals. By utilizing organic methods endorsed by GEF SGP Lao, household incomes in the community increased considerably (8 million kip (or US\$ 1,005) per month per household). Some other immediate results of these projects included: 1) 146 hectares of forest established as a protected area; 2) 2.6 ha of community land were earmarked to become planting plots for silk production; and 3) replication of reducing or eliminating use of chemicals in agriculture in other provinces.



In **Zimbabwe**, 524 farmers have been trained in organic farming and 250 are in the process of receiving the certification of organic foods through an organic farming project. More than two thirds (65%) of the farmers are already ready for organic certification and accreditation. They have set up a wider gene bank through the establishment of 10 hectares of farmland for OPV (open-pollinated varieties) maize. Farmers are now using natural fertilizers and produce compost as well as liquid manure. The communities have also shifted to Integrated Pest Management (IPM) strategies including intercropping, natural herbicides and ashes to fight off pests. Kaite is another project that works with 864 farmers in Domboshava and Goromonzi to promote organic farming in the production of paprika and herbs. Farmers were trained on the processing of herbs and spices through the Hazard Analysis and Critical Control Points (HACCP) system and were issued a Certificate of Conformity to organic standards. Participating farmers reduced the amount of DDT, Dieldrin, Aldrin, Heptachlor, and Endrin use by 100% and approximately 125 ha of land were converted to organic farmland. Farmers' household incomes increased to between US\$ 500 and US\$ 900 for each farming season due to access to more lucrative markets.

Capacity Development

Capacity development and learning underpin all GEF SGP activities. An integral understanding of how local communities manage change combined with innovative approaches to capacity development — at all levels and among a broad spectrum of grantees and partner organizations — have proven critical to achieve environment and sustainability goals.

In addition to the capacity development activities included in all regular GEF SGP projects, GEF SGP started grant making in Capacity Development as a multifocal area in OP5. These grants consist of strategic standalone projects that support the other areas of work at the portfolio level. They aim to contribute to meet the objectives of the Country Programme Strategies (CPS), and contribute to the GEF Capacity Development Framework. Capacity development grants are expected to constitute no more than 10% of total country programme grant allocations.

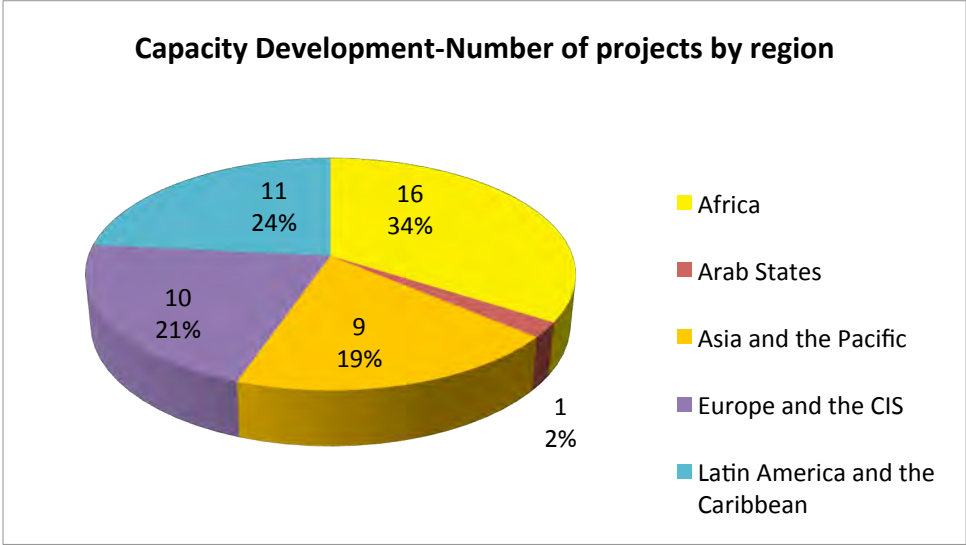
The National Steering Committee in each country prioritizes among the following key pillars for Capacity Developments grants:

1. To enhance the capacities of stakeholders to engage throughout the consultative process
2. To generate, access and use information and knowledge
3. To strengthen capacities to develop policy and legislative frameworks
4. To strengthen capacities to implement and manage global convention guidelines
5. To enhance capacities to monitor and evaluate environmental impacts and trends

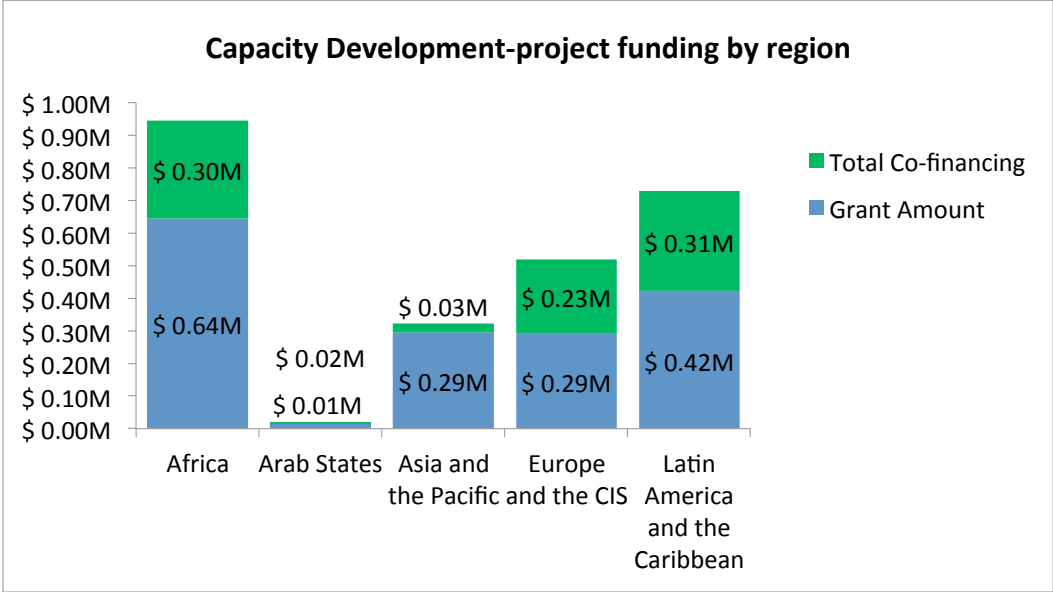
Several Capacity Development (CD) grants have been committed during the reporting period to build capacity of communities and CSOs on global environmental issues. The demand from partners for these grants to raise awareness, exchange experiences and provide training has been increasing significantly. The following table and chart give an overview of GEF SGP CD projects commenced during the reporting period, January 2011 to June 2012. The largest number of CD projects was implemented in Africa (16 projects, 34%), followed by Latin America and the Caribbean (11 projects, 23%) and Europe and the CIS (10 projects, 21%), with a total of 47 projects.

Capacity Development: Total of GEF SGP projects commenced during the period January 2011 up to July 2012
(amount in millions of USD, drawn from the SGP database on 15 August 2012)

Region	Number of Projects	Grant Amount	Co-financing in Cash	Co-financing in Kind	Total Co-financing
Africa	16	\$ 0.64M	\$ 0.10M	\$ 0.20M	\$ 0.30M
Arab States	1	\$ 0.02M	\$ 0.00M	\$ 0.01M	\$ 0.01M
Asia and the Pacific	9	\$ 0.29M	\$ 0.03M	\$ 0.00M	\$ 0.03M
Europe and the CIS	10	\$ 0.29M	\$ 0.14M	\$ 0.09M	\$ 0.23M
Latin America and the Caribbean	11	\$ 0.42M	\$ 0.02M	\$ 0.29M	\$ 0.31M
Total	47	\$ 1.67M	\$ 0.29M	\$ 0.58M	\$ 0.87M



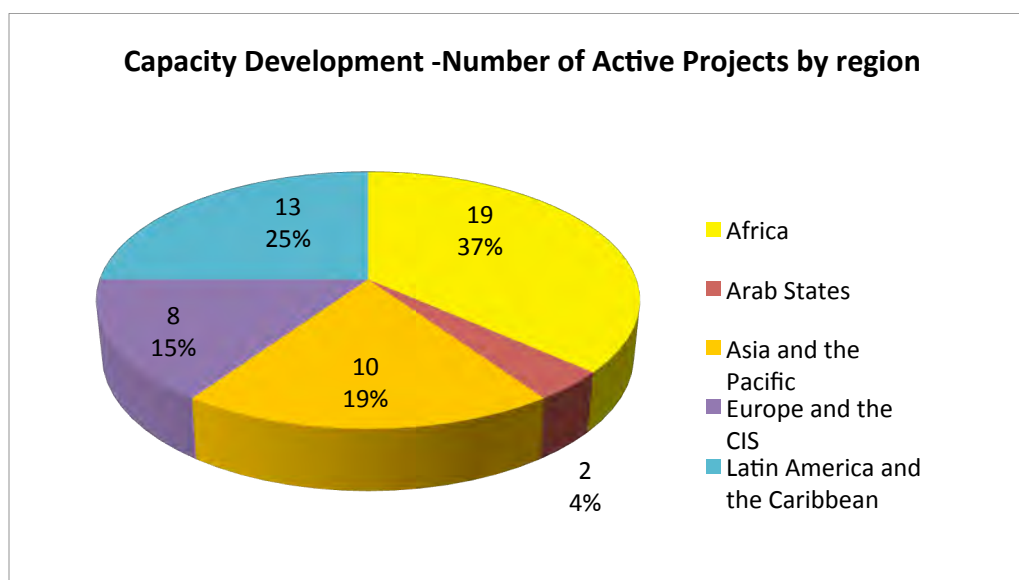
In terms of funding, Europe and the CIS were able to raise the largest share of co-financing for CD projects, with almost 80% of co-financing secured. In Latin America and the Caribbean, GEF SGP raised approximately 74% in co-financing and about 47% in Africa. The total grant amount for Capacity Development projects commenced was US\$ 1.67 million with a total co-financing of US\$ 0.87 million.



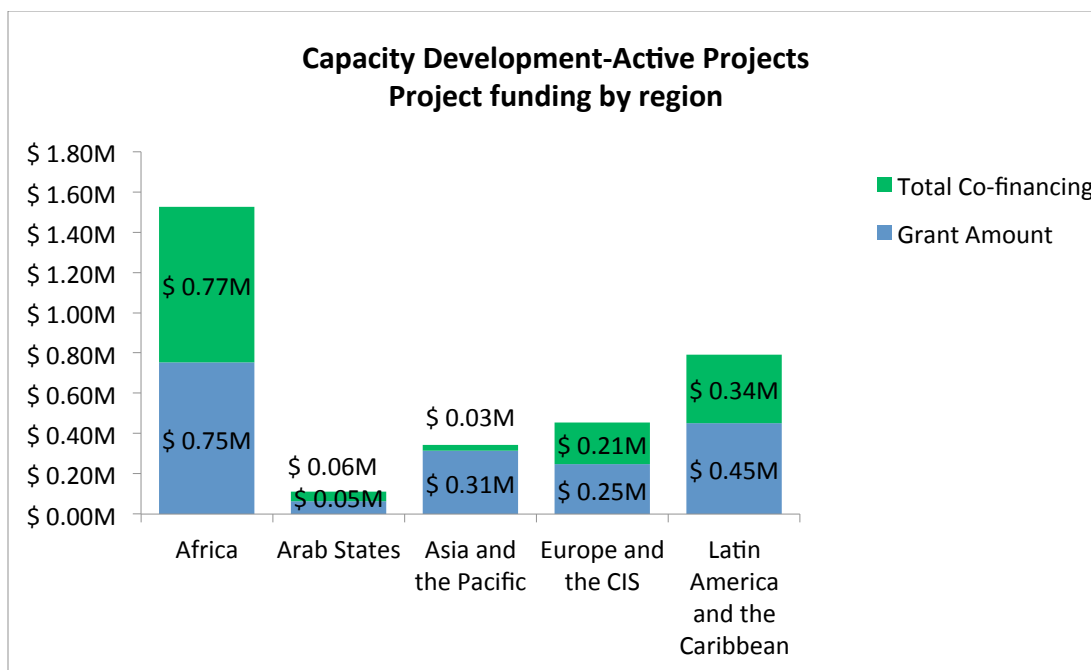
Regarding active CD projects in the reporting period, a slightly larger number of projects can be observed (52 active projects compared to 47 commenced projects). This difference is accounted for by standalone CD projects from OP4 under the allowance of 5% that can be allocated for Capacity Development in Multifocal projects. These projects were mostly completed in 2012. The table and charts below illustrate the number and funding of active GEF SGP Capacity Development projects during the reporting period.

Capacity Development: Total GEF SGP Active Projects during the period January 2011-June 2012 (amount in millions USD, drawn from SGP database on 15 August 2012)

Region	Number of Projects	Grant Amount	Co-financing in Cash	Co-financing in Kind	Total Co-financing
Africa	19	\$ 0.75M	\$ 0.49M	\$ 0.28M	\$ 0.77M
Arab States	2	\$ 0.06M	\$ 0.01M	\$ 0.04M	\$ 0.05M
Asia and the Pacific	10	\$ 0.31M	\$ 0.03M	\$ 0.00M	\$ 0.03M
Europe and the CIS	8	\$ 0.25M	\$ 0.13M	\$ 0.07M	\$ 0.21M
Latin America and the Caribbean	13	\$ 0.45M	\$ 0.04M	\$ 0.31M	\$ 0.34M
Total	52	\$ 1.83M	\$ 0.70M	\$ 0.69M	\$ 1.39M



GEF SGP was able to raise the highest amount of co-financing for active CD projects in Africa, with almost 103% of co-financing secured. In Europe and CIS, GEF SGP obtained 84% in co-financing while it secured 76% in Latin America and the Caribbean. Overall, GEF SGP raised US\$ 1.39 million or 76% in co-financing for a total grant amount of US\$ 1.83 million of active projects during the reporting period.



At the local level, several examples of CD projects during the reporting period can be highlighted. In May 2012, GEF SGP **Botswana** made a call for proposals for a standalone CD project that would build capacity of CSOs working on environmental issues as well as holding a knowledge fair to promote exchange of results and good practices. The knowledge fair grant was awarded to BirdLife Botswana and will enhance and strengthen capacities of NGOs/CBOs to engage in consultative processes, apply knowledge management to ensure information flows, implement convention guidelines, and monitor and evaluate environmental impacts and trends. It will further enable GEF SGP grantees and stakeholders to network, share experiences and showcase best practices from GEF SGP projects to promote the replication and scaling up of results for greater policy influence, as well as to promote sustainability and mobilize resources for community initiatives.

In **India**, a standalone GEF SGP CD project was developed to facilitate mutual learning, exchange of views and strengthening the capabilities, skills and practices in the thematic areas of the GEF and the UN Conventions. A series of workshops were held with grantee and civil society partners, local and national governments, research institutes, and banks and other donors. The emphasis in the workshops was more on measurability and developing baselines for monitoring and evaluation; strengthening performance, impacts and results orientations; and creating business models and local institutions for long term project sustainability. Sharing success stories and best practices, links were made with a range of partners and donors to build knowledge and leverage more resources, and connect grantees with government schemes.

In **Jamaica**, one GEF SGP Capacity Development project focusing on institutional strengthening and capacity building of NGOs and CBOs in environment and development was active during the reporting period. Approximately 100 CSOs/CBOs benefitted from the training activities of this project, which were developed in collaboration with the grantees. Certificates for completion of these training courses will be issued by one of the country's certified tertiary institutions.

Three dedicated GEF SGP **Lao PDR** projects for Knowledge Management and Capacity Development were under implementation during the reporting period. They focused on awareness raising campaigns

about Lao sustainable community products to encourage the local production and marketing of handicrafts as alternative livelihoods. The inventory and documentation of such products is essential to be able to foster sustainable livelihoods for communities, especially indigenous people. The project aims to produce benefits in the GEF focal areas while enhancing the standard of living of local communities, starting with CD workshops at the organization and community levels. So far, these projects have reached 7,485 people and disseminated valuable information and supported capacity development campaigns. Participants from 16 provinces attended the workshop on trade relations involving Lao producer groups and fair trade organizations. The campaigns also promoted capacity development for eco-friendly handicraft production without the use of chemicals.

GEF SGP **Madagascar** supported four standalone CD projects, within the 5% of the grants allowed in OP4, that were completed in 2012. Among these were two CD projects to support CBOs in monitoring and evaluation for the areas where COMPACT is operational. The other two projects were implemented at the national level, providing support for communication and dissemination of lessons learned and capacity building for capitalization of lessons learned. Capacity building needs were significant during OP4 and the 5% allocation was not sufficient. Hence, in addition to the grant amount of US\$ 94,500 for the reporting period, GEF SGP Madagascar raised US\$ 225,000 in co-financing, which is an average of US\$ 150,000 per year over this time period. For OP5Y1, one CD project under COMPACT was committed for the communication and dissemination of lessons learned in the southwestern part of the country.

In **Sri Lanka**, the CD project, “Knowledge management, networking, capacity building and support to the monitoring and evaluation process of GEF SGP OP5 CORE grant projects,” provided training to grantees and communities on the GEF focal areas and understanding how global environmental issues have impacts at the local level. The project also provided training on Logframe Analysis, and built grantee capacity to undertake participatory monitoring and evaluation and to develop knowledge products. Capacity building to produce project stories, including photo stories, video clips of activities, and collecting and collating quality photos, were among the key activities.

In addition to the above mentioned grant projects funded specifically under the “Capacity development” allocation in OP5, as in previous GEF SGP phases, capacity development continued to be a key cross-cutting element of the strategies employed by the majority of GEF SGP projects. A recently concluded portfolio review of over 3,000 GEF SGP projects funded in the Climate change focal area found that 80% of GEF SGP projects include capacity development elements. During the reporting period, GEF SGP country teams have strived to strengthen capacities at the community level through various approaches employed.

With the support of the Forum for Environment, a local NGO working on capacity building and advocacy, the GEF SGP **Ethiopia** country programme organized a 5-day capacity building training for 25 grantees in March 2011, which focused on project proposal writing, reporting, financial reporting and knowledge management.. With resources from Forum for Environment GEF SGP was also able to donate six motorcycles and digital cameras to grantees for use as transport to implement and monitor project activities and for documentation purposes, respectively. GEF SGP **Guinea** has made capacity building of environmental conservation actors one of its priorities to protect and restore the environment in the country. During 2011, 66 NGOs and CBOs and 21 facilitators of rural and community radios from the four natural regions of the country received training on GEF SGP issues and on their own roles in combating environmental issues. In April and May 2012, 33 NGOs and CBOs and 12 facilitators of rural and community radios received the same training.

Other country programmes stood out for developing innovative approaches to raise awareness and develop local capacities. One of these was designed by GEF SGP **Uzbekistan** to strengthen its efforts to work with youth, a growing focus of local NGOs in the country. During the reporting period, SGP Uzbekistan conducted an environmental quest shaped as an urban “encounter” game, in which teams of people had to travel by public transport and solve various environmental puzzles, build solar stoves, and apply knowledge about various environmental issues in order to win the contest. SGP Uzbekistan is also a regular member of the innovation fair where it presents tested ideas and seeks to support those ideas with good environmental potential presented by others. Earlier in 2012, GEF SGP Uzbekistan implemented a mini art project on biodiversity conservation, in which celebrities were body-painted as endangered species to raise awareness among the population. More information on this celebrity project can be found at <http://www.sgp.uz/en/news/410>.

4. Assessment of Implementation Progress

Launch of OP5

The GEF SGP programme undertook several critical activities at the launch of OP5. Among these activities was the revision of key programme documents and templates, including the development of a generic project proposal template¹⁴ and a revised Country Programme Strategy (CPS) template to guide grant making activities in OP5. Technical guidance notes were prepared by CPMT staff for each GEF focal area, to analyze the objectives of the GEF while focusing on areas where the GEF SGP would be most likely to be effective given its grassroots nature and small grant modality. The templates and guidance notes were widely shared with National Coordinators and benefited from their contributions and feedback.

As at the start of each Operational Phase, a series of Regional Workshops were organized in all regions covered by GEF SGP to bring together CPMT, NCs, and key partners in each region to reflect on the objectives and strategy for achieving results in OP5. Workshops provided a key mechanism for capacity development of national staff, fostering exchange between country programmes as well as effective communications between headquarters and countries. Workshops were held in the following regions:

GEF SGP Regional Workshops organized during 2011-2012 to launch OP5

Region	Time frame	Venue	No. of participants	
			SGP staff	Invited partners
Asia	August 2011	Beijing, China	18	9
Africa	September 2011	Accra, Ghana	47	12
Europe & CIS, Arab States	October 2011	Bratislava, Slovakia	28	10
Latin America & Caribbean	November 2011	Managua, Nicaragua	26	12
Pacific	February/March 2012	Nadi, Fiji	14	15

The workshops also provided an opportunity for exchange with representatives of the GEFSec and the local UNDP office in the host country, as well as NSC members and grantees from the host countries. Key programme partners who participated in several regional workshops included: the Indigenous and Community Conserved Areas (ICCA) Consortium, the International POPs Elimination Network (IPEN), and the GEF NGO Network, among others.

Portfolio Development

Prior to commencement of grant making, each SGP country programme was required to develop, in close consultation with national stakeholders and NSC members, a Country Programme Strategy (CPS)

¹⁴ The generic template is intended as a guideline for country programmes. SGP allows countries to customize the project proposal template according to local needs and requirements, and encourages countries to translate it into local languages to increase access by local communities to GEF SGP funding.

for OP5. The purpose of the CPS is to review the objectives of GEF SGP in OP5, and to apply these within the country context, looking at national policy frameworks and priorities to articulate the niche for SGP and the expected results to be achieved in each focal area. The CPS is also an opportunity to review the programmatic and geographic focus of the programme in the country, types of grantees targeted, and to lay out strategies to be employed for knowledge management, gender mainstreaming, as well as for partnership development and resource mobilization.

In total 100 Country Programme Strategy documents¹⁵ were prepared by SGP country and sub-regional programmes, which were reviewed, commented upon and approved by the CPMT at headquarters, and endorsed by the NSC in each country. All CPS produced are available under each country page on the GEF SGP website (<http://sgp.undp.org>). The preparation and review of CPS involved intensive work and exchange both at the country and headquarters level to ensure a globally coherent while locally appropriate strategy for GEF SGP grant-making in each country.

As the process of the CPS development in country was completed, SGP country programmes commenced pipeline development, issuance of call for proposals, screening and shortlisting of eligible proposals – tasks often involving considerable interaction and exchange with grantees in improving and aligning eligible concepts in line with GEF criteria and objectives.

Total funding of US\$ 44,030,500 (with US\$ 35,330,500 in Core and US\$ 8,700,000 in STAR funds) was allocated as GEF SGP Year 1 grant allocations to countries. Year 1 commenced officially on 1 July 2011 to last until 30 June 2012. While the majority of countries were able to commit 100% of the resources by the end of Year 1, a few experienced delays due to factors such as: late approval of CPS, inability to convene NSCs in time, and need for improvement of quality of proposals through capacity development of grantees and/or through provision of planning grants prior to formulation of full grant proposals. A few countries experienced delays due to political and other factors.

Knowledge Management and Communications


Given the decentralized and demand driven approach of the programme, Knowledge Management (KM) is essential to create awareness among communities, donors, partners and other key stakeholders and to facilitate communication and exchange of experiences between the different country programmes. KM has been a critical element to ensure that all the lessons learned from the implementation of the projects are captured, analyzed and shared with key stakeholders. In this way the programme can promote learning within and across communities and countries, help replicate and scale up its impact, as well as to inform policy.

At the global level, GEF SGP has consistently provided guidance and knowledge products. It has developed and employed innovative knowledge exchange tools and shared valuable information and lessons learned with difference audiences, including the GEF Council and GEF Secretariat, UNDP, other donors, national governments, implementing agencies, GEF SGP grantees, NGOs, CBOs, GEF SGP National Coordinators and National Steering Committee Members, among others.

In June 2012, GEF SGP launched its redesigned website, providing an exceptional array of information to stakeholders and the general public. The website creates public access to the programme's vast accumulation of information on its approach, areas of work, and project portfolio – including detailed

¹⁵ This figure does not include Upgraded country programmes and certain countries such as Argentina, PNG and Vietnam where the launch of OP5 has been delayed due to staffing or funding issues.

information on all projects to date – as well as knowledge products such as case studies, fact sheets, reports, videos and photographs.



Furthermore, GEF SGP launched its 20th anniversary publication, *20 Years: Community Action for the Global Environment*, to coincide with the Rio+20 Summit. This publication reviews the experiences and results achieved by GEF SGP over the last two decades (1992 – 2012). It presents the structure, governance, and multi-faceted approach of GEF SGP and provides an account of its principal features, including its diverse partnerships with communities, civil society, governments and the private sector. It documents the lessons learned as well as the results and benefits achieved by GEF SGP in the environmental, economic and social realms through the implementation of community-based projects. For its production, about 100 testimonials from grantees, partners and other stakeholders were received from GEF SGP country teams that served to illustrate key points in the publication; they are also posted on the GEF SGP website on the respective country pages.

Other global reports and publications that gather the knowledge generated across the GEF SGP portfolio and share experiences and best practices that were produced during the reporting period include:

- *GEF SGP Barefoot College Brochure*
- *GEF SGP CBA Delivery Mechanism Brochure*
- *Community Water Initiative (CWI) Brochure*
- *Engaging Local Communities in World Heritage Sites: Experience from the Community Management for Protected Areas Program, Proceedings of the 2011 George Wright Society*
- Posters and Case Studies for the UNCCD COP
- *GEF SGP South China Sea Brochure*
- 20+ Case Studies and Fact Sheets that focus on issues such as gender empowerment, engaging REDD in community-based initiatives and innovative technologies such as biogas digesters and solar installations, among others.

Since 2010, GEF SGP has been producing regular articles for publication on the GEF and GEF SGP websites. These articles have allowed the programme to share knowledge with a wider audience. A selection of these articles, produced and published during the reporting period, can be found in Annex 5 of this report.

GEF SGP shared its experience on managing environmental challenges at the community level through participation in key international events including:

- The International Association for the Study of the Commons, India, January 2011
- UN Permanent Forum on Indigenous Issues, May 2011 (and May 2012)
- Stockholm Convention Conference of Parties, June 2011
- UNCCD Conference of Parties, October 2011
- Biennial GEF International Waters Conference, October 2011
- UNFCCC Conference of Parties, December 2011
- The Economic Summit of the Americas 2012, May 2012
- Rio+20: The United Nations Conference on Sustainable Development, June 2012

- The International Coral Reefs Symposium (ICRS), June 2012

At the local level, each country programme works directly with the communities in (i) capturing their lessons; (ii) conducting knowledge exchanges; (iii) organizing training workshops; (iv) establishing and nurturing networks of NGOs and CBOs; (v) working with the government in achieving national environmental priorities; and (vi) helping to scale up and replicate best practices and lessons learned. GEF SGP projects often become demonstration sites and training centers where local communities carry out peer to peer knowledge exchange and development practitioners and local policymakers can observe tested methods and technologies developed by communities. These demonstration sites and knowledge exchanges are extremely important and effective in raising awareness and developing the capacities of local communities on key environmental and development issues.

Most country programmes produced fact sheets, case studies, posters, banners, flyers and reports in their own languages to fulfill communication, outreach and promotional needs at the local level. The following is a short list of some of the knowledge products generated by the GEF SGP at the country level:

- GEF SGP Ethiopia: "5-Year Report (2006 – 2010)"
- GEF SGP Brazil: Series of six booklets of on best management practices for sustainable wild collection of six plants native to the Cerrado
- GEF SGP Uruguay: Case study on "Varges: A wetland restoration experience of a ranching family in Northern Rocha"
- GEF SGP Panama: Project flyer on "*Environmental education center for flora and fauna conservation*"
- GEF SGP Malaysia: "10 Year GEF SGP Achievements Report"
- GEF SGP Ukraine: More than 50 articles produced

Several country programmes have made significant efforts to create awareness through national media such as television channels and newspapers. SGP **Lao PDR**, for example, supported the national Lao Star Channel that documents every GEF SGP project in the country and broadcasts throughout the country. It is estimated that a large portion of the Lao population (approximately six million people) follows this television documentary series on GEF SGP projects. Viewers learn about best practices, techniques and lessons learned and can apply this information to adopt sustainable practices and enhance livelihoods, i.e. by producing eco-friendly goods that increase household incomes, alleviating poverty in the community while conserving the environment. In **Botswana**, a GEF SGP-funded 13-episode documentary on the snakes of Botswana was produced by GEF SGP grantee Zoological Gardens of Botswana in collaboration with Baboneng Film Productions. The documentary was aired on Botswana Television between September and November 2011. The documentary shed light on snake handling, treatment and value in the ecosystem to raise awareness and promote conservation of these reptiles.

An initiative established by SGP **Kyrgyzstan** encourages the submission of articles by projects to the "Ayil Demi" newspaper, which was founded by the Aga Khan Foundation. This free newspaper is distributed among donors, international organizations, the rural population, and farmers. Covering GEF SGP projects, this newspaper helps disseminate information about GEF SGP, share project experiences, raise awareness on global environmental issues among local communities and potentially spur replication of these GEF SGP projects. Almost all projects have submitted articles to the Ayil Demi.

Many country programmes have developed their own websites with information tailored for local contexts. GEF SGP **China** launched its country programme website in April 2012, which is updated on a regular basis to provide comprehensive information to potential and existing grantees, partners, donors and other stakeholders. This includes information on the Country Programme Strategy, focal areas, project application guidelines, approved project proposals, photo galleries, publications and project news.

Knowledge products such as fact sheets, case studies and reports, among others, help document and disseminate information on achievements, best practices, approaches and lessons learned. During the reporting period, GEF SGP country teams have produced a vast amount of such knowledge products to share experiences and support capacity development at local, community and national levels. For example, SGP **Ethiopia's** brochure was updated and a 5-year report was developed and published, showcasing the country programme's work undertaken in the past 5 years (from 2007 to 2011). The second book of the GEF SGP **Indonesia** publication "Tracing Footsteps Towards Self-Reliant Community in Indonesia" was published in March 2011. The purpose of the book is to further develop the recent discourse on mainstreaming community-based activity in dealing with ecological threats. GEF SGP Indonesia illustrated the pioneering social entrepreneur model for facing ecological threats, including findings from a series of interviews with key stakeholders. GEF SGP Indonesia also developed several visual presentations for promoting country programme achievements and related community activities to national and international audiences.

In **Uruguay**, raising awareness about global environmental issues was a strong focus of GEF SGP during the reporting period. Four publications were developed: (1) "Local solutions to global environmental challenges. Systematization of actions and projects 2005 – 2010" was published in August 2011 and presented in a public event attended by the Minister of Environment, the UN Resident Representative and members of local groups supported by GEF SGP. The book contains information on the 59 projects supported during the 5-year period, six in-depth case studies and an analysis chapter. (2) "Ecological sanitation and waste management in Barra de Valizas, Rocha, Uruguay" contains community environmental diagnostic tools and strategies for environmental management at household and community levels, illustrated with examples from Barra de Valizas. (3) The "Guide for management and conservation of natural grassland in Mariscal" conveys the local knowledge of a group of rural producers. It discusses their experience of implementing different management practices of the major native species in the area, with the support of GEF SGP. (4) The publication "Biodigesters: Construction and operation of continuous flow plastic biodigesters" describes the installation, different adaptations and results of the use of biodigesters by artisanal cheese producers for the production of biogas as a renewable and low-cost energy technology and systematizes the results of three GEF SGP Uruguay projects.

In addition to sharing experiences and lessons learned through publications and the media, local events with high level participants as well as grantees and partners help facilitate communication, create awareness and build partnerships. Most country programmes have made significant efforts to organize site visits, hold workshops for capacity development, participate in conferences and host community events to highlight project results.

As part of the celebration of the International Day on Biological Diversity, the GEF SGP **Cameroon** country team contributed to the organization of a site visit to a GEF SGP prawns aquaculture project that was spearheaded by a local women's group and later on up-scaled by the Congo Basin Forest Fund. The Minister and Minister Delegate of the Environment, Nature Protection and Sustainable Development along with many participants visited the site in the coastal town of Kribi in southern

Cameroon. It was an occasion for the GEF SGP Cameroon team to share the GEF SGP vision and strategic country priorities, and acknowledge the support of the government support through STAR allocated funds.

Replication, Upscaling and Policy Influence

Replication and up-scaling of the results of small grant projects are fundamental objectives of the GEF Small Grants Programme. Much effort of the programme staff is spent on supporting processes which provide the opportunity to build on best practices and lessons learned and expand the reach and impact of the grant making portfolio.

In terms of policy influence, with GEF SGP support to CSOs and communities have contributed directly to local, regional, national, and international planning and policy processes. Project experiences and lessons learned have been recognized and incorporated in local and national policy development, and have influenced changes in municipal and provincial regulations and national laws. GEF SGP grantee and partner networks have been vital for convening and influencing policy dialogues from the local to the national and global levels.

At all levels, partnerships with key government and nongovernmental authorities and policy makers, as well as influential donors and other allies, helps ensure that well-informed support exists for GEF SGP and that the programme's approach can be mainstreamed into sustainable development policy and practice. NSCs have played a critical role in this regard.

During the reporting period, GEF SGP **Armenia** supported the demonstration, replication and scaling-up of innovative technologies that proved to be cost-effective. GEF SGP replicated and scaled up three projects on the introduction of energy efficient measures and use of renewable energy sources. As a result, annual CO₂ emissions are decreased by at least 37.5 tons through the application of solar energy technologies, reduced energy consumption and improved energy efficiency in the housing sector as well as demonstration of solar driers as an alternative to traditional gas and electric ovens. GEF SGP ensured the protection of 14 IUCN and 58 nationally significant species in three Protected Areas and four Important Bird Areas, as well as rehabilitation of at least 280 ha of farmlands and sustainable management of around 1,050 ha of grasslands. GEF SGP projects supported and influenced one legal act on incorporation of *Vipera Darevskii* (IUCN category CR C2b) habitats into the *Arpi Lich* National Park zone, two decisions on eco-tourism in Protected Areas as a means to protect biodiversity, one decision on POPs/toxic chemicals and two decisions on land management and biodiversity conservation.

In **Bhutan**, GEF SGP activities on land degradation are incorporated into local government plans, replicating and up-scaling the successes of GEF SGP supported projects. The National Soil Service Center of the Ministry of Agriculture and Forests is carrying out large scale Sustainable Land Management activities nationally in collaboration with communities and extension staff. The successful implementation and promotion of renewable and alternative energy in the form of biogas at community level through GEF SGP Bhutan has led to mainstreaming of renewable energy in the plans and policies of the Ministry of Economic Affairs as well as the National Action Plan on Biodiversity and Climate Change.

In recognition of the good work and results emanating from the SGP **Botswana** initiative in collaboration with the Centre for Scientific Research Indigenous Knowledge and Innovation (CESRIKI) on the ethno-survey and promotion of Indigenous Knowledge Systems (IKS), the Ministry of Infrastructure, Science and Technology (MIST) commissioned CESRIKI to develop an IKS policy. The policy would cover sustainable utilization and preservation of indigenous knowledge with the objective to identify,

document and appraise local common and/or distinct traditional knowledge practices; mechanisms of protection, utilization, benefit sharing and documentation of IKS; identification of areas of potential scientific research in the area of IKS; promotion of the benefits of IKS and potential to contribute to economic diversification; and develop a strategy for implementation and monitoring of the IKS policy.

Multiple GEF SGP country programmes contributed to the legal protection of species around the world. GEF SGP **Brazil** contributed to the inclusion of the four Cerrado native species *pequi* (*Caryocar brasiliense*), *mangaba* (*Hancornia speciosa*), *baru* (*Dipteryx alata*) and *babaçu* (*Orbignya phalerata*) in the Minimum Price Guaranteed Program of the Ministry of Agriculture. The country programme further contributed to the creation of the Action Plan for Prevention and Control of Deforestation and Burning in the Cerrado Biome (PPCerrado).

During the reporting period, many initiatives supported by GEF SGP **Dominican Republic** to promote biodiversity conservation through ecotourism have been upscaled and replicated by USAID. Additionally, because of a successful GEF SGP project for community-based solar energy electrification in partnership with Fundacion Sur Futuro, the European Union is now supporting Fundacion Sur Futuro to promote the use of photovoltaic energy for electrification in rural areas, with an investment of over US\$ 2.3 million.

In **India**, the successes of GEF SGP have encouraged the national government to leverage US\$ 200,000 as co-financing for upscaling projects. Similarly, the UNDP Country Office has committed US\$ 700,000 out of their core resources to upscale GEF SGP activities that have strong livelihood linkages in five out of the seven states that are the focus of their Country Program Action Plan. Fourteen such projects were taken up, out of which 10 have already concluded and replicable impacts have emerged. Regarding policy impact, the grantee Sarthak established partnerships with six private sector cement plants for the recycling of plastic bags/plastic waste as fuel in accordance with government policy. The Bhopal municipality provided the land as a co-funding for setting up project activities. The state authorities have given directions to replicate similar practices in all the wards of the municipality.

In **Mexico**, the state government of Tabasco established an Integral Human Development Program with a US\$ 800,000 fund during OP4, replicating GEF SGP support for environmental conservation through coastal and rural community projects. The technical and financial support of GEF SGP in a region with high incidence of climatic events, some of them with disastrous effects, allowed for the development of the Local Risk Management Program to mitigate damages to the financed projects. This program is using the experiences from the NGOs and the CBOs linked to GEF SGP Mexico to prevent damages and to adapt to climate change.

The Community Protected Areas Network in **Mongolia** has added three new areas that contain many important endangered animals and hundreds of rare and medicinal plant species. Local governments, wherever they see GEF SGP project results, slowly change their local policies by allocating land to communities and NGOs for planting fruit trees, nursing decorative trees and even consider allocating more land for creating community protected areas.

Several GEF SGP **Panama** projects have been replicated, scaled up or integrated into national policies. For example, the Panama Canal Authority is replicating the hydroelectric plant installed in the Ipeti-Agua Fria community for household electricity generation in the canal watershed communities that lack access to the electric grid. This project also won a prize at the “International Economic Forum of the Americas”, held in Canada in June 2012.

The GEF SGP **Uganda** modality has been upscaled by the Territorial Approach to Climate Change (TACC) project in Mbale, implemented by the Ministry of Water and Environment and UNDP with financial

support provided by DANIDA, DFID and the Welsh Assembly in the UK. The project supports low-carbon and climate change resilient local development while addressing the need for a holistic approach to climate change adaptation and mitigation. The overall objective is supporting local decision-makers and planners to design integrated climate change (adaptation and mitigation) policies and strategies, and formulate concrete actions and investment plans that promote long term impacts around the Mount Elgon ecosystem.

GEF SGP **Uzbekistan** introduced and promoted pistachio plantations, which were later significantly scaled up following their successful adaptation to climate conditions. The GEF SGP projects demonstrated that this is the optimal alternative for arid foothills in place of current land use that damages the ecosystem. During the reporting period, another 30 ha were planted as demonstration and training lots and more than 100 farmers were trained in sustainable pistachio farming. Although precise estimates of hectares planted independently after GEF SGP training are difficult, a survey of a few farmers revealed that they had already planted more than 150 ha of pistachio tree stands. Furthermore, there is a governmental plan to further develop this land use as one of the most promising rainfed agriculture practices in the arid mountainous areas of the country.

Sustainability

GEF SGP supported and facilitated a comprehensive programme evaluation during OP4. The GEF Evaluation Office and the UNDP Evaluation Office jointly conducted the Joint Evaluation of the GEF Small Grant Programme. The results of the evaluation were presented to the GEF Council in November 2007. In terms of the success rate and sustainability of SGP projects the Evaluation noted: “When compared to completed GEF full-size projects (FSPs) and medium-size projects (MSPs), which are rated using similar criteria by the GEF Evaluation Office, a slightly higher proportion of GEF SGP projects are rated in the satisfactory range for project outcomes and a significantly higher proportion for sustainability.”

The complete evaluation report may be found at the following link:

<http://sgp.undp.org/img/file/SGP%20Joint%20Evaluation%202008%5B1%5D.pdf>

GEF SGP is expected to undergo the next programme evaluation during OP5, which will be instrumental in providing further assessments of programme effectiveness, results and sustainability.

Nevertheless, several country programmes and their grantees have expended great efforts to build partnerships for further funding and sustainability of projects, whether through additional donors, private sector partners, government partnerships or alliances with other NGOs and CBOs/CSOs. Some of these have already been mentioned in the replication and upscaling section of this report. One specific instance where GEF SGP/ COMPACT initiatives in **Belize** are being sustained with non-GEF funds is the APAMO project “Support for Capacity Building for Improved Protected Areas Management in Belize”. APAMO has obtained further funding from the OAK Foundation to hire a project officer to continue to provide on-going training and capacity building, mentoring as well as technical support to the seven CBOs which were supported by GEF SGP Belize.

In **Romania**, the sustainability of a biomass energy project was ensured through partnering with the private sector and creating a viable business for all stakeholders. With GEF SGP support, the “Sustainable use of biomass for energy purposes” project aimed to capitalize on agricultural waste while reducing pollution in preventing straw burning in the fields and helping to establish a straw briquetting workshop. The existing financing was only sufficient for equipment acquisition and a few utilities. It was a local private company that secured the project’s sustainability by providing adequate space for the

equipment, storing the raw material as well as covering the costs for the operating personnel. In addition, the company owned a large piece of cultivated land, and supplemented the straw necessary for efficient functioning of the equipment. All parties benefited from this partnership: the local authority received free briquettes for heating four public buildings, the community could buy briquettes for residential heating at a low price and the private company could sell the remaining production to recover their costs. In recognition of its value, the project received the 2012 National Energy Globe Award - the most important prize in the field of environment awarded by Austria through its embassies in over 100 countries.

During the reporting period, SGP **Jordan** has developed training packages in Arabic suitable for CBOs working with local communities on issues relating to natural resources management with special emphasis on the GEF Focal Areas. Partnerships were established with three national NGOs (Jordan Hashemite Fund for Human Development, Jordan River Foundation and the Royal Society for Conservation of Nature) and three ongoing large and medium sized GEF projects working in the GEF SGP target areas. Joint efforts enabled GEF SGP to undertake two stakeholder workshops for more than seventy community-based groups and local community leaders in the south and north of Jordan. A revolving funds mechanism developed by GEF SGP grantees for implementing natural resources management projects for climate change mitigation and adaptation, water governance and sustainable land management has succeeded in increasing participation and sustaining project activities beyond GEF SGP funding. GIZ, the German development cooperation, are initiating a capacity development and technical assistant project in the field of “Improvement of Energy Efficiency and Water Governance” and consulted with GEF SGP and key partners on using GEF SGP as a model for their work with local communities. Furthermore, the Hashemite Fund for Development of Jordan Badia is using the GEF SGP approach and providing grants to local CBOs and CSOs for the sustainable utilization of rangelands in the Jordan Badia.

In other instances, GEF SGP helped partner and grantee organizations to gain national recognition and strengthen their capacities to operate independently in the future. Through a partnership with WWF and Associação Nova Geração dos Pescadores de São Pedro, SGP **Cape Verde** supported an initiative to create the Federação dos Pescadores de Santa Luzia Marine Protected Area (MPA), an umbrella CSO which is to represent all Santa Luzia MPA artisanal fishermen. In 2011, it received funding support to strengthen capacities of its constituencies as well as to represent them on the Fisheries National Council, a consultative body of institutions chaired by the minister. In May 2012, the Minister of Fisheries officially accepted the Federação as a member of the council. Together with several grant-making organizations in **Indonesia** such as Kehati and IKA as well as multiple networks such as KIARA (coalition for fisheries communities), JATAM (coalition for anti mining), and CSF (civil society forum for climate justice), GEF SGP Indonesia developed a series of activities to achieve greater results in terms of integrated policies, thereby promoting the sustainability of programme interventions.

Gender

GEF SGP emphasizes gender equality and women’s empowerment as essential elements to achieve sustainable development and global environmental benefits. Women have been identified as key decision makers about the use of resources, and have a significant influence on behavior patterns in communities in numerous countries. Women are often among the most affected by negative environmental impacts resulting from unsustainable resource use. Actors and actions for environmental management are enhanced and become more effective when both men and women are meaningfully involved.

As such, GEF SGP has developed a global gender mainstreaming policy and gender is one of the mandatory crosscutting requirements in GEF SGP grant making. At the national level, gender is an integral component of the CPS, and GEF SGP country programme teams support all NGO and CBO partners to consider gender in designing and implementing projects.

At the local level, numerous examples of gender mainstreaming can be highlighted, of which this report only presents a selection. Women directly benefit from GEF SGP interventions in **Cameroon**. In rural areas, women and girls are the primary users and collectors of natural resources for household use. As a result, increased environmental sustainability can be fostered when women are granted access to community decisions regarding the management of forest, water, land, energy sources and other natural resources. Out of 15 projects supported during the reporting period, women directly benefit from three projects (about 20% of the portfolio), and four additional projects have activities tailored to benefit women (such as the Women Sustainable Development Fund for alternative livelihood options).

In **Cambodia**, a Gender Action Plan was developed, which identified key gender goals that the programme would like to achieve. These goals include: (1) women are able to apply practical skills and knowledge to adapt to climate change and consequently enhance their livelihoods, and (2) women are empowered to participate in decision making and gain confidence and trust among the communities. With GEF SGP assistance, key indicators and activities to support the achievement of these goals are mainstreamed into project activities by NGOs and CBOs grantees.

Demonstration projects with strong gender components have recorded significant achievements in **Comoros**, mainly projects empowering women in the professional production and marketing of improved stoves, local pottery, and market gardens. The improved stoves aimed to overcome the difficulties of gathering wood, reduce respiratory diseases related to smoke emissions, and enable women to engage in income generating activities. An improved multipurpose oven further reduces consumption of firewood and is instrumental for developing the local bakery. This oven allows for rapid cooking in record time with only a 50cm piece of wood, reduced smoke emissions and increased income generation through baking activities.

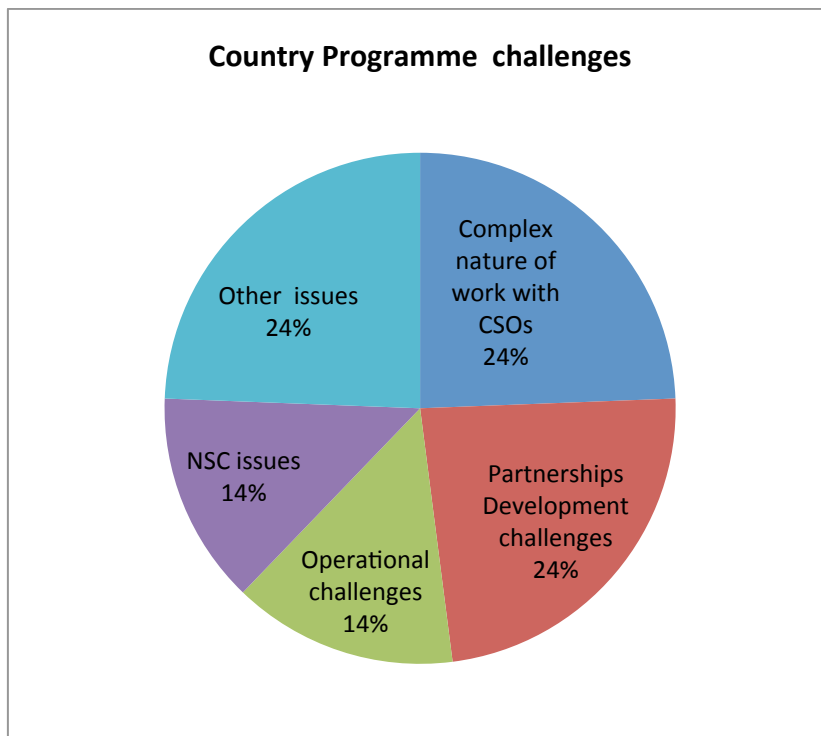
GEF SGP **Egypt** biodiversity projects which commenced during the reporting period focus on developing the skills of Bedouin women, preserving traditional handicrafts and marketing handicrafts in order to improve the livelihoods of local communities. These projects are expected to create job opportunities for women and youth, and to generate sustainable income for Bedouin families. Gender issues were also strongly taken into consideration in **Jordan**, with more than 40% of projects granted to women CBOs and cooperatives, and more than 90% of these projects are in rural low-income areas.

In **Mozambique**, a large number of GEF SGP projects partnered with women groups and promoted women's empowerment. Partner CBOs included PROLIR (promotion of women leadership) for sustainable fisheries management and village crafts entrepreneurship, the Traditional Healers Practitioners Forum for preservation of medicinal plants, and the Manica Province Women Empowerment Group for adoption of sustainable resource use. During the reporting period, five projects in Mozambique were implemented by rural women producer organizations and 100% of GEF SGP Mozambique projects demonstrate a gender focus from the design phase to the final evaluation. In **Senegal**, 33% of GEF SGP grantees are women's groups. Projects with mainly women participants primarily address mangrove rehabilitation on islands in the Saloum Delta National Park, solar cookers, and forest restoration, among others.

In **South Africa**, various projects ensured empowerment and participation of women in the realization of global environmental benefits. The Gender Activism in the South African Energy Sector project partnered with the NGO Sustainable Energy & Climate Change Project (SECCP) to directly empower 20 women from peri-urban Gauteng through the platform of the Women, Energy and Climate Change Forum, enabling them to influence policy decisions in parliament and educate other community members regarding renewable energy. The Thandanani Garden Club project empowered 90 women to produce various vegetables and fruits in two hectares of land. The Girl Guides South Africa project empowered over 60 young girls across South Africa to contribute to environmental conservation in their respective communities. The project resulted in the production of information and training materials on various GEF SGP priorities, technologies and practices. The project has instilled responsibility and a sense of valuing the environment in these girls for sustainable future resource management and nature conservation.

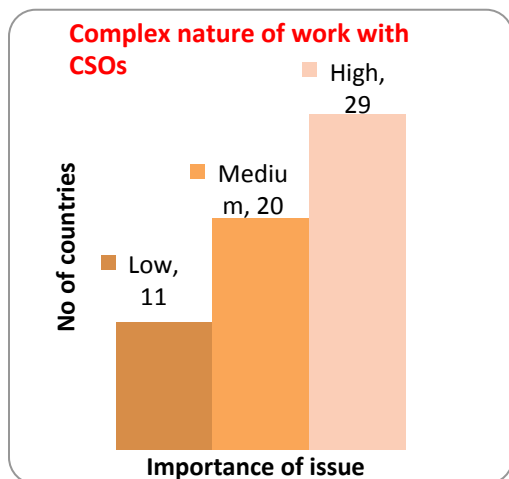
Main challenges faced by country programmes

In the majority of programme countries, GEF SGP introduces a unique way of working with local communities towards environmental and sustainable development objectives. GEF SGP provides financial resources to local CSOs to address global environmental issues, while at the same time it tries to empower and build the capacities of local communities. The challenges faced in this process may vary in nature and magnitude, subject to individual countries' political, economic and social circumstances, yet a number of distinctive issues emerge. Among these, the complex nature of work with implementing CSOs and the challenges of developing sustainable national or local partnerships are most prevalent. The findings in this section are based on 105 country and sub-regional programme survey reports.



Complex nature of work with implementing CSOs

The complexity of challenges that arise in working with CSOs is a major concern for many GEF SGP country programmes. A total of 60 country programmes reported it to be of concern, among which 29 country programmes gave this issue high importance.



Low capacities, skills and expertise of targeted groups (local NGOs, CBOs, IPs and other CSOs) remain one of main challenges. This requires National Coordinators (NCs), Programme Assistants (PAs) and National Steering Committees (NSCs) to dedicate considerable attention and provide constant assistance at all stages of the GEF SGP project cycle, starting with project proposal development through project implementation, including in grant management, financial and narrative reporting, knowledge management, and monitoring and evaluation. GEF SGP local staff provide almost daily informal training and mentoring to local communities, thus enabling successful project implementation and reporting.

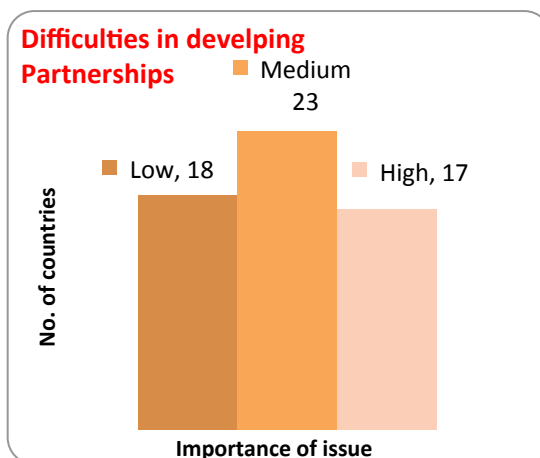
Consequently, the GEF SGP serves as an important mechanism in building capacities of local communities to take environmental action.

Another challenge is the continuing great demand for CSO projects versus GEF SGP funding constraints in most countries. As one of the few funding sources for CSOs, each GEF SGP country programme receives enormous numbers of project ideas or project proposals that exceed GEF SGP funding capacities. As an example, the GEF Core allocation for OP5 Year 1 for Sri Lanka was US\$ 350,000. The National Coordinator reported that over 315 project proposals were received in response to the call for proposals, but the NSC was only able to award 9 grants (less than 3% of the proposals received) due to the limited funding available. Managing CSO expectations is therefore an important task for country programmes in maintaining good relationships with local communities and CSOs.

Partnership development challenges

Partnership development is one of the key issues identified by NCs in 58 countries. These challenges occur at the country programme level as well as the project level.

1. Challenges in developing partnerships at the country programme level:
 - Attracting major local and international donors towards the GEF Small Grants Programme for co-financing: GEF SGP country programmes are required to create synergies with and attract resources from potential donors. However, NCs report difficulties due to the scarcity of international donors present in some countries. Furthermore, in some countries like Albania or Macedonia, the few other international donors may consider the small size of GEF SGP grants a “hindering” factor.

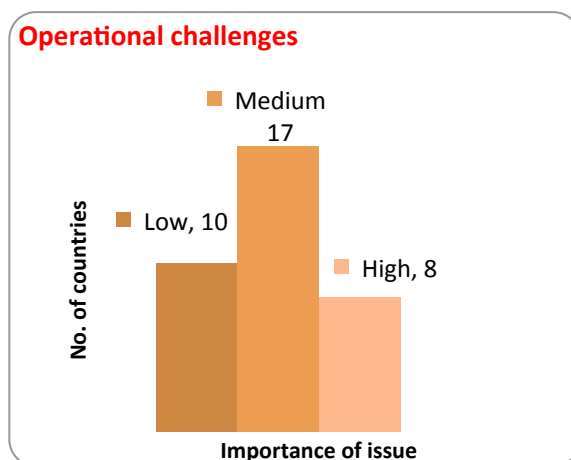


- Establishing good working relationships with the UNDP Country Office or national government: Some countries reported challenges in receiving STAR funds endorsement or establishing relationships with national institutions due to institutional instability in their countries.
2. Challenges in developing partnerships at project level:
- Partnerships contribute valuable experience, knowledge and support for project management and implementation, ultimately increasing project sustainability. However, the process of identifying potential partners and promoting such partnerships requires considerable investment of time and effort by GEF SGP country staff.

Operational challenges

Operational challenges comprise 14% of the total, and were reported by 35 countries. The GEF SGP process for grant proposals comprises six operational steps:

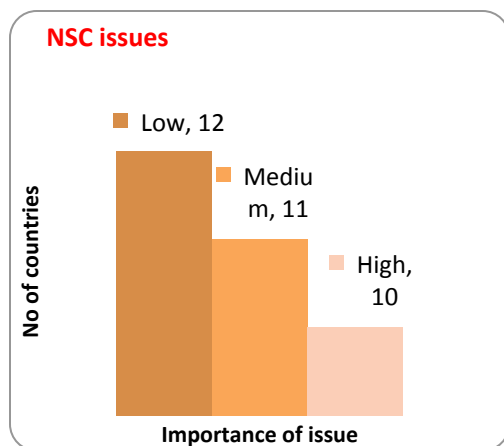
1. Potential grantee submits project proposal;
2. Preliminary screening of the proposals, soliciting further clarification if necessary;
3. Submission of eligible proposals to NSCs for their evaluation and approval;
4. Preparation of the Memorandum of Agreement (MoA) and all supporting documentation upon approval by the NSC and submission to the UNDP Resident Representative as delegated authority of UNOPS Executive Director for signature; countersignature of the MoA by the grantee makes it the legal basis for the new project;
5. Preparation of necessary documentation for the first disbursement of funds for UNDP CO review and disbursement;
6. Submission of subsequent disbursement requests (accompanied by required supporting documents) to UNDP CO based on timely project implementation and reporting.



Thus, effective GEF SGP project start-up requires timely cooperation by the UNDP CO and adequate operational capacity of the grantee, among other factors. Sometimes significant time may elapse between steps 3 and 4 (NSC approval and MoA signature) as well as between steps 5 and 6 (submission of requests and actual disbursements). One reason for such delays can be a lack of understanding of GEF SGP Standard Operational Procedures within UNDP Country Offices, as reported by two countries. These delays can have a negative impact on project implementation, especially considering the seasonality of the majority of GEF SGP projects.

NSC challenges

NSC challenges comprise 14% of the challenges highlighted, with 33 countries reporting such issues.



The NSC, a core structure of GEF SGP that functions on a volunteer basis, plays central role in project proposal approval. Therefore, the participation of the majority of NSC members at NSC meetings is important for the selection of project proposals for funding. Some country programmes report that the large number of NSC members (for example up to 17 in one case) make it difficult to arrange suitable meeting times with members coming from different sectors such as academia, NGOs, media, or government.

In some country programmes, changes within government agencies and/or other political factors may influence the participation of government representatives in NSC

meetings. In another case it took significant time and effort by the NC to explain to the government or UNDP CO that all NSC members have equal voting rights, regardless of whether they represent NGOs, government, private sector, or donors. Other country programmes, for example Armenia or Lesotho, report the challenge of attracting participation by the most experienced NGOs since, based on the GEF SGP Operational Guidelines, NSC membership would make them ineligible to apply for grants. Another reported challenge is achieving a well-balanced NSC and ensuring the participation of experts in all GEF focal areas.

Other challenges

GEF SGP country programmes also faced a variety of other challenges during the reporting period. A great number of country programmes report difficulties in successfully running the programme within the limitations imposed by the 10% management cost relative to grant ratio. Administrative budget restrictions have resulted in loss of staff and severely curtailed necessary monitoring and evaluation. These limitations have drastically increased NC workloads and may have negative impacts on the quality of services provided.

Delays in receiving OP5 country programme allocations are another challenge that can have a negative impact on programme effectiveness and any further delays may well impede the smooth and efficient operation of country programmes.

Upgrading countries reported challenges in the transition from being a part of the Global Programme to constituting a Full Size Project at the country level. GEF SGP staff in some upgrading countries noted that the length and complexity of the upgrading process required many iterations of documents with accompanying time delays.

Political and social instability and security issues have influenced the quality of GEF SGP implementation in a number of countries. In some countries, GEF SGP had to shift its geographic focus to more stable regions of the country, while in one country, it was reported that vandalism has posed challenges to GEF SGP projects.

Other challenges related to legal and regulatory frameworks were reported by some countries. In one case, regulations on the production and marketing of biodiversity products do not take small-scale rural communities into consideration, thereby creating considerable bottlenecks for project progress.

Solutions and mitigating actions undertaken

Addressing the challenges emerging from the complex nature of work with CSOs, GEF SGP now offers Capacity Development (CD) projects that can directly respond to the issues and concerns of grantees and potential grantees as well as build capacity and understanding of the GEF's mandate and global environmental priorities in their countries (see Section 4).

As a means of helping to ensure that vulnerable communities and local CSOs can access GEF SGP grants, all application and reporting forms are kept simple, adapted to country contexts and always in the local languages. In addition, NCs and PAs are committed to providing continuous support, guidance and assistance to grantees through project implementation and beyond.

Low capacities of CBOs/CSOs are also addressed by the use of planning grants and through interaction with resource persons (GEF SGP staff, NSC members, and volunteers) who can help with planning and designing projects. In other cases, a partner organization may serve as an intermediary for the grant recipient, supporting project management and reporting, and assisting with specific capacity development components that have been incorporated in project implementation to build the capacity of the community during the process.

Field visits and broad interactions with local communities are considered a good opportunity for capacity development as well. As NCs report, in each field visit the grantee's performance is evaluated in participatory fashion and this evaluation is shared with and explained to the grantee. In other instances, gender mainstreaming was emphasized by organizing meetings and workshops targeting both men and, highlighting the importance of women's active participation and gender equality and empowerment.

Capacity development of local communities and CSOs is addressed on a continuous basis. However, OP5 introduced limitations and reductions in administrative budgets, which impose a great risk to the successful response to this challenge and the fulfillment of GEF SGP's mandate to work with the poorest and most vulnerable communities in addressing environmental and sustainable development problems.

Addressing the challenge of partnership development at the country programme level is a critical task especially when it comes to positioning GEF SGP as a fast and effective delivery mechanism. Its success depends, apart from the quality of the programme, on a number of other factors such as: negotiation capacities of local staff, level of support from UNDP Country Office, and level of presence and interest of other local or international donors. Although NCs accept that the approach to this challenge is to create partnerships with other programmes financed by national and international institutions in the areas of environment, poverty reduction and community empowerment, they have pointed out that it is not easy to do so given the bureaucratic processes and institutional constraints.

Regarding partnership development at the project level, NCs report that their efforts are focused on forging partnerships with various organizations that will be able to contribute both cash and in kind co-financing, assisting the CSOs to network and link up with potential funders who will directly support the project, or on strengthening the marketing of project products. Dissemination of GEF SGP achievements to stakeholders and the wider public is another important aspect that contributes towards future partnership development. Wide circulation of project results, lessons learned and concrete examples of the positive impacts of GEF SGP projects has been one of the common ways of promoting GEF SGP, not only by country programme staff but by grantees and NSC members as well. It is therefore important for knowledge management efforts to be adequately funded so that lessons and experiences can be shared among grantees and across countries.

Aiming to address operational challenges, UNOPS, as the executing agency, has recently issued new instructions on simplified procedures in the grants disbursement process. This may have a positive impact on accelerating this process. At the same time, GEF SGP local staff continue to exert extra efforts in helping grantees in the timely preparation and submission of progress reports, as well as clarifying GEF SGP's policies, rules and regulations to UNDP COs who may be unfamiliar with the programme's methodology and operational procedures.

Actions to face NSC challenges include:

- Reduction in the number of NSC members, for example in Guinea this number is reduced from 17 to 10 NSC members. This allows for more flexibility for the NSC while keeping its high quality
- In cases of misunderstanding of NSC member's roles and voting procedures, NCs report that they have had to further explain the aim, structure and function of the NSC.

GEF SGP is a programme that has a significant impact on the lives of local communities across a wide spectrum of countries by working at the grassroots level. Hence, GEF SGP staff are continuously learning to anticipate and successfully face a range of challenges that may arise at any time in this process. The GEF SGP CPMT as well as UNOPS staff are in constant communication with country programme staff in order to understand emerging challenges and to help find and implement effective solutions. Successful programme management requires flexibility, tailoring of processes to local contexts, and considerable investment of time and effort in reaching out to partners and stakeholders to increase understanding of the programme's approach and mandate. Sharing of experience and good practices among country programme staff are also critical in effective implementation.

Global issues and challenges and mitigating actions

In addition to the types of challenges identified by NCs in the section above, GEF SGP experienced several challenges at the overall programmatic level which are described below:

- *Funding delays:* As mentioned in Section 2, SGP has received all its Core funding and approximately one third of total STAR funding. Core funds were received with a delay of 4 months, and the Pure STAR countries received their funding with a delay of 1 year and 4 months. This has caused some delays in implementation and delivery that would normally be expected at the end of the first year of grant making. Moreover, as of the submission of this report, two thirds of STAR funds remain to be accessed by GEF SGP at present (in total \$76m).
- *Pre-set Core allocations for countries:* In the past GEF SGP was able to allocate grant funding from Core funds in a flexible manner to countries, based on a number of considerations such as size of the country, population, absorptive capacity, past performance of the portfolio, demand from CSOs, etc. In OP5 the allocations from Core funds have been pre-set based on certain external criteria – such as LDC, or SIDS, number of years a country has been active in the programme, and level of STAR funds available to the country. As a consequence some countries get as little as \$200,000 in total from Core funds and are expected to secure additional funds from STAR (e.g. Albania and Cote d'Ivoire), while others – mostly LDCs and SIDS-get up to \$1.2m from Core funds. Coupled with variability in countries' STAR endorsement to GEF SGP and the delay in access to STAR funds for the majority of countries, the preset Core allocations have meant that many country programmes with low Core funds are not operating at optimal funding levels as they do not yet have access to STAR funds or have failed to secure additional STAR

funds. At least one country – Viet Nam – no longer has access to Core funding and has received no STAR funds till now, which may necessitate the closure of the programme.

- *Expanding scale of GEF SGP operations:* While the programme has increased its country coverage in the last 7 years by one third – going from just over 80 countries in 2005 to 119 at present (128 if including upgraded countries), staff in CPMT have only increased by one additional position during the same period of time.¹⁶ This has led to extreme workloads at CPMT, with Programme Advisors responsible for 1-2 focal areas, as well as on average providing oversight for 30 countries. The remaining CPMT staff deal with all countries that are active within the global programme at present on a range of issues.
- *Investing in capacity development and exchange among staff:* While the programme has funds for a series of Regional workshops once during a four year operational phase, this level of exchange between NCs and CPMT and among NCs from a region is insufficient. Ideally such regional workshops should be conducted on a biannual basis to keep staff updated and informed and provide a forum for knowledge and experience sharing from different country programmes. Given limited funding for CPMT to travel to programme countries, biannual workshops would facilitate greater interaction between headquarters and country programme staff.
- *Staff turnover:* GEF SGP experienced staff turnover during the reporting period with nearly 15 new NCs joining SGP and approximately the same number of PAs. Training opportunities are provided to new NCs to spend one week for induction training in a nearby experienced SGP country programme, however funding for similar training for PAs is not available due to funding constraints and affects the efficient operations of the programme given the range of grant administration and financial tasks carried out by the PAs.

Among the mitigating measures CPMT is taking to address the above challenges are the following:

- Request for early approval of the next two tranches of STAR funding, so that all countries can have access to grant funding quickly, as well as the possibility to advance some funding from Core to countries that have no more Core funds available and have not yet received endorsed STAR funds.
- Request the next GEF SGP Steering Committee to review the Core allocations, with a view to allowing the flexibility to CPMT to adjust grant allocations to countries based on absorptive capacity and other performance issues.
- CPMT is structured to promote exchange of experience on programme matters among the small headquarters team through close interaction and exchange, which saves time and helps in resolving problems quickly. A system of focal points and alternate regional focal points was established to allow CPMT functions to be covered at all times, including the absence of a staff member on leave or mission. However, a further strengthening of CPMT is advisable in view of the expanded scale of SGP operations and this is a topic that it is hoped a future evaluation could assess.
- GEF SGP manages email communications in a way to promote exchange between NCs and PAs on key topics. In addition many CPMT staff facilitate group skype calls or telephone calls to discuss key issues periodically with NCs and PAs. Recently UNOPS has also developed webinars on key administrative and financial topics. However, greater face to face interaction during the course of the operational phase is still needed. Some small savings in the Regional workshops

¹⁶ A Programme Advisor for Land Degradation and Sustainable Forest Management, with additional regional oversight responsibilities as well, was added to the team in OP5.

overall budget are planned to be used for 1-2 additional capacity building workshops for new countries or countries with shared concerns where a few NCs (4-5) can be brought together to address challenges and/or receive additional training. However, it is recommended that additional non-grant resources are made available to ensure that key programme support and management issues, such as workshops and training for staff, are adequately funded.

- It is difficult to foresee or prevent staff turnover, however GEF SGP tries to learn from departing staff by organizing exit interviews to identify knowledge and lessons learnt by the staff member and also to understand the reasons for staff attrition. In some countries such turnovers happen frequently, possibly due to other attractive employment opportunities and/or relatively limited number of technically qualified individuals, while in other cases the decision is due to other personal reasons. The programme tries to recruit new staff quickly to fill vacant posts and to send them for induction training quickly, generally to neighboring countries.

5. Assessment of Management Performance

Monitoring and Evaluation

In OP5 GEF SGP has committed to reporting on an annual basis through an Annual Monitoring Report (AMR) which is submitted by the programme to UNDP and the GEF. This is the first AMR prepared and submitted by GEF SGP, and the process of its development owes much to the extensive consultation and guidance received from both UNDP and GEF Secretariat colleagues. The AMR is based on data gathered through annual reports received from NCs in all GEF SGP country and sub-regional programmes, who report on lessons and results during the reporting period (particularly from completed and mature projects), key partnerships, and implementation progress and challenges experienced by their programmes, through a global survey exercise. The survey data is reviewed and analyzed by CPMT, together with figures and data drawn from the SGP global database, and compiled within a global report that also reflects CPMT's global perspective, comparative assessment of key results in specific focal and thematic areas, as well as assessment of overall programme progress and implementation issues.

Monitoring and Evaluation (M&E) is carried out on an ongoing basis within GEF SGP at many levels. In terms of its global targets and indicators, these are estimated and reflected in the Results Framework which was part of the OP5 Core project document. It should be noted however, that unlike regular GEF Full and Medium Sized projects, SGP is not a single project with a specific baseline and context, rather it is a grant making mechanism which provides grant funding to address global environmental challenges at the local level in a plethora of different contexts. Grant making is carried out on an ongoing and demand driven basis in line with GEF SGP global objectives and consistent with Country Programme Strategies (CPS) for each programme country (the process for CPS formulation and approval is described in Section 5). Firm targets and achievement levels for indicators at the global level cannot be established as this is determined ultimately at the end of the Operational Phase by the types of projects submitted by grantees and approved by NSCs for funding. However the OP5 Results Framework helps to estimate achievement levels for the types of results that could be anticipated under each focal area (based on analyses of previous GEF SGP experience). It also provides the relative targets for distribution of funding for different focal areas globally, while leaving some flexibility for countries to determine the highest priority environmental issues through their CPS, which is the key document that helps SGP country programmes to translate global programme objectives to the country context and define GEF SGP's niche in providing support for community level environmental initiatives.

At the project level, implementation of grants funded by GEF SGP is monitored by the grantee partners who are required to prepare and submit periodic progress reports as well as track and report on indicators through a final report. As GEF SGP is recognized as an accessible on the ground mechanism for communities and CSOs to directly access and utilize funding for global environmental benefits, it is important that procedures and reporting requirements are kept simple in line with the capacity of local community groups. The GEF SGP structure therefore relies considerably on NCs as well as PAs to assist the grantees in monitoring and assessing progress. This entails frequent and constant interaction with grantees to build their capacity in monitoring as well as regular site visits by NCs, NSC members and PAs to visit projects and monitor and assess their results first hand. Monitoring and evaluation and capacity building activities therefore constitute a large portion of the time of GEF SGP country staff, and adequate funding is also required for frequent site visits and interactions with grantees for the projects to be successful and for the knowledge to be effectively captured and communicated.

At the global level M&E is a subject of ongoing interaction between CPMT and NCs, in order to translate focal area objectives and technical guidance into simple and community friendly techniques that can be used and applied easily to measure and track progress and results of small projects with low budgets. Ultimately, GEF SGP has found that for M&E to make sense it must be both easy to use and of direct value to the community or grantee partner. CPMT staff tries to provide reference materials, strategies and guidelines for community monitoring in different technical areas, while NCs provide feedback on application of M&E guidelines and practical experience from the ground on effective M&E approaches.

In OP5, as reflected in the project document, GEF SGP initially expected to add one additional staff member, a Results Based Management (RBM) advisor to the CPMT team. However due to the shortage of the non-grant funding budget available to the programme and the necessity to keep costs low, unfortunately this post had to be cancelled. M&E is now covered as part of the functions of all CPMT staff, with Focal Area specialists providing guidelines within their technical areas and the Global Manager, Deputy Global, KM and Communications Specialist, and Programme Assistants providing assistance to the overall monitoring and reporting process. A key M&E tool is the GEF SGP project database which was developed in 1999/2000, and has been a key instrument for tracking information on project scope, funding and results over the past several operational phases. The database is however limited in certain respects in the data that it can provide and the global reports that can be generated. CPMT has undertaken a comprehensive analysis of the new functionalities needed and plans to launch an extensive redesign of the database within the next reporting period.

GEF SGP has undergone four Independent Evaluations since its inception with the last one being the Joint Evaluation of GEF SGP conducted by the GEF Evaluation Office (EO) and the UNDP Evaluation Office in 2008. GEF SGP is expected to undergo the next independent evaluation during the course of OP5.

GEF SGP has also been assessed at the country level as part of Country Portfolio Evaluations (CPE) undertaken by the GEF EO. Below are some findings from the two most recent CPEs undertaken during this reporting period.

CPE	Findings
Nicaragua, May 2011	"The SGP support has also been instrumental in leading to benefits and impacts for local populations. In all cycles, Nicaragua has supported the SGP with funds from its country allocation. Under STAR 2010-2014, Nicaragua has allocated \$1.8 million to the SGP representing 27% of its total country allocation."

Barbados, May 2011	"There are numerous small-scale site activities financed through the SGP in the OECS. The projects funded through the GEF SGP provide opportunities for community-level stakeholders to initiate or build on the participatory process in community development, and contribute to capacity development of the executing CSOs."
-----------------------	---

Grant approval effectiveness

GEF SGP continues to endeavor to be fast and effective mechanism for getting funding to local communities. Based on a random sample of 10 countries (while ensuring inclusion of at least 1-2 countries from each region) the time from NSC approval of a grant project until signature on the Memorandum of Agreement between the grantee and UNDP was checked. Projects approved in the last two NSC meetings held during the reporting period were reviewed. Through this exercise, it was found that the time elapsed from NSC approval to MOA signature is 24 days on average for the countries selected in this sample. However the time lapse from NSC approval to MOA signature varied between countries - from 5 days to 59 days.

The reasons for the longer time lag from NSC approval till MOA signature of projects in some countries were found to include among others:

- weak capacity of grantee organizations and the need for further capacity building and training
- need to finalize aspects of proposed projects, based on comments received from the NSC, prior to MOA signature (e.g. in China a 30 day target period is set from NSC approval till MOA signature so that outstanding issues can be carefully addressed any necessary modifications made by grantees)
- remoteness of the areas where SGP is active (e.g. in DRC, SGP is active in the Equateur province, which is distant from the capital city)
- delays in countries where there is no local UNDP office presence (e.g. Belize is covered by the UNDP Office in El Salvador).

Such information is useful for CPMT to observe and learn from issues arising in different local contexts, in order to address any challenges and help streamline the process from NSC approval till MOA signature as the legal basis for commencing the project. However it should be noted that a 5 day turn around may not be possible or advisable in certain countries where capacity challenges are significantly greater and issues need to be carefully fine-tuned prior to project commencement. CPMT is however working with UNOPS as well as NCs and UNDP COs to help simplify processes and provide guidance to help countries transition approved projects to MOA signature without undue difficulty or delay.

Risk Management

Potential risks to GEF SGP can be divided into Programmatic risks which have the potential to affect the ability of the programme to realize its goals, and Operational risks which may affect day to day operations and financial management of the programme. These sets of risks are addressed below.

Programmatic risks: The GEF SGP OP5 CEO endorsement document for Core funding (January 2011) noted that as the programme has been active under successive phases for 20 years there are few unforeseen risks to be expected, and risk mitigation measures are already in place for known risks.

However the following possible risks were identified at the time, and are discussed below along with the mitigation measures foreseen and implemented:

- The challenge of working directly with CBOs and NGOs that have a low level of technical and management capacity. This challenge has been extensively discussed in Section 4. As noted earlier, the GEF SGP works with grantees to help build capacity, linking grantee partners to learn from each other, and working in a flexible manner that responds to the strengths and comparative advantages of grantees. Risks of underperformance due to capacity limitations will continue to be mitigated by the oversight and monitoring of the SGP portfolio in each country by SGP CPMT, the UNDP CO and the NSC. However adequate staffing and funding for capacity development, site visits and monitoring are necessary for the programme to function well in such challenging contexts.
- The upgrading of 10 countries to be implemented as "stand-alone" FSPs in OP5 was identified as another possible risk. This risk has been largely mitigated through the constant support from UNDP towards the upgrading process. On the positive side, upgrading countries have gained access to greater levels of funding. However the transition process for some has been lengthy, with a long gap in new grant making during this period.
- The addition of new country programmes, in LDCs, SIDS, and/or countries in conflict/post-conflict situations was identified as another potential risk for GEF SGP. While considerable progress has been made in starting up in new countries like Afghanistan, East Timor, as well as in several SIDS, the actual complexities of programme implementation still remain to be seen. GEF SGP has however drawn valuable lessons from its work in post conflict countries like DRC and Liberia in OP4, as well as in several SIDS, which will be applied in similar contexts. The additional capacity, logistic or security related requirements of programme implementation in difficult contexts would need to be assessed on an ongoing basis to be able to plan for and deliver realistic outcomes.
- The overall expansion of the GEF SGP to a greater number of countries, was identified as another potential risk. The overall level of effort for coordination and implementation at the central level has increased as a consequence. The challenges resulting from this are discussed at length in the previous section, along with some of the risk mitigation measures being applied.
- The variation in grant allocations for countries from Core and STAR – with some countries no longer eligible for SGP core resources, and thus becoming wholly dependent on receiving a sufficient STAR allocation that ensures cost-effectiveness of the program – was identified as another risk. This remains a serious risk for some country programmes that have received limited or no STAR funds to sustain a viable SGP programme. GEF SGP has scaled down operations in some countries, while the programme may need to consider phasing out in others. This is proposed to be a topic for discussion in future in the GEF SGP Steering Committee.
- Potential climate change effects were identified as another risk, particularly with respect to biodiversity and land degradation. GEF SGP has been piloting community based adaptation measures through projects in 9 countries with funding provided by the Strategic Priority for Adaptation (SPA) CBA project, and in 38 global SIDS as well as 4 Mekong basin countries through the co-financing provided by the Australian Aid CBA project. These ongoing projects are providing valuable methodologies and field tested results and approaches from working with communities in different contexts, that will be reflected on and adapted to other regions so that climate resilience and ecosystem based adaptation can be integrated more systematically as a cross cutting theme within GEF SGP projects in order to buffer communities and SGP projects from the possible effects of climate change.
- Possible exogenous risks were also identified. During the reporting period a key element has been the transition process resulting from the Arab spring in several GEF SGP countries which

has resulted in both challenges (due to fluctuation in government, NSC membership etc.) as well as opportunities (potential for empowering civil society to play a constructive role in social and environmental action). The extent of changes and the consequences remain to be fully understood and determined as of this time, however CPMT and country programmes remain in close coordination on key matters.

- Delays in programme implementation in certain countries, is identified as a new risk, which can result from a broad review by governments of their overall development priorities (ongoing at the national level in two countries), and in cases where the government requires a re-clarification of its working relationship with civil society (relevant in two cases). These broad processes can affect GEF SGP by bringing regular grant making processes to a standstill until change/consultation processes are completed. While the occurrence of such risks is limited, effects in specific countries can lead to significant delay in programme implementation.

Operational risks: GEF SGP is executed by UNOPS, which is responsible for ensuring high standards of fiduciary management and providing legal, administrative and operational support to the programme. UNOPS employs a Risk Management Strategy with a set of specific risk management techniques and standards that are applied for identifying, planning, implementing and communicating risks in operational matters. The purpose of the Risk Management Strategy is to integrate a risk management approach within the day-to-day project management activities of GEF SGP country programmes, in order to mitigate the occurrence of any risk or threat as well as to exploit any opportunities. The table below presents some of the key elements of the Risk Management Strategy.

Risk Management Procedures	The procedure is to identify, assess, plan, implement and communicate the risk
Tools & Techniques	Refers to the Risk Management Systems in place
Time of Risk Management Strategy	Defines when the Risk Management Activities are to be undertaken
Roles and Responsibilities	Defines the roles and responsibilities of the Risk Management Activities
Scales	Defines the impact of the risk, i.e., High, Medium and Low
Proximity & Likelihood	Defines that timing and the probability of risk occurrence
Risk Tolerance	Defines the threshold levels of risk exposure

Some of the basic types of risks foreseen in operational matters and the mitigation measures in place within GEF SGP are described below:

Risk	Impact	Likelihood	Mitigation
Incorrect Procurement Process	Low	Low	Local: UNOPS SOPs and UNDP CO oversight; Global: UNOPS leads process and has produced standardized guidance

Incorrect HR Process and Poor Performance	Low	Low	Local: UNOPS SOPs and UNDP CO oversight; Global: UNOPS leads process and has produced standardized guidance; SGP PRA System
Non-compliance with legal standards	Medium	Low	UNOPS has produced standard templates and reviews each legal document; legal advice available
Loss of cohesion	Medium	Medium to High	Standardization of processes: Operational Guidelines, CPS, SOPs, etc.
Deterioration of Security Situation	High	Low to Medium	MOSS compliance assessment and frequent review / updates; Security Tests
Conflict of Interest	High	Very Low	Ethics Course, Certificate and Training; NSC and family members not eligible for grants
Other un-ethical behavior	High	Very Low	Ethics Course, Certificate and Training

It is also important to note that GEF SGP underwent a comprehensive series of Audits, with 80 country programme audits conducted during the period 2009-2010. During the reporting period, audit findings were systematically reviewed and addressed, with all audit observations effectively closed. This comprehensive exercise has helped CPMT and UNOPS to develop a set of mitigating actions in order to address audit observations. The audits also pointed out best practices in country programmes, which has helped to further improve GEF SGP practices. In OP5 a new set of risk-based audits, targeting selected countries, will be initiated starting in 2013.

6. Financial Delivery

Total financial delivery of GEF SGP for the reporting period was over \$57 million, of which over \$35 million was delivered during the calendar year 2011, while more than \$15 million was delivered in the first 6 months of 2012.

The overall delivery rate in the reporting period has slowed down somewhat compared to the delivery rate registered by GEF SGP in the last year of OP4 (2010). This is due to the fact that the period under review was characterized by an extended bridging period between OP4 and OP5 (from July 2010 through April 2011) and the late arrival of GEF SGP Core funds in April 2011, as well as subsequent delays in accessing STAR funding. As a result new grant commitments could not be made in programme countries. Slowing down of delivery during this period may also be attributed to 10 highly experienced and mature countries leaving GEF SGP as a global programme and transitioning to become separate FSPs as upgraded countries. Grant making was also relatively slow during the early part of OP5 due to the need for the programme to undertake a number of planning and capacity building activities – such as preparation, review and approval of Country Programme Strategies by each SGP Country Programme and 2 Sub-Regional Programmes, as well as the organization of 5 Regional workshops involving NCs from all GEF SGP countries.

Financial Delivery for GEF SGP during the period 1 January 2011 to 30 June 2012

Year 2011 (Jan-Dec)	Year 2012 (Jan -Jun)	Total
35,960,554	15,177,200	51,137,754

Breakdown by Operational Phase

Operational Phase	Year 2011 (Jan-Dec)	Year 2012 (Jan -Jun)	Total
OP2	1,133,607	104,826	1,238,433
OP3	4,198,073	(108,720)	4,089,353
OP4	18,269,353	(201,315)	18,068,038
OP5	12,359,521	15,382,409	27,741,930
Total	35,960,554	15,177,200	51,137,754

Note: the negative amounts for OP3 and OP4 represent some unliquidated obligations from prior years

Annex 1: Basic Data on SGP Operational phases

SGP Operational Phase	GEF ID	Agency ID	Focal Area	Region	Trust Fund	Implementation period (MM/YYYY)				Grant amount and disbursement (US\$)		Co-financing amount (US\$)		SGP Evaluation Date	Status (CEO Endorsed, Under Implementation, Cancelled, Withdrawn, Completed)
						Start	Proposed End	Revised End	Actual End	GEF Grant Amount	Disbursement as of June 30, 2012	Estimated at CEO Endorsement	Materialized as of June 30, 2012		
Phase 2	1484	2341	MFA	Global	GEF	Feb-02	Feb-03		May-04	20,711,552	20,711,552	22,000,000	96,578,254	3rd Independent Evaluation April 28, 2003	Completed
Phase 2	1818	2341	MFA	Global	GEF	Feb-03	Feb-04		Feb-05	26,997,000	26,997,000	27,000,000			Completed
Phase 2	2367	2341	MFA	Global	GEF	Feb-04	Feb-05	Jun-13		31,225,480	28,085,896	28,000,000			Under Implementation
Total Phase 2										78,934,032	75,794,448	77,000,000			
Phase 3	2580	3343	MFA	Global	GEF	Feb-05	Jan-08		Dec-06	47,000,000	47,000,000	34,000,000	114,704,008	4th Independent Evaluation	Completed
Phase 3	2592	3343	MFA	Global	GEF	Mar-06	Feb-09		Sep-07	25,000,000	25,000,000	25,000,000			Completed
Phase 3	2593	3343	MFA	Global	GEF	Mar-06	Feb-09		Apr-08	15,000,000	15,000,000	15,000,000			Completed
Phase 3	3145	3343	MFA	Global	GEF	Mar-07	Feb-10	Jun-14		20,000,000	17,651,140	20,000,000			Under Implementation
Total Phase 3										107,000,000	104,651,140	94,000,000			
Phase 4	3228	3952	MFA	Global	GEF	Jul-07	Jun-10	Jun-15		106,000,000	98,926,613	147,000,000	141,557,544		Under Implementation
Phase 4	3514	3952	MFA	Global	GEF	Jul-08	Jun-10		Sep-09	13,647,498	13,647,498				Completed
Phase 4	3515	3952	MFA	Global	GEF	Jul-07	Jun-10		Dec-09	3,999,093	3,999,093				Completed
Phase 4	3871	3952	MFA	Global	GEF	Nov-09	Jun-10	Jun-15		45,211,963	35,250,555	44,500,000			Under Implementation
Total Phase 4										168,858,554	151,823,759	191,500,000			
Phase 5 (CORE)	4329	4561	MFA	Global	GEF	Jan-11	Dec-14	Jun-15		134,615,385	26,066,205	134,615,385	50,914,000		Under Implementation
Phase 5 (STAR)	4541	4561	MFA	Global	GEF	Jan-11	Dec-14	Jun-15		40,828,365	1,675,725	40,890,000	7,875,000		Under Implementation
Total Phase 5										175,443,750	27,741,930	175,505,385			

Annex 2: GEF SGP Country Programmes: Grants and Co-financing¹⁷

Data drawn from SGP database on 17 August 2012

Country	Year started	GEF SGP Funding Sources			Co-Financing		
		Number of Projects	Average Grant Size	Total GEF Grants	Project level Co-financing	Additional co-financing mobilized at country programme level	Total Co-financing
ALBANIA	1996	194	\$ 11,526	\$ 2,235,992	\$ 1,027,761	\$ 92,315	\$ 1,120,076
ARGENTINA	2005	110	\$ 20,444	\$ 2,248,846	\$ 2,674,426	\$ 71,088	\$ 2,745,514
ARMENIA	2009	20	\$ 35,453	\$ 709,050	\$ 1,388,270	\$ -	\$ 1,388,270
BAHAMAS	Barbados and OECD Sub-region until 2012	12	\$ 13,333	\$ 159,996	\$ 140,178	\$ -	\$ 140,178
BARBADOS	Barbados and OECD Sub-region until 2012	112	\$ 20,490	\$ 2,294,872	\$ 3,066,098	\$ -	\$ 3,066,098
BELARUS, REPUBLIC OF	2004	82	\$ 35,901	\$ 2,943,881	\$ 3,603,970	\$ -	\$ 3,603,970
BELIZE	1993	185	\$ 26,283	\$ 4,862,385	\$ 3,975,941	\$ 22,431	\$ 3,998,372
BENIN	2005	41	\$ 30,485	\$ 1,249,872	\$ 1,414,885	\$ -	\$ 1,414,885
BHUTAN	1996	90	\$ 25,334	\$ 2,280,016	\$ 2,534,340	\$ 3,215	\$ 2,537,555
BOLIVIA	1992	266	\$ 26,347	\$ 7,008,318	\$ 7,258,636	\$ 297,771	\$ 7,556,407
BOTSWANA	1992	158	\$ 26,587	\$ 4,200,686	\$ 9,412,177	\$ -	\$ 9,412,177
BRAZIL	1994	317	\$ 25,478	\$ 8,076,613	\$ 12,412,143	\$ -	\$ 12,412,143
BULGARIA	2005	121	\$ 32,777	\$ 3,966,075	\$ 5,425,810	\$ -	\$ 5,425,810
BURKINA FASO	1992	147	\$ 33,274	\$ 4,891,228	\$ 2,904,844	\$ 9,080	\$ 2,913,924
BURUNDI	2009	18	\$ 43,936	\$ 790,855	\$ 699,957	\$ -	\$ 699,957
CAMBODIA	2004	60	\$ 35,844	\$ 2,150,663	\$ 2,075,092	\$ 4,650,540	\$ 6,725,632
CAMEROON, REPUBLIC OF	2005	52	\$ 26,345	\$ 1,369,935	\$ 1,580,075	\$ 86,542	\$ 1,666,617

¹⁷ Cumulative since start of each Country Programme

CAPE VERDE	2009	41	\$ 19,785	\$ 811,175	\$ 172,578	\$ -	\$ 172,578
CENTRAL AFRICAN REPUBLIC	2009	23	\$ 23,542	\$ 541,458	\$ 740,189	\$ -	\$ 740,189
CHAD	2005	43	\$ 26,169	\$ 1,125,285	\$ 941,553	\$ 211,097	\$ 1,152,650
CHILE	1992	257	\$ 27,331	\$ 7,024,145	\$ 5,757,168	\$ 27,909	\$ 5,785,077
COMOROS	2006	34	\$ 29,632	\$ 1,007,498	\$ 602,967	\$ 65,400	\$ 668,367
COSTA RICA	1993	544	\$ 17,655	\$ 9,604,465	\$ 17,247,937	\$ 34,500	\$ 17,282,437
COTE d'IVOIRE	1993	215	\$ 20,219	\$ 4,346,979	\$ 3,528,136	\$ 12,576	\$ 3,540,712
CUBA	2004	54	\$ 37,154	\$ 2,006,289	\$ 6,332,045	\$ -	\$ 6,332,045
DEMOCRATIC REPUBLIC OF THE CONGO	2009	49	\$ 30,733	\$ 1,505,905	\$ 591,939	\$ -	\$ 591,939
DOMINICA	1994	59	\$ 22,339	\$ 1,317,979	\$ 1,586,846	\$ 343,996	\$ 1,930,842
DOMINICAN REPUBLIC	1994	369	\$ 21,410	\$ 7,900,283	\$ 23,458,442	\$ -	\$ 23,458,442
ECUADOR	1994	247	\$ 32,229	\$ 7,960,592	\$ 8,887,758	\$ 35,973	\$ 8,923,731
EGYPT	1993	273	\$ 21,162	\$ 5,777,139	\$ 5,334,138	\$ 19,454	\$ 5,353,592
EL SALVADOR	2001	123	\$ 24,157	\$ 2,971,361	\$ 4,311,897	\$ -	\$ 4,311,897
ERITREA	2009	9	\$ 33,333	\$ 300,000	\$ 352,941	\$ -	\$ 352,941
ETHIOPIA	2004	91	\$ 27,470	\$ 2,499,804	\$ 2,152,145	\$ 579,218	\$ 2,731,363
FIJI sub-region (Fiji, Kiribati, Nauru, Tonga, Tuvalu)	2003	76	\$ 36,075	\$ 2,741,684	\$ 1,963,314	\$ 434,687	\$ 2,398,001
GAMBIA	2008	27	\$ 25,880	\$ 698,760	\$ 238,438	\$ -	\$ 238,438
GHANA	1993	174	\$ 22,590	\$ 3,930,577	\$ 10,160,558	\$ 220,750	\$ 10,381,308
GUATEMALA	1996	334	\$ 11,584	\$ 3,869,141	\$ 6,099,991	\$ 807,184	\$ 6,907,175
GUINEA	2009	25	\$ 27,950	\$ 698,750	\$ 332,945	\$ -	\$ 332,945
GUINEA-BISSAU	2010	13	\$ 26,388	\$ 343,040	\$ 267,700	\$ -	\$ 267,700
HAITI	2007	27	\$ 37,340	\$ 1,008,169	\$ -	\$ -	\$ -
HONDURAS	2001	131	\$ 26,499	\$ 3,471,385	\$ 9,775,964	\$ 1,157,259	\$ 10,933,223
INDIA	1995	279	\$ 25,880	\$ 7,220,552	\$ 10,300,167	\$ 686,929	\$ 10,987,096
INDONESIA	1992	362	\$ 18,631	\$ 6,744,518	\$ 7,120,413	\$ 373,211	\$ 7,493,624
IRAN (ISLAMIC REPUBLIC OF)	2000	214	\$ 21,775	\$ 4,659,760	\$ 25,106,479	\$ -	\$ 25,106,479
JAMAICA	2003	57	\$ 29,925	\$ 1,705,719	\$ 2,459,444	\$ 817,003	\$ 3,276,447

JORDAN	1992	184	\$ 32,609	\$ 6,000,000	\$ 11,467,860	\$ -	\$ 11,467,860
KAZAKHSTAN	1996	259	\$ 18,872	\$ 4,887,871	\$ 6,784,479	\$ 1,278,451	\$ 8,062,930
KENYA	1993	256	\$ 28,421	\$ 7,275,805	\$ 5,054,038	\$ 124,721	\$ 5,178,759
KYRGYZSTAN	2001	232	\$ 13,650	\$ 3,166,804	\$ 3,330,484	\$ -	\$ 3,330,484
LAO PEOPLE'S DEMOCRATIC REPUBLIC	2008	54	\$ 35,747	\$ 1,930,332	\$ 184,577	\$ 38,690	\$ 223,267
LEBANON	2001	52	\$ 32,724	\$ 1,701,634	\$ 1,332,406	\$ 17,632	\$ 1,350,038
LESOTHO	2007	28	\$ 29,414	\$ 823,603	\$ 995,748	\$ -	\$ 995,748
LIBERIA	2008	26	\$ 25,808	\$ 671,000	\$ 378,000	\$ 11,000	\$ 389,000
LITHUANIA, REPUBLIC OF	2000	104	\$ 25,108	\$ 2,611,280	\$ 9,992,689	\$ -	\$ 9,992,689
MACEDONIA, THE FORMER YUGOSLAV REPUBLIC OF	2004	65	\$ 21,303	\$ 1,384,682	\$ 1,680,352	\$ -	\$ 1,680,352
MADAGASCAR	2005	143	\$ 19,696	\$ 2,816,500	\$ 2,799,098	\$ 25,663	\$ 2,824,761
MALAWI	2008	26	\$ 34,615	\$ 900,000	\$ 633,075	\$ -	\$ 633,075
MALAYSIA	1996	112	\$ 36,172	\$ 4,051,249	\$ 13,305,680	\$ -	\$ 13,305,680
MALDIVES	2009	17	\$ 27,805	\$ 472,687	\$ 270,845	\$ -	\$ 270,845
MALI	1993	311	\$ 26,787	\$ 8,330,801	\$ 31,298,538	\$ 236,863	\$ 31,535,401
MARSHALL ISLANDS	Micronesia sub-region until 2005-2012	1	\$ -	\$ -	\$ -	\$ -	\$ -
MAURITANIA	2001	126	\$ 24,046	\$ 3,029,830	\$ 2,461,053	\$ 1,757,554	\$ 4,218,607
MAURITIUS	1995	129	\$ 30,049	\$ 3,876,273	\$ 7,900,155	\$ -	\$ 7,900,155
MEXICO	1994	468	\$ 21,580	\$ 10,099,582	\$ 14,271,811	\$ 15,228	\$ 14,287,039
FEDERATED STATES OF MICRONESIA	2004	47	\$ 26,644	\$ 1,252,279	\$ 1,301,463	\$ 411,813	\$ 1,713,276
MONGOLIA	2002	309	\$ 7,570	\$ 2,339,271	\$ 2,714,544	\$ -	\$ 2,714,544
MOROCCO	1996	139	\$ 27,624	\$ 3,839,723	\$ 7,433,958	\$ 922,404	\$ 8,356,362
MOZAMBIQUE	2003	115	\$ 19,834	\$ 2,280,905	\$ 1,272,591	\$ -	\$ 1,272,591
NAMIBIA	2002	66	\$ 26,953	\$ 1,778,902	\$ 2,206,259	\$ 2,363,876	\$ 4,570,135
NEPAL	1993	150	\$ 33,625	\$ 5,043,732	\$ 6,548,071	\$ 50,000	\$ 6,598,071
NICARAGUA	2003	140	\$ 18,282	\$ 2,559,495	\$ 2,380,487	\$ -	\$ 2,380,487
NIGER	2002	99	\$ 30,495	\$ 3,018,959	\$ 2,617,906	\$ 260,439	\$ 2,878,345
NIGERIA	2009	68	\$ 27,910	\$ 1,897,869	\$ 1,370,376	\$ -	\$ 1,370,376

PAKISTAN	1993	221	\$ 28,568	\$ 6,313,563	\$ 11,013,073	\$ 43,694	\$ 11,056,767
PALAU	Micronesia sub-region until 2005-2012					\$ -	
PALESTINIAN AUTHORITY	1996	113	\$ 32,744	\$ 3,700,125	\$ 1,659,059	\$ 502,610	\$ 2,161,669
PANAMA	2005	85	\$ 20,784	\$ 1,766,661	\$ 1,553,474	\$ -	\$ 1,553,474
PAPUA NEW GUINEA	1994	153	\$ 14,273	\$ 2,183,776	\$ 185,743	\$ -	\$ 185,743
PARAGUAY	2009	6	\$ 29,309	\$ 175,854	\$ 295,850	\$ -	\$ 295,850
PEOPLE'S REPUBLIC OF CHINA	2009	34	\$ 45,560	\$ 1,549,034	\$ 1,522,087	\$ -	\$ 1,522,087
PERU	1996	233	\$ 32,517	\$ 7,576,431	\$ 5,583,947	\$ -	\$ 5,583,947
PHILIPPINES	1992	283	\$ 31,723	\$ 8,977,541	\$ 6,612,580	\$ 57,145	\$ 6,669,725
POLAND	1994	382	\$ 17,679	\$ 6,753,556	\$ 24,433,820	\$ 12,737	\$ 24,446,557
ROMANIA	2004	94	\$ 32,932	\$ 3,095,646	\$ 3,281,343	\$ -	\$ 3,281,343
RWANDA	2003	43	\$ 45,006	\$ 1,935,251	\$ 1,635,487	\$ 20,837	\$ 1,656,324
SAMOA sub-region (Cook Islands, Niue, Samoa, Tokelau)	2004	122	\$ 15,731	\$ 1,919,139	\$ 523,281	\$ 247,158	\$ 770,439
SENEGAL	1993	215	\$ 33,573	\$ 7,218,110	\$ 4,685,542	\$ 311,168	\$ 4,996,710
SEYCHELLES	2008	11	\$ 43,606	\$ 479,662	\$ 300,726	\$ -	\$ 300,726
SLOVAK REPUBLIC	2009	45	\$ 21,331	\$ 959,898	\$ 1,537,552	\$ -	\$ 1,537,552
SOLOMON ISLANDS	2008	25	\$ 21,311	\$ 532,780	\$ 143,840	\$ -	\$ 143,840
SOUTH AFRICA	2001	72	\$ 43,397	\$ 3,124,598	\$ 5,795,168	\$ -	\$ 5,795,168
SRI LANKA	1994	330	\$ 19,572	\$ 6,458,788	\$ 3,431,287	\$ 141,290	\$ 3,572,577
SURINAME	1995	87	\$ 24,007	\$ 2,088,645	\$ 1,885,751	\$ 55,000	\$ 1,940,751
SYRIAN ARAB REPUBLIC	2004	44	\$ 41,767	\$ 1,837,735	\$ 1,701,989	\$ -	\$ 1,701,989
TAJIKISTAN	2009	21	\$ 23,807	\$ 499,940	\$ 1,191,300	\$ 103,239	\$ 1,294,539
THAILAND	1993	348	\$ 15,425	\$ 5,367,884	\$ 7,475,218	\$ 476,715	\$ 7,951,933
TOGO	2008	32	\$ 25,944	\$ 830,200	\$ 468,427	\$ -	\$ 468,427
TRINIDAD AND TOBAGO	1995	80	\$ 21,205	\$ 1,696,370	\$ 1,802,433	\$ 156,149	\$ 1,958,582
TUNISIA	1993	150	\$ 31,285	\$ 4,692,750	\$ 10,189,797	\$ -	\$ 10,189,797
TURKEY	1993	207	\$ 21,003	\$ 4,347,651	\$ 7,251,872	\$ 3,000	\$ 7,254,872
UGANDA	1996	145	\$ 30,042	\$ 4,356,094	\$ 3,481,391	\$ 218,608	\$ 3,699,999

UKRAINE	2010	45	\$ 45,576	\$ 2,050,917	\$ 3,998,188	\$ -	\$ 3,998,188
UNITED REPUBLIC OF TANZANIA	1996	193	\$ 26,993	\$ 5,209,723	\$ 2,641,426	\$ 949,033	\$ 3,590,459
URUGUAY	2005	78	\$ 22,651	\$ 1,766,755	\$ 2,216,041	\$ 143,351	\$ 2,359,392
UZBEKISTAN	2008	51	\$ 24,964	\$ 1,273,159	\$ 1,056,560	\$ -	\$ 1,056,560
VANUATU	2007	23	\$ 31,043	\$ 713,981	\$ 485,281	\$ 58,320	\$ 543,601
VENEZUELA	2010	49	\$ 39,321	\$ 1,926,717	\$ 2,545,579	\$ -	\$ 2,545,579
VIET NAM	1996	163	\$ 27,410	\$ 4,467,768	\$ 3,336,723	\$ 586,755	\$ 3,923,478
YEMEN	2003	45	\$ 26,542	\$ 1,194,410	\$ 1,998,515	\$ 61,817	\$ 2,060,332
ZAMBIA	2008	24	\$ 37,500	\$ 900,000	\$ 499,745	\$ -	\$ 499,745
ZIMBABWE	1993	143	\$ 31,888	\$ 4,559,919	\$ 14,408,487	\$ 10,000	\$ 14,418,487
Total		14256	\$ 24,395	\$ 347,773,794	\$502,233,820	\$ 22,733,088	\$ 524,966,908

Annex 3: Award winning GEF SGP projects during the reporting period

(Jan 2011 – Jun 2012)

2012

- Whitley Fund for Nature Awards – **Belize**
- Ministry of Agriculture Renewable Natural Resources – **Bhutan**
- Equator Initiative Award – **March, Brazil**
- Botanic Garden Conservation International (BGCI) China programme – **March, China**
- 2010-2011 China Green Figure – **June, China**
- Clean Production – **March, Dominican Republic**
- Equator Initiative Award – **The Gambia**
- Women and the Green Economy (WAGE) Forum participation. Organized by The Earth Day Network – **January, India**
- Earth Day Network – **January, India**
- Earth Day Network – **February, India**
- Earth Day Network – **February, India**
- Earth Day Network – **February, India**
- Veera Rani Kittur Chenamma (Govt of India-Karnataka State Award) – **March, India**
- Sujagrati Social Welfare Society – **April, India**
- Prize by the apex bank for rural credit National Bank for Agriculture and Rural Development (NABARD) – **April, India**
- Annual Plant Genome Saviour Community Award 2010-11 – **May, India**
- Best Performing Herders Association – **March, Lesotho**
- Equator Initiative Award – **Madagascar**
- Equator Initiative Award – **Micronesia**
- Order of the Polar Star by the President of Mongolia – **May, Mongolia**
- Selected by GEF for a presentation in the Economic Forum of Montreal on June 12 – **Panama**
- Selected at the South South UN event celebrated in Panama – **Panama**
- Doral International Award - **Peru**
- Energy Globe National Award of Romania – **Romania**
- Equator Initiative Award – **Senegal**
- Best Research Award of Thailand Research Fund – **January, Thailand**
- Water Resources Management by Communities Award from the Hydro and Agro Informatics Institute, a public organization – **June, Thailand**
- Equator Initiative Award – **Togo**

2011

- The 5th China Gender Facility for Research and Advocacy Grant – **April, China**
- Lenovo Small Public Welfare Competition – **September, China**
- "Winrock International; Shangri-La Institute for Sustainable Communities " – **November, China**
- PREMIO ACADEMIA DE CIENCIAS DE CUBA – **Cuba**

- Premio Ministerio de Ciencia, Tecnología y Medio Ambiente – **Cuba**
- Premio otorgado por el Ministerio de la Agricultura – **Cuba**
- Premio Otorgado por el Ministerio de Ciencia Tecnología y Medio Ambiente – **Cuba**
- ATABEY Environmental Awards. Category Renewable Energy – **June, Dominican Republic**
- ATABEY Environmental Awards. Category Capacity Building – **June, Dominican Republic**
- ATABEY Environmental Awards. Category Sustainable Tourism – **June, Dominican Republic**
- ATABEY Environmental Awards. Category Biodiversity Conservation – **June, Dominican Republic**
- ATABEY Environmental Awards. Category Local Development – **June, Dominican Republic**
- Community Development – **October, Dominican Republic**
- Rajashri Shahu Gaurav Puraskar – **February, India**
- '1st Runners Up' for Outstanding Annual Report – **April, India**
- "Earth Care Award 2011" by JSW and Times of India – **September, India**
- INDIA DEVELOPMENT MARKETPLACE by World Bank – **India**
- Winner of 8th Environment Fair Award – **Iran**
- Finalist in the 1st International Kish Film Festival – **Iran**
- National Award – **Morocco**
- UNEP Sasakawa Prize to MDI-NEPAL – **February, Nepal**
- Stockholm Convention's PEN Awards – **April, Nepal**
- Grill Enterprenuer – **May, Nepal**
- Award for Best Solid Waste Management Practices – **June, Nepal**
- UNEP Eco-peace Leadership Center (EPLC) Research Grant Award – **August, Nepal**
- SEED Award – **November, Nepal**
- Jeet Bahadur Nakarmi Metal Technology NAST Award – **December, Nepal**
- SEED Award – **November, Nigeria**
- SEED Award – **November, Rwanda**
- SEED Award – **March, South Africa**
- SEED Award – **November, Sri Lanka**

