

**Convention on  
Biological Diversity**Distr.  
GENERALUNEP/CBD/COP/11/8\*  
17 September 2012

ORIGINAL: ENGLISH

**CONFERENCE OF THE PARTIES TO THE  
CONVENTION ON BIOLOGICAL DIVERSITY**

Eleventh meeting

Hyderabad, India, 8-20 October 2012

Item 4.2 of the provisional agenda\*\*

**REPORT OF THE GLOBAL ENVIRONMENT FACILITY***Note by the Executive Secretary*

1. In accordance with the Memorandum of Understanding (MOU) between the Conference of the Parties and the Council of the Global Environment Facility (GEF) contained in the annex to decision III/8, the GEF Council is to prepare and submit a report for each ordinary meeting of the Conference of the Parties. Section 3 of the Memorandum of Understanding provides a list of specific information, detailed information as well as other information to be included in the report.

2. In light of the above, the Executive Secretary is circulating herewith the report of the Global Environment Facility to the Conference of the Parties at its eleventh meeting. The report is reproduced as it was received by the Convention Secretariat, without further editing and with the original pagination retained.

---

\* Reposted for technical reasons.

\*\* UNEP/CBD/COP/11/1.

/...





June 30, 2012

---

GEF REPORT TO THE ELEVENTH MEETING  
OF THE CONFERENCE OF THE PARTIES  
TO THE CONVENTION ON BIOLOGICAL DIVERSITY

## EXECUTIVE SUMMARY

1. This document reports on the activities of the Global Environment Facility (GEF) in the area of biological diversity for the period July 1, 2010 to June 30, 2012; the first 2 years of GEF-5, and hereafter referred to as the reporting period.
2. The GEF, as the institutional structure which carries out the operation of the financial mechanism for the implementation of the Convention on Biological Diversity, provides financing to country driven projects based on guidance received from the Conference of Parties. The report describes the GEF's activities in response to guidance received from the Conference of Parties to the Convention on Biological Diversity at its tenth session (COP-X) held in Nagoya, Japan, October 18-29, 2010 and the COP-MOP-V held in Nagoya, Japan from October 11-15, 2010 and other relevant decisions of previous COPs. One decision, COP/Dec/X, 25 is directed towards the GEF and provides additional guidance to the financial mechanism.
3. During the reporting period, the GEF approved 155 projects that addressed biological diversity and biosafety objectives. The total GEF allocation for these projects was \$572 million, or about 53% of the resources allocated to the biodiversity focal area during GEF-5 (inclusive of agency fees and project preparation grants). These resources leveraged an additional \$ 2.478 billion in co-financing for the projects from partners including the GEF Agencies, bilateral agencies, recipient countries, private foundations, and the private sector for a total of more than \$3 billion. This resulted in a cofinancing ratio of 1 (GEF): 4.3 (cofinancing).
4. During the reporting period, the GEF approved 46 multi-focal area projects and programs, including SFM-REDD+ projects, with significant contributions from the biodiversity focal area. Out of a total GEF allocation of \$ 638 million to these multi-focal area projects, \$ 249 million or 39% came from the biodiversity focal area. These 46 projects leveraged \$ 5.1 billion for a cofinancing ratio of 1 (GEF) to 8 (cofinancing).
5. During the reporting period, the SGP financed approximately 746 biodiversity-related projects (including 144 projects with multi-focal area benefits contributing to climate change mitigation, international waters and land degradation), totaling \$20.75 million in financing from the GEF, in addition to \$17.76 million in cash and in-kind co-financing from partners and grantees, GEF agencies, bilateral agencies, national and local governments, and the private sector.
6. During the reporting period, the Critical Ecosystem Partnership Fund (CEPF) provided funding for 172 projects in 41 countries, amounting to \$16 million, bringing the program's global investment portfolio since inception to \$143 million in grants awarded to 1,667 civil society organizations, and leveraging \$323 million from partners around the world.
7. During the reporting period, the Save Our Species Program (SOS) provided funding for 28 projects to conserve 75 threatened species in 34 countries amounting to \$3,983,610 and leveraging \$ 6,997,791 in cofinance.
8. Six projects funded under the Special Climate Change Fund (SCCF) during the reporting period contribute to biodiversity conservation and sustainable use totaling \$22,425,750 million of

SCCF resources, which leveraged an additional \$201,547,000 million of cofinance, for a total of almost \$224 million.

9. Under the Least Developed Countries Fund (LDCF) eight projects funded during during the reporting period contribute to biodiversity conservation and sustainable use totaling \$43,730,566 of LDCF resources, which leveraged an additional \$164,412,158 of cofinance, for a total of \$208 million.

10. In sum, during the reporting period about \$676 million were programmed to advance the objectives of the convention. In total, this investment leveraged an additional \$3.4 billion, resulting in a cofinancing ratio of 1 (GEF) to 5 (cofinancing) and a grand total of more than \$4 billion.

11. The document also describes GEF financed activities in the GEF focal areas of international waters and land degradation which also contributed directly or indirectly to the objectives and implementation of the Convention on Biological Diversity.

12. Through the international waters focal area, the GEF approved 4 projects during the reporting period benefiting 19 countries, for \$ 42.56 million which leveraged an additional \$ 233.70 million in cofinancing that supported the conservation and sustainable use of marine biodiversity.

13. In the land degradation focal area, 10 projects amounting to a total GEF commitment of \$27.77 million were approved during the reporting period and each contributes to biodiversity conservation and sustainable use. An additional \$113.32 million was leveraged as cofinancing for these land degradation projects.

14. In sum, during the reporting period, the totality of GEF investments that have contributed to the achievement of the objectives of the CBD, including direct investments from the biodiversity focal area, projects funded through the international waters and land degradation focal areas, and the LDCF and the SCCF, totaled \$747 million, which leveraged \$3.8 billion, for a total investment of \$4.5 billion and an overall cofinancing ratio of 1 (GEF): 5 (cofinancing).

15. The document also reports on portfolio monitoring results and key findings conducted by the GEF Secretariat and the GEF Agencies as well as activities of the GEF Evaluation Office during the reporting period. The GEF EO was involved in seven evaluations that were of relevance to the biodiversity focal area, including Country Portfolio Evaluations and Country Portfolio Studies.

16. Other relevant issues discussed include updates on the fifth replenishment, enhancing country ownership, improving the effectiveness and efficiency of the GEF network, and the biodiversity-related work of the Scientific, Technical and Advisory Panel.

## Table of Contents

I.	Introduction	1
II.	Project Activities in the Area of Biological Diversity	1
A.	Summary	1
B.	GEF-5 Biodiversity Strategy	1
C.	Sustainable Forest Management-REDD+ Strategy for GEF -5	5
D.	Summary of Project Activities in Biological Diversity	6
	Enabling Activities	10
	Project Preparation Grants	10
	Small Grants Programme	10
	Critical Ecosystem Partnership Fund	12
	Save our Species Program	13
E.	Summary of Project Activities Funded Under the SFM-REDD+ Program	15
III.	Activities in Response to COP Guidance	18
A.	Summary	18
B.	Protected Areas: Systemic Approaches to Improving Protected Area Management	26
C.	Sustainably Using Biodiversity through Mainstreaming	29
D.	Biosafety	31
E.	Invasive Alien Species	33
F.	Access to Genetic Resources and Fair and Equitable Sharing of Benefits (ABS)	33
G.	Marine/Coastal Biodiversity and Island Biodiversity	35
H.	Strategic Plan of the Convention	38
I.	Technology Transfer and Cooperation and the Private Sector	39
J.	National Reporting	40
K.	Communication, Education and Public Awareness	40
L.	Biological Diversity and Climate Change	41
IV.	Activities in Other GEF Focal Areas Relevant to the CBD	44
A.	International Waters	44
B.	Land Degradation	46
V.	Monitoring & Evaluation Results	48
A.	Portfolio Monitoring Results	48
B.	Key Findings From the Portfolio Review FY2011	54
C.	Results from the GEF Evaluation Office	58
VI.	Other Relevant Issues to the Conference of the Parties	64

## Tables and Figures

Table 1. Coherence between the 2010-2014 Four-Year Framework of Programme Priorities Agreed at COP-IX and GEF-5 Biodiversity Strategy	2
Table 2. Coherence between the GEF-5 Biodiversity Strategy (FY 2011-2014) and the Strategic Plan 2011-2020 Goals and the Aichi Targets	4
Table 3. Biodiversity Funding Programmed by Project Type (USD)	6
Figure 1. Biodiversity Funding Programmed by Project Type (number)	6
Table 4. Biodiversity Funding Programmed by Focal Area Outcome (USD)	7
Table 5: Biodiversity Funding Programmed by Focal Area Objective (USD)	7
Table 6. Rate of Programming Per Notional Allocation in the GEF-5 Biodiversity Strategy (USD)	8
Table 7. Biodiversity Resources Programmed by GEF-5 Biodiversity Strategy Objectives and Outcomes and Coherence with CBD Strategic Plan and Aichi Targets	9
Figure 2. Geographic Distribution of Funding for Save our Species (SOS) Projects	14
Figure 3. Distribution of Funding for SOS projects by Strategic Direction	14
Figure 4. GEF-5 SFM REDD+ Project Grants by SFM Theme	17
Figure 5. GEF-5 SFM REDD+ Project Grants and Cofinance by SFM Theme	17
Figure 6. GEF-5 SFM REDD+ Project Funding by Focal Area and SFM Program	18
Table 8. Status of GEF Response to COP/MOP-V and COP-X/25 Decision	19
Table 9. SCCF Projects Contributing to the Objectives of the CBD	42
Table 10. LDCF Projects Contributing to the Objectives of the CBD	43
Table 11. International Waters Projects Contributing to the Objectives of the CBD	45
Table 12. Land Degradation Projects Contributing to the Objectives of the CBD	46
Figure 7. Development Objective (DO) and Implementation Progress (IP) Ratings	49

Figure 8. DO and IP Ratings by Region	49
Table 13: FY2011 Update on GEF-3 Portfolio Results	51
Table 14: FY2011 Update on GEF-4 Portfolio Results	52

## Annexes

Annex 1. Biodiversity Strategy for GEF-5	69
Annex 2. Full-size Biodiversity Projects Approved During the Reporting Period	82
Annex 3. Medium-size biodiversity Projects Approved During the Reporting Period	89
Annex 4: Multi-focal Area Projects with Biodiversity Funding Approved	90
ANNEX 4A: Multi-Focal Area Full Sized Projects Rejected That Sought to Use Biodiversity Funding and Reasons for Rejection	97
Annex 5. Biodiversity Enabling Activities Approved During the Reporting Period	100
Annex 6. Small Grants Programme Projects Approved with Biodiversity Funding	105
Annex 7. Biosafety Projects Approved During the Reporting Period	106
Annex 8. Summary Descriptions of Full-size Biodiversity Projects Approved	107
Annex 9. Summary Descriptions of Medium-size Biodiversity Projects Approved	125
Annex 10. Summary Descriptions of Multi-Focal Area Projects including SFM-REDD+ and SGP Projects Approved During the Reporting Period	128
Annex 11. Summary Description of Content of Enabling Activity Projects Approved	150
Annex 12. Save our Species Projects Approved During the Reporting Period	151
Annex 13: Implementation Progress Report of the UNEP-GEF BCH-II Project	157
Annex 14. List of GEF Documents available at the 11 <sup>th</sup> meeting of the Conference of the Parties of the CBD	164



## **INTRODUCTION**

1. This report has been prepared for the eleventh meeting of the Conference of Parties (COP-XI) to the Convention on Biological Diversity (CBD). It reports on activities of the GEF in the area of biodiversity and biosafety during the period, July 1, 2010 to June 30, 2012. The report describes the major GEF activities and issues during the reporting period in the areas covered by the Convention.
2. In addition to this report, supplemental information is presented in GEF publications and documents which the GEF will make available to the eleventh meeting of the Conference of Parties. A list of the documents is provided in Annex 14.

## **PROJECT ACTIVITIES IN THE AREA OF BIOLOGICAL DIVERSITY**

### **A. Summary**

3. The GEF, as the institutional structure which carries out the operation of the financial mechanism for the implementation of the Convention on Biological Diversity, provides financing to country driven projects based on guidance received from the Conference of Parties. GEF financed projects are managed through ten agencies: the U.N. Development Programme (UNDP); the U.N. Environment Programme (UNEP); the World Bank; the U.N. Food and Agriculture Organization (FAO); the U.N. Industrial Development Organization (UNIDO); the African Development Bank (AfDB); the Asian Development Bank (ADB); the European Bank for Reconstruction and Development (EBRD); the Inter-American Development Bank (IDB); and the International Fund for Agricultural Development (IFAD). The Scientific and Technical Advisory Panel (STAP) provides technical and scientific advice on GEF's policies and projects. Information on all GEF projects is available on the GEF website (<http://www.thegef.org>) under Projects.
4. Since 1991, the GEF has provided about \$ 3.1 billion in grants and leveraged about \$ 9 billion in co-financing in support of 1000 biodiversity projects in 155 countries.
5. Between July 1, 2010 and June 30, 2012, the GEF approved 155 projects that addressed biological diversity and biosafety objectives. The total GEF allocation for these projects was \$ 572 million, or about 53% of the resources allocated to the biodiversity focal area during GEF-5 (inclusive of agency fees and PPGs). These resources leveraged an additional \$ 2.478 billion in co-financing for the projects from partners including the GEF Agencies, bilateral agencies, recipient countries, private foundations, and the private sector for a total of \$ 3 billion. This resulted in a cofinancing ratio of 1 (GEF): 4.3 (cofinancing).

### **B. GEF-5 Biodiversity Strategy**

6. The ninth meeting of the Conference of the Parties of the Convention on Biological Diversity (CBD) acknowledged that the GEF-4 strategy served as a useful starting point for the GEF-5 strategy and requested GEF to build on it for the fifth replenishment based

on the four year framework of program priorities developed by COP-IX.<sup>1</sup> Table One below demonstrates the coherence between the COP-IX programme priorities and the GEF-5 strategy and the outcomes of the Four-Year Framework of Programme Priorities agreed at COP-IX, in Decision IX/31.

**Table 1. Coherence Between the 2010-2014 Four-Year Framework of Programme Priorities Agreed at COP-IX and GEF-5 Biodiversity Strategy**

<b>COP 2010-2014 Programme Priorities</b>	<b>GEF-5 FY 2011-2014 Strategy Objectives</b>	<b>Programme Priority Outcomes that will be addressed through the objectives of the GEF 5 strategy</b>
<p><b>Priority area 1:</b> Promote conservation of biological diversity, including through catalyzing sustainability of protected area systems</p> <p><b>Priority area 2:</b> Promote sustainable use of biodiversity</p>	<p>Objective One: Improve Sustainability of Protected Area Systems:</p> <ul style="list-style-type: none"> <li>• Increase financing of PA systems;</li> <li>• Expand ecosystem and threatened species representation within protected area systems; and</li> <li>• Improve management effectiveness of existing protected areas.</li> </ul>	<p>Outcomes 1.1-1.6</p> <p>Outcome 4.3-4.7</p>
<p><b>Priority area 2:</b> Promote sustainable use of biodiversity</p> <p><b>Priority area 3:</b> Mainstream biological diversity into various national and sectoral policies and development strategies and programs</p>	<p>Objective Two: Mainstream Biodiversity Conservation and Sustainable Use into Production Landscapes/Seascapes and Sectors:</p> <ul style="list-style-type: none"> <li>• Strengthen Policy and Regulatory Frameworks;</li> <li>• Implement Invasive Alien Species Management Frameworks; and</li> <li>• Strengthen Capacities to Produce Biodiversity-friendly Goods and Services.</li> </ul>	<p>Outcomes 2.1-2.3</p> <p>Outcomes 3.1-3.7</p> <p>Outcome 4.3-4.7</p> <p>Outcome 6.1</p>
<p><b>Priority area 4:</b> Improve national capacity to implement the Convention <i>and</i> the Cartagena Protocol on Biosafety</p>	<p>Objectives One and Two as above, Objective Four: Build Capacity on Access to Genetic Resources and Benefit Sharing, and</p> <p>Objective Five: Integrate CBD Obligations into National Planning Processes through Enabling Activities all contribute to the aim of program priority four (4) to improve national capacity to implement the Convention.</p> <p>Objective Three: Build Capacity for the Implementation of the Cartagena Protocol on Biosafety</p>	<p>Outcomes 4.1-4.7</p> <p>Outcome 6.2</p>
<p><b>Priority area 5:</b> Promote the implementation of the Convention's third objective and support the implementation of the international regime on access to genetic resources and benefit-sharing</p>	<p>Objective Four: Build Capacity on Access to Genetic Resources and Benefit Sharing</p>	<p>Outcomes 5.1-5.3</p> <p>Outcome 4.3</p> <p>Outcome 4.4</p> <p>Outcome 4.6</p> <p>Outcome 4.7</p>

<sup>1</sup> Decision CBD COP IX/31.

COP 2010-2014 Programme Priorities	GEF-5 FY 2011-2014 Strategy Objectives	Programme Priority Outcomes that will be addressed through the objectives of the GEF 5 strategy
<p><b>Priority area 6:</b> Safeguard biodiversity</p>	<p>Objective Two: Mainstream Biodiversity and Sustainable Use into Production Landscapes and Seascapes and Sectors</p> <p>Objective One: Improve Sustainability of Protected Area Systems: c) Improve management effectiveness of existing protected areas</p> <p>Objective Three: Build Capacity for the Implementation of the Cartagena Protocol on Biosafety</p>	<p>Outcomes 2.2 and 2.3</p> <p>Outcomes 4.3-4.8</p> <p>Outcomes 6.1 and 6.2</p>

7. The goal of the GEF-5 biodiversity strategy is the conservation and sustainable use of biodiversity and the maintenance of the ecosystem goods and services that biodiversity provides to society. To achieve this goal, the GEF-5 strategy encompasses five objectives:
  - improve the sustainability of protected area systems;
  - mainstream biodiversity conservation and sustainable use into production landscapes/seascapes and sectors;
  - build capacity to implement the Cartagena Protocol on Biosafety;
  - build capacity on access to genetic resources and benefit-sharing; and
  - integrate CBD obligations into national planning processes through enabling activities.
  
8. The GEF-5 strategy was developed with the full participation of the CBD Secretariat.
  
9. The GEF-5 strategy document agreed by GEF Council and the GEF Assembly is appended as Annex One to this document. As noted in Table One above, all response measures in the GEF-5 strategy, when taken as a whole, will allow Parties to respond to the COP 2010-2014 programme priorities in their entirety.
  
10. Given that the new Strategic Plan for Biodiversity 2011-2020 and the associated Aichi Targets that were agreed at COP-X (Decision X/2) overlaps with the agreed programme priorities from 2010-2014 from COP-IX in terms of the time frame that each covers, in Table 2 below we have mapped the GEF-5 strategy against the five strategic goals and the twenty Aichi Targets to demonstrate the potential that the GEF-5 strategy provides for countries to advance towards achieving the Aichi Targets.

**Table 2. Coherence Between the GEF-5 Biodiversity Strategy (FY 2011-2014) and the Strategic Plan 2011-2020 Goals and the Aichi Targets**

<b>GEF-5 FY 2011-2014 Strategy Objectives</b>	<b>Strategic Plan 2011- 2020 Goals</b>	<b>Aichi Targets</b>
Objective One: Improve Sustainability of Protected Area Systems: - Increase financing of PA systems; - Expand ecosystem and threatened species representation within protected area systems; and - Improve management effectiveness of existing protected areas.	Strategic Goal A  Strategic Goal B  Strategic Goal C  Strategic Goal D  Strategic Goal E	Target 5  Targets 10, 11 and 12  Targets 14 and 15  Targets 18, 19 and 20
Objective Two: Mainstream Biodiversity Conservation and Sustainable Use into Production Landscapes/Seascapes and Sectors: - Strengthen Policy and Regulatory Frameworks; - Implement Invasive Alien Species Management Frameworks; and - Strengthen Capacities to Produce Biodiversity-friendly Goods and Services.	Strategic Goal A  Strategic Goal B  Strategic Goal C  Strategic Goal D  Strategic Goal E	Targets 3, 4, 5, and 6  Targets 7,8,9, 10, 11, 12, 13  Targets 14 and 15  Targets 18, 19 and 20
Objectives One and Two as above.  Objective Three: Build Capacity for the Implementation of the Cartagena Protocol on Biosafety  Objective Four: Build Capacity on Access to Genetic Resources and Benefit Sharing, and  Objective Five: Integrate CBD Obligations into National Planning Processes through Enabling Activities	Strategic Goal A  Strategic Goal D  Strategic Goal E	Target 2  Target 17  Targets 19 and 20
Objective Four: Build Capacity on Access to Genetic Resources and Benefit Sharing	Strategic Goal D  Strategic Goal E	Target 16  Target 20
Objective One: Improve Sustainability of Protected Area Systems: c) Improve management effectiveness of existing protected areas  Objective Two: Mainstream Biodiversity and Sustainable Use into Production Landscapes and Seascapes and Sectors  Objective Three: Build Capacity for the Implementation of the Cartagena Protocol on Biosafety	Strategic Goal E	Target 20

### **C. Sustainable Forest Management REDD+ Strategy during GEF-5**

11. For 20 years the GEF has recognized the importance of forests for their role in sustaining biodiversity, their ability to provide a range of important environmental services and their potential to contribute to many countries' sustainable development plans. GEF-5 strengthens its investments in forests in order to take advantage of the latest developments in new and innovative financing opportunities for Sustainable Forest Management (SFM) and REDD-plus. The goal for GEF-5 investment in forests is to achieve multiple environmental benefits from improved management of all types of forests. The portfolio of projects and programs implemented under the SFM strategy is expected to result in effective provisioning of forest ecosystem services and strengthen the livelihoods of people dependent on the use of forest resources.
12. The GEF SFM/REDD-plus strategy outlines the GEF approach to forests and its plans to expand its support for a wide range of SFM tools such as protected area creation and management, integrated watershed management, certification of timber and non-timber forest products, payment for ecosystem services schemes, financial mechanisms related to carbon, development and testing of policy frameworks to slow the drivers of undesirable land-use change and work with local communities to develop alternative livelihoods to reduce emissions and sequester carbon.
13. GEF-5 includes a separate \$250 million funding envelope for forests. This operates as an incentive mechanism for developing countries to invest up to \$750 million of their STAR allocations from biodiversity, climate change and land degradation in forests. Altogether, up to \$1 billion will be made available for SFM/REDD-plus throughout GEF-5. The allocation of resources to projects and programs on SFM/REDD-plus is made in a ratio of 3:1 i.e. for every three units of investment from a country's STAR resources one unit will be released from the SFM/REDD-plus incentive to the project. In order to qualify for SFM REDD-plus incentive funds a country's combined allocations in the project must be above the minimum investment of \$2 million up to a maximum of \$30 million. Large allocation countries may also choose to allocate additional resources for forests, but these would not be eligible for incentive funding beyond the \$30 million ceiling.
14. The SFM REDD-plus program is used to coalesce and augment multi-sector and multi-focal area investments in transformative initiatives in forests. The GEF has a significant comparative advantage in directing investments that support measures to deliver multiple global environmental benefits, including the protection of forest habitats, forest ecosystem services, mitigation of climate change and protection of international waters, reflecting the transversal nature of forests globally. The GEF-5 strategy works with and supports the calls for international cooperation and national action to reduce deforestation, prevent forest degradation, promote sustainable livelihoods and reduce poverty for all forest-dependent peoples. Finally, because the SFM/REDD-plus incentive mechanism leverages resources additional to those from the biodiversity focal area, this new program has resulted in an increment of resources for biodiversity-related projects, a positive outcome for the new Strategic Plan of the CBD.

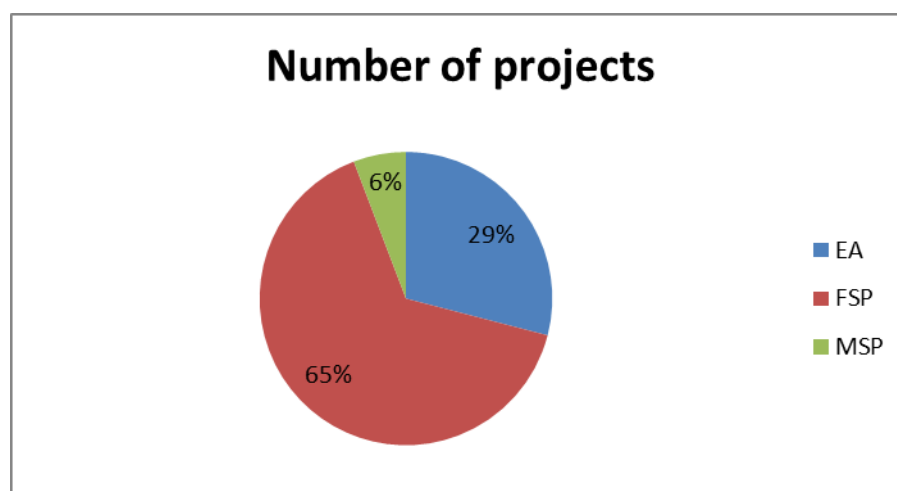
## D) Summary of Project Activities in Biological Diversity

15. Table Three (3) and Figure One (1) provides a breakdown of the approved projects by project type during the reporting period. Annexes 2-11 provide a list and summary information on the approved full-sized, medium-sized and enabling activity projects. Each project approved by the GEF, whether as part of the Council Work Programs or when directly approved by the CEO (MSPs and Enabling Activities), is evaluated for its conformity with each country's NBSAP and relevant guidance from the COP including the programme priorities agreed at COP-IX and the Aichi Targets agreed at COP-X as illustrated in Table 7. All projects conformed to COP guidance.

**Table 3. Biodiversity Funding, Including Biosafety, Programmed by Project Type (USD) Between July 1, 2010 and June 30, 2012<sup>2</sup>**

Project Type	# of projects	GEF Grant	Cofinance
Enabling Activities	45	10,577,305	13,487,797
Full-sized Projects	101	499,334,646	2,452,437,334
Medium-sized Projects	9	7,773,273	13,840,272
<b>TOTAL</b>	<b>155</b>	<b>517,685,224</b>	<b>2,479,765,403</b>

**Figure 1. Biodiversity Funding, Including Biosafety, by Project Type (Number)<sup>3</sup>**



<sup>2</sup> Programming amounts include management costs but do not include the Agency Fees or the PPGs which have amounted to \$49,381,558 and \$5,317,847 respectively during the reporting period.

<sup>3</sup> Ibid.

16. Tables four and five provided a breakdown of biodiversity funding by GEF-5 biodiversity strategy focal area outcomes. Countries have prioritized funding for the management of their protected area systems (objective one of the GEF-5 strategy) during the first two years of GEF-5 (52% of funding, or \$279 million), however; a considerable amount of funding (42% of funding, or \$223 million) is being invested in biodiversity mainstreaming and sustainable use (objective two of the strategy). More than one billion dollars of cofinancing was leveraged by the projects under each objective of the strategy.

**Table 4. Biodiversity Funding, Including Biosafety, Programmed by Focal Area Outcome<sup>4</sup> (USD)**

<b>Biodiversity Focal Area Outcome</b>	<b>BD-1: Sustainability of Protected Area Systems</b>	<b>BD-2: Biodiversity Mainstreaming &amp; Sustainable Use</b>	<b>BD-3: Biosafety</b>	<b>BD-4: ABS</b>	<b>BD-5: Enabling Activities: NBSAP Revision</b>	<b>Cofinance</b>
1.1.	244,954,716					1,187,076,646
1.2	34,047,127					166,247,882
2.1		169,700,602				840,750,176
2.2		37,593,150				220,158,517
2.3		16,936,316				62,495,883
3.1			2,805,000			2,440,000
4.1				2,686,750		4,378,650
5.1					24,875,351	44,200,934
<b>TOTAL</b>	<b>279,001,843</b>	<b>223,730,068</b>	<b>2,805,000</b>	<b>2,686,750</b>	<b>24,875,351</b>	<b>2,527,748,687</b>

**Table 5: Biodiversity Funding Programmed by Focal Area Objective (USD)<sup>5</sup>**

<b>Biodiversity Focal Area Objective</b>	<b>GEF Amount</b>	<b>Cofinance</b>
BD-1	279,001,843	1,353,324,528
BD-2	223,730,068	1,123,404,575
BD-3	2,805,000	2,440,000
BD-4	2,686,750	4,378,650
BD-5	24,875,351	44,200,934
<b>TOTAL</b>	<b>533,099,012</b>	<b>2,527,748,687</b>

<sup>4</sup>Programming amounts do not include project management cost or the agency fee as it is not possible to attribute them on a biodiversity strategy objective or outcome basis as these costs cover the entire grant amount and are not attributed to discrete objective and outcome deliverables. The figures here include the contributions to the GEF-5 biodiversity strategy objectives and outcomes from the SGP funded by the SGP core budget, thus the total figures are slightly higher than those presented in Table 3 which only includes biodiversity funding. Please see Annex 1 for GEF-5 biodiversity strategy results framework and focal area objectives and outcomes.

<sup>5</sup> Ibid.

17. It is worth noting that the GEF-5 strategy provided notional allocations per the objective of the GEF-5 biodiversity strategy. These notional allocations were based on past programming by countries and the priorities countries had placed on various objectives and activities as expressed in the country-driven proposals that are endorsed and presented to the GEF for funding. Table 6 below provides an update on programming to date when compared to these notional allocations.

**Table 6. Rate of Programming Per Notional Allocation in the GEF-5 Biodiversity Strategy (USD)<sup>6</sup>**

<b>Biodiversity Focal Area Objective</b>	<b>Amount Notionally Allocated</b>	<b>Amount Utilized</b>	<b>% utilized</b>
BD-1	700,000,000	255,010,201	36%
BD-2	250,000,000	199,738,426	80%
BD-3	40,000,000	2,805,000	7%
BD-4	40,000,000	2,686,750	7%
BD-5	40,000,000	24,875,351	62%
<b>TOTAL</b>	<b>1,070,000,000</b>	<b>485,115,728</b>	<b>45%</b>

18. Table Six (6) demonstrates that the rate of programming for objective two of the biodiversity strategy exceeds what would be expected at this stage of the phase. This is likely indicative of an increased interest on the part of GEF-recipient countries to invest in sustainable use and biodiversity mainstreaming activities. Thus, although more total resources have gone towards protected area management the results indicate that there is an increased interest to invest in the management of biodiversity outside the protected area estate when compared to previous phases of the GEF. It is worth repeating that these allocations are purely notional and that the GEF will fund all country-driven requests for support under the 5 objectives of the strategy that are consistent with COP-guidance, the GEF mandate, and the project review criteria of the GEF.
19. Table Seven (7) below maps GEF-5 programming against the GEF-5 biodiversity strategy objectives and outcomes and the Aichi Targets to provide a general indication of where countries have prioritized their use of the resources vis a vis the achievement of the Aichi Targets.

<sup>6</sup> Programming amounts per strategy objective do not include project management costs or the agency fee as it is not possible to attribute them on a biodiversity strategy objective or outcome basis as these costs cover the entire grant amount and are not attributed to discrete objective and outcome deliverables.



**Table 7. BD Resources Programmed by GEF Biodiversity Strategy Objectives and Outcomes and Coherence with Strategic Plan and Aichi Targets (USD)<sup>7</sup>**

GEF Biodiversity Strategy Objectives	Strategic Plan Goals	Strategic Plan Targets	GEF Biodiversity Strategy Outcomes	BD-1	BD-2	BD-3	BD-4	BD-5	Cofinance
<b>Objective One: Improve Sustainability of Protected Area Systems</b>	Goals A, B, C, D, E	Targets 5, 6 10, 11, 12, 14, 15, 18, 19, 20	1.1 Improved Management Effectiveness of existing and new protected areas	244,954,716					1,187,076,646
			1.2 Increased revenue for protected areas systems to meet total expenditures required for management	34,047,127					166,247,882
<b>Objective Two: Mainstream biodiversity conservation and sustainable use into production landscapes/ seascapes and sectors</b>	Goals A, B, C, D, E	Targets 3, 4, 5,6, 7,8,9, 10, 11, 12, 13, 14, 15, 18, 19, 20	2.1 Increase in sustainably managed landscapes and seascapes that integrate biodiversity conservation and sustainable use		169,700,602				840,750,176
			2.2 Measures to conserve and sustainably use biodiversity incorporated in policy and regulatory frameworks		37,593,150				220,158,517
			2.3 Improved management frameworks to prevent, control and manage invasive alien species		16,936,316				62,495,883
<b>Objective Three: Build Capacity for the Implementation of the Cartagena Protocol on Biosafety</b>	Goal C	Target 13 and Elements of Biosafety Strategic Plan	3.1 Potential risks of living modified organisms to biodiversity are identified and evaluated in a scientifically sound and transparent manner			2,805,000			2,440,000
<b>Objective Four: Build capacity on access to genetic resources and benefit sharing</b>	Goals D, E	Targets 16 and 20	4.1 Legal and regulatory frameworks, and administrative procedures established that enable access to genetic resources and benefit sharing in accordance with CBD provisions				2,686,750		4,378,650
<b>Objective Five: Integrate CBD obligations into national planning processes through enabling activities</b>	Goal E	Target 17	5.1 Development and sectoral planning frameworks at country level integrate measurable biodiversity conservation and sustainable use targets					24,875,351	<b>44,200,934</b>
<b>TOTAL</b>				<b>279,001,843</b>	<b>223,730,068</b>	<b>2,805,000</b>	<b>2,686,750</b>	<b>24,875,351</b>	<b>2,527,748,687</b>

<sup>7</sup> Programming amounts do not include project management cost or the agency fee as it is not possible to attribute them on a biodiversity strategy objective or outcome basis as these costs cover the entire grant amount and are not attributed to discrete objective and outcome deliverables. The figures here include the contributions to the GEF-5 biodiversity strategy objectives and outcomes from the SGP funded by the SGP core budget, thus the total figures are slightly higher than those presented in Table 3 which only includes biodiversity funding.

## **Enabling Activities**

20. Enabling activities are those activities that assist countries in preparing the foundation for design and implementation of effective response measures to achieve the CBD objectives nationally including the development of National Biodiversity Strategies and Action Plans (NBSAPs) and programs referred to in Article 6 of the Convention. Enabling activities also support self-assessments of capacity building needs, reporting to the Convention on Biological Diversity, and participation in the clearing house mechanism
21. Annex Five lists the 42 Enabling Activities (EAs) which were approved by the GEF during the reporting period. Two FSPs were approved as global full-size projects during this reporting period to expedite fund disbursement in support of NBSAP revision.
22. Historically, during the first four replenishment periods of the Global Environment Facility, a total of around US\$ 60 million has been provided to support preparation of national biodiversity strategies and action plans, clearing-house mechanism activities and national reports in some 150 countries. During GEF-5, under objective five of the GEF biodiversity strategy, 145 countries are eligible to receive funding to integrate their obligations under the Convention on Biological Diversity into national planning processes through enabling activities. These funds are additional to the resources provided through the System for Transparent Allocation of Resources (STAR) mechanism. To date, around 120 countries are in the process of accessing funds and 102 have received funds during the reporting period.
23. One GEF-eligible country has decided not to use GEF resources for the revision process, thus about 70% of GEF-eligible countries have received financial support to revise their national biodiversity strategies and action plans. Seven Parties are accessing funds directly from the GEF Secretariat. In January 2012, the GEF Secretariat contacted GEF Operational Focal Points of the remaining countries that had not yet contacted the GEF Secretariat, UNDP or UNEP regarding the revision of their national biodiversity strategies and action plans and continues to follow up to ensure proposals are submitted.

## **Project Preparation Grants**

24. As a first step in project development, the GEF provides financing to assist recipient countries to develop a project concept (PIF) into a project proposal for CEO endorsement. Sixty (58) project preparation grants (PPGs) were approved in the reporting period amounting to \$ 5,317,847.

## **Small Grants Programme**

25. The GEF Small Grants Programme (SGP), implemented by UNDP on behalf of the GEF partnership, was launched at the time of the Earth Summit in 1992. The SGP supports the implementation of the Convention on Biological Diversity and responds to the request from the COP for a quick, flexible, and responsive delivery modality to support Parties in national implementation of the objectives of the Convention. Through its decentralized governance mechanism, the SGP channels its support through civil society action by providing grants of up to \$50,000 directly to non-governmental organizations (NGOs),

community based organizations (CBOs) and indigenous peoples to undertake environmental projects.

26. At the start of the SGP 5<sup>th</sup> Operational Phase (OP5), which runs from 2011 to 2014, the programme had supported a cumulative total of more than 14,600 projects and strengthened more than 12,000 civil society groups in 125 countries, across all the GEF focal areas. In the biodiversity focal area, SGP programming has supported more than 7,827 community-based biodiversity projects totaling \$185 million, leveraging a further \$139 million in cash co-financing, and \$137 million in in-kind contributions.
27. During the reporting period running from 1 July 2010 to 30 June 2012, the SGP financed approximately 746 biodiversity-related projects (including 144 projects with multi-focal area benefits contributing to climate change mitigation, international waters and land degradation), together representing some \$20.75 million in financing from the GEF, in addition to \$17.76 million in cumulative cash and in-kind co-financing from partners and grantees, GEF agencies, bilateral agencies, national and local governments, and the private sector generated over the course of continuing project implementation.<sup>1</sup>
28. According to the GEF Council decision GEF/C.36/4, participating SGP countries have differential access to the OP5 core funding for the programme (with a priority given to new countries, LDCs and SIDS), aligned with a specific set of criteria for governments to endorse a portion of their national GEF-5 STAR allocations to the programme for expanded community-based actions.<sup>2</sup> During SGP OP5, the SGP will continue to support the GEF-5 objectives of biodiversity conservation in and around protected areas; the sustainable use of biodiversity in production landscapes and seascapes; as well as through the appropriate protection and transmission of traditional knowledge and genetic resources by culturally appropriate means.<sup>3</sup>
29. In relation to Aichi Target 11 to expand the global coverage of terrestrial and inland waters protected areas from 12% to 17% by 2020, the SGP will continue to channel support towards both government listed protected areas (including through a special focus on the co-management of World Heritage Sites and globally significant protected areas under the COMPACT approach),<sup>4</sup> as well as “other effective area-based conservation measures” including the appropriate recognition of indigenous peoples’ and community conserved areas and territories (ICCAs). The results of these global efforts towards the CBD Aichi targets will be tracked through (i) the on-line SGP global database (<http://sgp.undp.org>); (ii) the UNEP-WCMC Global Registry on ICCAs ([www.iccaregistry.org](http://www.iccaregistry.org)); as well as (iii) the ICCA Consortium, a global membership-based organization of like-minded civil society organizations and networks ([www.iccaforum.org](http://www.iccaforum.org)).

---

<sup>1</sup> Data compiled on 31 May 2012.

<sup>2</sup> <http://www.thegef.org/gef/node/150>

<sup>3</sup> Methods include *inter alia* the development of community biocultural protocols, *in situ* seed banks, traditional knowledge journals, and local socio-ecological assessments which are relevant to the GEF mandate under the CBD Nagoya Protocol on Access and Benefit Sharing (ABS), and recently created Inter-Governmental Platform on Biodiversity and Ecosystem Services (IPBES).

<sup>4</sup> <http://sgp.undp.org/img/file/Compact%20Booklet-1.pdf>

30. In relation to production landscapes, the SGP finalized a catalogue on the sustainable use of biodiversity-based products in the Latin America and Caribbean (LAC) region. In total, over 100 SGP-supported biodiversity products (including native plants and animals, fruits and nuts, cacao, coffees, insects, natural fertilizers, jams and jellies, drinks and juices, honey, cooking oils and vinegars, seafood and other marine products, artisanal handicrafts, medicinal plants, and bath and body products) were documented in the LAC region through high-quality photography and product descriptions. Copies of the catalogue were distributed to delegates at the 4<sup>th</sup> GEF Assembly held in Uruguay in May 2010, and reported in the CBD Business 2010 Newsletter on Biotrade.<sup>5</sup> The next stage of the initiative will take forward an on-line portal ([biodiversity-products.org](http://biodiversity-products.org)) in partnership with the Progreso Network to profile the biodiversity-based products of the SGP at the global level and stimulate further interest with potential buyers and markets to increase opportunities for small producers with the private sector.<sup>6</sup>
31. As a rolling modality of the GEF (i.e. with interlocking Operational phases), the longitudinal impacts of ongoing and completed SGP biodiversity projects continue to be tracked as part of an integrated SGP country programme approach for capacity development. In 2012, additional focus has been given to the review of SGP results at the national level through the organization of knowledge fairs and related events as part of the civil society preparations for the Rio+20 conference, an important milestone which also marks the 20<sup>th</sup> Anniversary of the SGP as a flagship programme of the GEF.
32. Please see Annex 6 for a list of SGP country programs approved during the reporting period.

### **Critical Ecosystem Partnership Fund (CEPF)**

33. During the reporting period the Critical Ecosystem Partnership Fund (CEPF), a partnership of GEF, Conservation International, the Government of Japan, the French Development Agency, the John D. and Catherine T. MacArthur Foundation and the World Bank, provided funding for 172 projects in 41 countries, amounting to \$16 million, bringing the program's global investment portfolio since inception to \$143 million in grants awarded to 1,667 civil society organizations, and leveraging \$323 million from partners around the world.
34. CEPF is unique among funding mechanisms in that it focuses on building civil society capacity to protect high-priority biological areas and examines conservation threats on a landscape scale. CEPF has been successful at identifying and supporting a regional approach to achieving conservation outcomes and engages a wide range of private, non-governmental and community institutions to support nations in addressing conservation needs through coordinated regional efforts.

---

<sup>5</sup> <https://www.cbd.int/doc/newsletters/news-biz-2010-05-en.pdf>

<sup>6</sup> [http://sgp.undp.org/img/file/Biodiversity%20Products%20From%20Latin%20America%20and%20the%20Caribbean\(1\).pdf](http://sgp.undp.org/img/file/Biodiversity%20Products%20From%20Latin%20America%20and%20the%20Caribbean(1).pdf)

35. CEPF awards grants to civil society entities ranging from small farming cooperatives and community associations, to private sector partners and non-governmental organizations. Since inception in 2000, projects have spanned 59 countries, and have made a significant contribution to strengthening the capacity of local civil society organizations worldwide to achieve conservation objectives. CEPF investments are diverse and far-reaching, and have focused for example, on securing new protected areas, improving management of production landscapes, fostering partnerships that integrate biodiversity conservation into economic and other sectors, working with local communities to explore sustainable economic alternatives that rely upon conservation of the resource base, and developing sustainable funding mechanisms to support long term conservation of critical ecosystems.

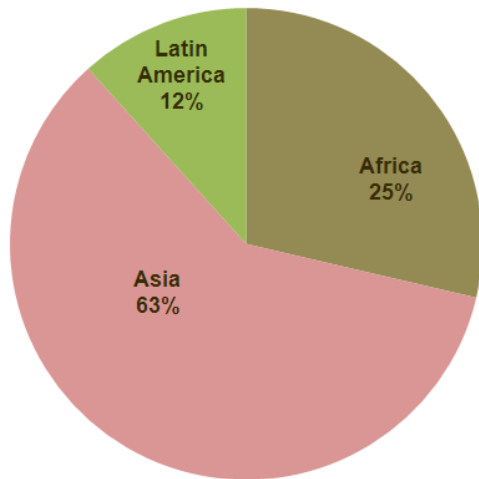
### **Save our Species (SOS) Program**

36. The conservation of threatened species serves many purposes beyond preventing the extinction of species science knows are on the verge of disappearing forever. These include raising public awareness, coalescing local communities around the plight of biodiversity conservation and protecting the habitats of many other less known species. Also, when the tide shifts for a particular species, it is often the case that natural resources management has taken a more sustainable path, and at various levels. This is also an indication that capable institutions are being established, that adequate governing mechanisms are beginning to be put in place, and that ecosystem services, such as clean water and soil fertility, are being provided by the local habitat.
37. The conservation community has made great strides in protecting globally relevant species, but there is a vital missing link that must be brought in for effective scaling up of these efforts - meaning the private sector. The Save Our Species is a program was established by the GEF (GEF \$4.9M, Cofinancing \$8.89M, Total project \$13.79M, the World Bank (WB) and the International Union for Conservation of Nature (IUCN) as a scalable response to a global natural emergency that is built on the notion that businesses and corporations that have built their logos and brands based on thousands of species worldwide have a vested interest in becoming involved in this immediate crisis. The World Bank and GEF have each contributed about \$5 million to initiate the project, with the objective of matching these funds through private sector engagement, with the vision of building a large species conservation fund by 2015.
38. During the reporting period, five pilot grants were awarded to regional programs of different conservation organizations. They all came to a conclusion between September 2011 and January 2012 reporting conservation impacts on more than 58 threatened species. A list of these projects is presented in Annex 12.
39. The first SOS Call for Proposals was issued in June 2011 accepting proposals for Threatened Species grants (TSG) under the following Strategic Directions: threatened Asian and African mammals, Critically Endangered birds and threatened amphibians. The call also included an open call for proposals for Rapid Action Grants (RAG). A total 414 proposals were received (341 for TSG and 74 for RAG). A Threatened Species Grant (TSG) is a type of grant (between \$25,000 and \$800,000) of the duration of 12 to 24 months, awarded competitively to civil society organizations working on species

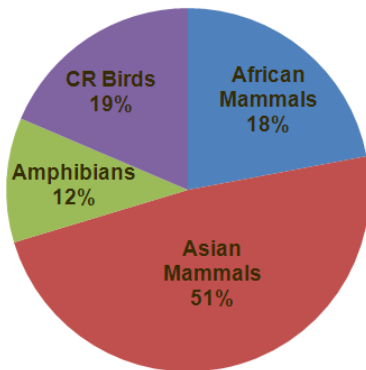
needs identified under the SOS strategic directions for a specific call for proposals. A Rapid Action Grant (RAG) is a type of grant (maximum \$25,000) awarded on an ongoing basis to support projects aimed at addressing new and immediate threats that require targeted specific action, with high chance of generating rapid positive results.

40. Twenty-three new SOS projects (totaling approximately \$3.3 million) were selected for funding and grant agreements were negotiated and signed between December 2011 and January 2012. Figures two and three depict funding by region and strategic directions of the SOS. These projects are presented in Annex 12.

**Figure 2. Geographic Distribution of funding for 23 SOS projects**



**Figure 3. Distribution of funding for 23 SOS projects by Strategic Direction**



Strategic Direction	Number of projects	Amount (USD)	Percentage
Mammals - Africa	5	615,000	18%
Mammals - Asia	9	1,686,000	51%
Amphibians	4	384,000	12%
CR Birds	5	645,000	19%

41. Considerable efforts were made in fundraising to complement the existing GEF and World Bank funding for the SOS program. Negotiations and signature of the agreement with Nokia were concluded in April 2011. Nokia is a platinum member for three years

(2011 to 2013). The French government, through its French Global Environment Facility (FFEM), signed an agreement with SOS for 1 million Euros in February 2012.

42. The second SOS Call for Proposals was issued on the 7<sup>th</sup> of May 2012 and is accepting proposals for Threatened Species grants (TSG) until the 22<sup>nd</sup> of June under the following Strategic Directions: threatened tropical terrestrial Asian vertebrates, threatened small marine mammals, threatened cycads, and threatened freshwater African animals.
43. In sum, during the reporting period, the SOS dedicated \$3,983,610 and leveraged \$ 6,997,791 in cofinance to conserve 75 threatened species in 34 countries, thus making a significant contribution to Aichi Target 12.

#### **E. Summary of Project Activities Funded under the SFM-REDD+ Program**

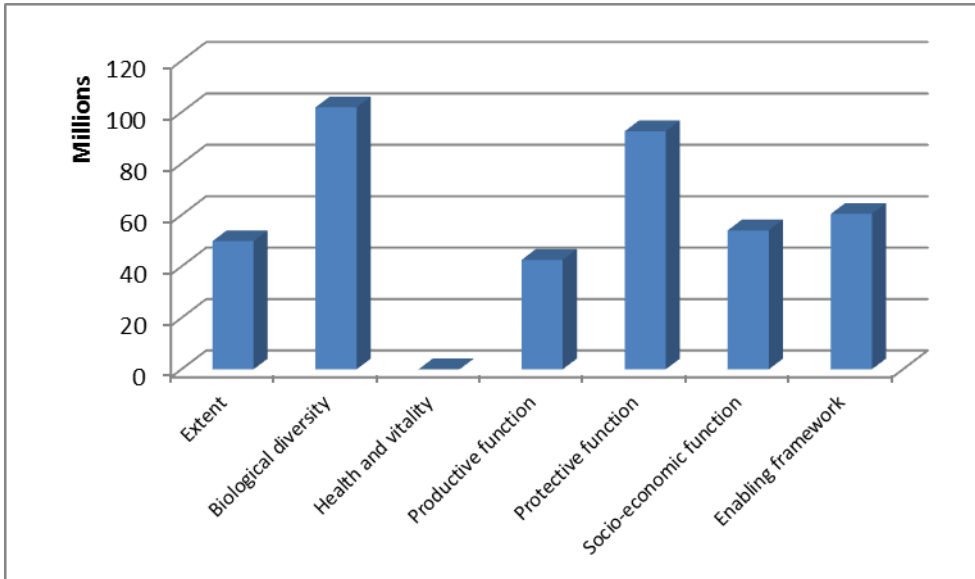
44. GEF's SFM-REDD+ Program has made significant contributions to the objectives of the CBD during the reporting period. GEF has contributed \$401,335,113 towards SFM – REDD+ projects which has leveraged an additional \$3,462,058,589 in cofinance. This includes all projects funded by the GEF under the SFM-REDD+ Program, including those that did not make use of any funding from the biodiversity focal area
45. To provide a detailed analysis of the type of projects the GEF invests in we have mapped the investment against the seven SFM themes as identified in the United Nations Forum on Forests (UNFF) Non Legally Binding Instrument (NLBI) were used as a framework for analysis. The seven themes are:
  - Extent of forest resources: having significant forest cover and existence of forest types;
  - Biological diversity: conservation and management of biodiversity at ecosystem, species and genetic level;
  - Forest health and vitality: management of forests to reduce risks and disturbances such as wildfires, pollution, invasive alien species, pests and disease;
  - Productive functions of forest resources: production of wood and non-wood forest products;
  - Protective functions of forest resources: safeguarding the role that forests and trees play in moderating soil, hydrological and aquatic systems. This is linked to ecosystem goods and services provided by forests and the contribution of forests to ecosystem conservation;
  - Socio-economic functions: contribution of forests to economic well-being and to cultural, spiritual, and recreational values and uses; and

- Legal, policy and institutional framework: the enabling environment required to support the six aspects of SFM.

46. All of the seven UNFF themes and GEF forest investments contribute to the conservation and sustainable use of forest biodiversity. Some projects directly seek to improve management practices resulting in a direct biodiversity outcome in the near-term, while others may focus on improving forest policy such that it is more biodiversity-friendly which would in the end provide a longer-term ongoing benefit to forest biodiversity.
47. Aichi Target 7 encompasses all of the sustainable forest management themes, but some themes such as the extent of forest area and socio-economic themes also contribute to achieving Targets 5, 11, 14, 15 and 18 and project investments in the forest enabling environment make a direct contribution to Target Seventeen (17).
48. As the seven SFM themes do not correspond directly to the GEF's focal area objectives, to enable a mapping of GEF-5 investment against the themes it was necessary to adopt a simple method to ascertain how much funding was being invested under each of the seven themes. To maintain simplicity of the process, up to three themes were identified for each project and investment amounts apportioned as follows: where only one theme was identified 100% of funding was apportioned to it; where two themes were identified funding was apportioned 60/40 giving the higher ratio to the theme where most of the project activity was occurring; and where three themes were identified funding was apportioned 40/30/30 with the slighter higher proportion going to the most dominant theme in the project.
49. The purpose of presenting this analysis as depicted in the tables and graphs below is to demonstrate the overall trends of investment as they relate to the elements of SFM as defined by the UNFF in the NLBI as well as the regions that are making use of the SFM REDD+ program at GEF. This is not an exact accounting, and is only meant to illustrate the basic trends of GEF's forest investment and how these investments contribute to the achievement the objectives of the CBD as it relates to forest biodiversity and the associated Aichi Targets.
50. As indicated in Figure Four (4) below, funding for the two SFM themes that make the most direct contribution to the objectives of the CBD—forest biological diversity conservation and the protective functions of forests-- amount to 25% and 23% (\$49.8 million and \$42.6 million) respectively, which is 23% of overall GEF investment in SFM REDD+ projects.

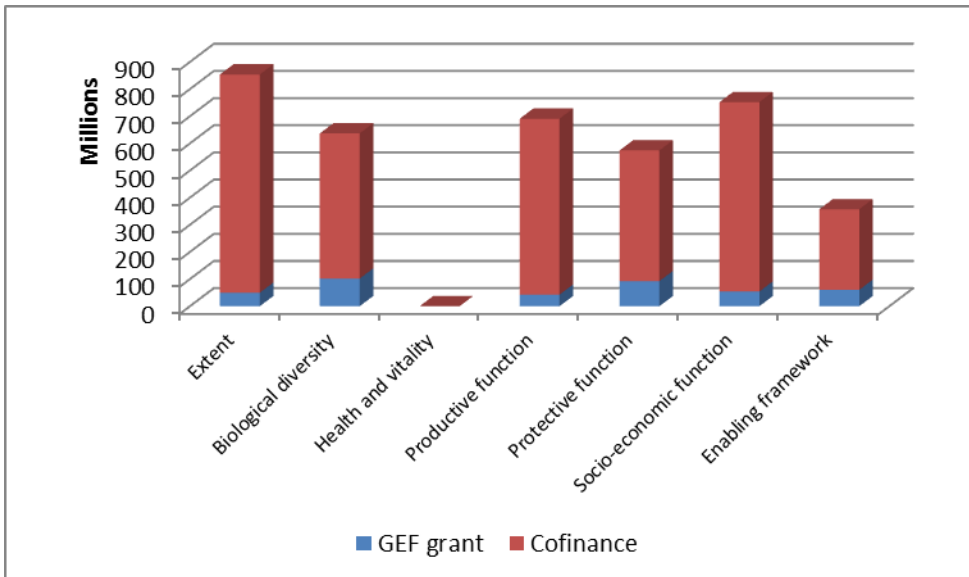


**Figure 4. GEF-5 SFM REDD+ Project Grants by SFM Theme**



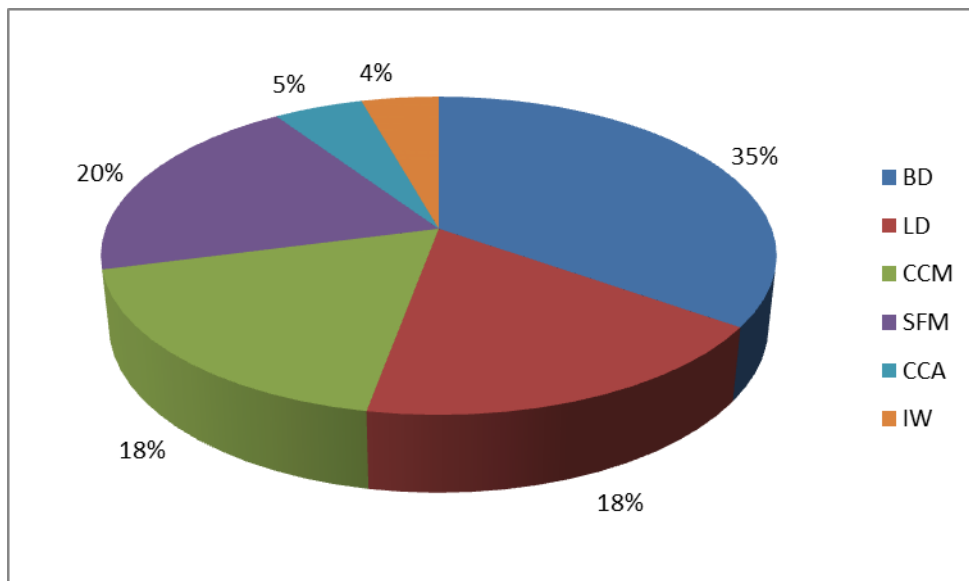
51. As depicted in Figure Five (5) below, overall funding including cofinance for SFM themes of extent of forest resources is \$853.6 million (22%), biological diversity \$636.6 million (16%), productive functions of forests \$690.6 million (18%), protective functions of forests \$574.0 million (15%), socio-economic function of forests \$751.7 million (20%) and the enabling framework \$357.0 million (9%).

**Figure 5. GEF-5 SFM REDD+ Project Grants and Cofinance by SFM Theme**



52. GEF grant funds directed to SFM by region during the reporting period was as follows: Africa \$153.1 million, East Asia and the Pacific \$34.6 million, Europe and Central Asia \$29.4 million, Latin America and the Caribbean \$159.6 million and South Asia \$24.6 million. SFM project cofinance by region during the reporting period was as follows: Africa \$2.26 billion, East Asia and the Pacific \$182.7 million, Europe and Central Asia \$101.1 million, Latin America and the Caribbean \$792.1 million and South Asia \$127.3 million
53. Figure Six (6) depicts the percentage of resources from each focal area that contributes to the SFM REDD+ projects. This demonstrates how resources from the biodiversity focal area have leveraged considerable resources from other GEF focal areas to advance forest biodiversity conservation and sustainable use making a significant contribution to the associated Aichi Targets noted above.

**Figure 6. GEF-5 SFM REDD+ Funding of the SFM Projects by Focal Area and SFM Program Funds**



### III. Activities in Response to COP Guidance

#### A. Summary

54. All COP/MOPs and COPs have provided guidance to the GEF on the policy, strategy, program priorities and eligibility criteria to be followed in providing financial assistance to developing country parties for purposes of the Convention. This guidance has been regularly incorporated in GEF policies and operational activities, and GEF responses to the guidance are reported on in each of its reports to the COP.

55. The Tenth Meeting of the Conference of the Parties to the Convention on Biological Diversity provided further guidance to the GEF.<sup>7</sup> Table 8 below summarizes COP/MOP-5 and COP-X guidance and provides a synopsis of GEF's progress to date in responding to that guidance. Further details are also provided throughout this report

**Table 8. Status of GEF Response to COP/MOP 5 and COP-X/25 Decisions**

**A. COP/MOP 5 Guidance included in COP-X/25, paragraph 20.**

<b>COP/MOP 5 Guidance</b>	<b>GEF Response</b>
Continue to implement all previous guidance to the financial mechanism with respect to biosafety.	GEF was ready to continue to implement previous guidance; however no projects were submitted in the first two years of GEF-5.
Consider, in the context of the replenishment process for GEF-6, supporting the implementation of the Protocol within the System for Transparent Allocation of Resources (STAR) by defining specific quotas for biosafety for each country, on the basis of the second national reports on the implementation of the Protocol.	Using the second national reports that are now filed with the CBD Secretariat for almost all GEF-eligible countries, data that each country produced on their budgetary demands for biosafety can be extracted.
Make available, in a timely manner, financial resources to eligible Parties to facilitate the preparation of their second national reports under the Cartagena Protocol on Biosafety.	<p>Resources for national reporting were made available outside of the STAR in GEF-5 through Objective 5 of the strategy and the focal area set aside. Three global umbrella projects implemented by UNEP were approved to support national reporting.</p> <p>The medium-sized umbrella project, Support to Preparation of the Second National Biosafety Reports to the Cartagena Protocol on Biosafety: Latin America, Caribbean and Pacific Regions covering 39 eligible parties was first received on April 20, 2011 and after one revision was approved by the CEO on May 16, 2011.</p> <p>The medium-sized umbrella project, Support to Preparation of the Second National Biosafety Reports to the Cartagena Protocol on Biosafety-North Africa (NA), Asia (A), Central and Eastern Europe (CEE) covering 41 eligible parties was first received on April 20, 2011 and after one</p>

<sup>7</sup> Decision X/25.

COP/MOP 5 Guidance	GEF Response
	<p>revision was approved by the CEO on May 16, 2011.</p> <p>The medium-sized umbrella project, Support to Preparation of the Second National Biosafety Reports to the Cartagena Protocol on Biosafety-Africa, covering 42 eligible parties was first received on April 20, 2011 and after one revision was approved by the CEO on May 16, 2011.</p>
<p>Expand its support for capacity-building for effective participation in the Biosafety Clearing-House to all eligible Parties to the Protocol and to submit a report for consideration of the sixth meeting of the Parties to the Protocol.</p>	<p>An update on the implementation of the UNEP GEF BCH-II implementation project has been appended as Annex 13 of this report. Upon satisfactory completion and evaluation of BCH-II, extension of the project could be considered.</p>
<p>Ensure the inclusion of biosafety-related elements in the terms of reference for national capacity self-assessments (NCSAs) and other capacity assessment initiatives carried out with GEF funding.</p>	<p>The NCSA process is essentially over, however, for new GEF-eligible countries, GEF takes note of the need to include biosafety-related elements.</p>
<p>Ensure that identification requirements of paragraph 2 (a) of Article 18 and related decisions are taken into account in activities carried out with GEF funding.</p> <p>Ensure that the programme of work on public awareness, education and participation concerning the safe transfer, handling and use of living modified organisms is taken into account in activities carried out with GEF funding.</p>	<p>Within the context of future submissions of National Biosafety Framework (NBF) implementation projects, GEF will systematically review projects to assess whether these elements are taken into account in the project design and if not request explanation and justification.</p> <p>However, no new NBF implementation projects were submitted during the first two years of GEF-5.</p>
<p>Make funds available to eligible Parties in a facilitated manner and to monitor, as appropriate, the expeditious accessibility of those funds.</p>	<p>No projects were submitted during the first two years of GEF-5.</p>

## B. COP Decision X/25 Guidance to the Financial Mechanism

COP-10 Guidance	GEF Response
<p><b>National biodiversity strategies and action plans</b>  <i>Requests</i> the Global Environment Facility to provide adequate and timely financial support for the updating of national biodiversity strategies and action plans and related enabling activities, and <i>requests</i> the Global Environment Facility and its implementing agencies to ensure that procedures are in place to ensure an expeditious disbursement of funds.</p>	<p>During the reporting period, the GEF approved proposals from 102 countries to revise their NBSAP, or 70% of GEF eligible countries. One eligible country has decided not to seek GEF funding for the revision of the NBSAP.</p> <p>Within the context of these proposals, as detailed in Annex 11, support was also provided for developing a resource mobilization strategy, conducting a technology needs assessment, support to the clearing-house mechanism, and producing the fifth national report. By nesting these activities within the NBSAP, not only was funding support provided in a streamlined fashion, it encouraged the integration of these assessments, strategies and reports within the framework of the NBSAP thus increasing the likelihood that the outputs from these activities will be integrated into the NBSAP and associated biodiversity policy at the national level. Please see Annex 11.</p>
<p><i>Requests</i> the Global Environment Facility to provide support to eligible Parties in a expeditious manner, for revising their national biodiversity strategies and action plans in line with the Strategic Plan.</p>	<p>See above.</p>
<p><b>National reporting</b>  <i>Requests</i> the Global Environment Facility to provide adequate and timely financial support for the preparation of the fifth and future national reports, and further <i>requests</i> the Global Environment Facility and its implementing agencies to ensure that procedures are in place to ensure an early and expeditious disbursement of funds.</p>	<p>102 countries, or 70% of GEF-eligible countries, have received support to revise their NBSAPs within which resources have been allocated for the fifth national report as noted above.</p>
<p><b>Biodiversity integration</b>  In accordance with Article 20 of the Convention, <i>invites</i> developed country Parties, other Governments and donors, and the financial mechanism to provide financial and technical support to eligible countries to further develop approaches on the integration of biodiversity into poverty eradication and development</p>	<p>Objective Five of the GEF-5 biodiversity strategy encourages and will measure the integration of biodiversity strategies into national development planning documents.</p> <p>Many proposals that have been submitted to revise the NBSAP are dedicating resources</p>

<b>COP-10 Guidance</b>	<b>GEF Response</b>
processes.	to mainstream the NBSAP into other planning processes.
<p><b>Country-specific resource mobilization strategies</b>  <i>Requests</i> the Global Environment Facility to provide timely and adequate financial support to updating national biodiversity strategies and action plans, which may include the development of country-specific resource mobilization strategies.</p>	The proposals for NBSAP revision include support for activities to develop resource mobilization strategies as part of the NBSAP revision process. See Annex 11.
<p><b>Global Taxonomy Initiative</b>  <i>Further recognizing</i> that taxonomic capacity is crucial for the implementation of all relevant articles and work programmes of the Convention and that the taxonomic capacity to inventory and monitor biodiversity, including the use of new technologies, such as DNA barcoding and other relevant information technology is not adequate in many parts of the world, <i>requests</i> the Global Environment Facility and <i>invites</i> Parties, other Governments, and other international and funding organizations and other international and funding organizations to continue to provide funding for GTI proposals.</p>	The GEF reviews and responds to projects submitted that have elements or components that contribute to the implementation of the GTI at national level and that contribute to achievement of project conservation objectives, however, no such projects were submitted during the reporting period that explicitly included these elements.
<p><b>Indicators</b>  <i>Requests</i> the Global Environment Facility to provide support to respond to the capacity needs of eligible Parties in developing national targets and monitoring frameworks in the context of updating their national biodiversity strategies and action plans.</p>	The proposals for NBSAP revision include support for activities to develop national targets and monitoring frameworks as part of the NBSAP revision process.
<p><b>Global Strategy for Plant Conservation</b>  <i>Invites</i> Parties, other Governments, and funding organizations to provide adequate, timely and sustainable support to the implementation of the Global Strategy for Plant Conservation, especially by eligible countries; and <i>invites</i> the financial mechanism to consider strengthening the Global Strategy for Plant Conservation in its country-driven activities.</p>	GEF reviews and responds to projects submitted that have elements or components that contribute to the implementation of the Global Strategy for Plant Conservation at national level and that contribute to project conservation objectives, however, no such projects were submitted during the reporting period that explicitly included these elements.
<p><b>Protected areas</b>  <i>Recalling</i> paragraph 1 of its decision IX/18 B, <i>further urges</i> Parties, in particular developed country Parties, and <i>invites</i> other Governments and international financial institutions including the Global Environment Facility, the regional development banks, and other multilateral financial institutions to provide</p>	Objective One of the GEF-5 biodiversity strategy supports the Programme of Work on Protected Areas (PoWPA). Table 5 above details funding for the first two years of GEF-5 which totaled \$279 million of GEF grants and \$1.35 billion of cofinance.

<b>COP-10 Guidance</b>	<b>GEF Response</b>
<p>the adequate, predictable and timely financial support, to eligible countries to enable the full implementation of the programme of work on protected areas</p>	
<p><i>Urges</i> the Global Environment Facility and its Implementing Agencies to streamline their delivery for expeditious and proportionate disbursement and to align the projects to national action plans for the programme of work on protected areas for appropriate, focused, sufficient and harmonious interventions of projects.</p>	<p>All GEF projects are to be aligned with NBSAPs, within which countries identify their protected area objectives and priorities, and the projects are evaluated for this congruence.</p>
<p><b>Article 8(j) and related provisions</b> <i>Invites</i> the Global Environment Facility, international funding institutions and development agencies and relevant non-governmental organizations, where requested, and in accordance with their mandates and responsibilities, to consider providing assistance to indigenous and local communities, particularly women, to raise their awareness and to build capacity and understanding of the elements of the code of ethical conduct.</p>	<p>GEF continues to review and respond to such requests in the context of country-driven projects aligned with the GEF biodiversity strategy.</p>
<p><b>Access and benefit sharing</b> <i>Invites</i> the Global Environment Facility to provide financial support to Parties to assist with the early ratification of the Nagoya Protocol on Access to Genetic Resources and the Fair and Equitable Sharing of Benefits Arising from their Utilization to the Convention on Biological Diversity and its implementation.</p>	<p>Objective Four of the biodiversity strategy provides capacity building opportunities for countries in ABS. One project has been submitted and approved during the reporting period under objective four of the strategy.</p> <p>The GEF also approved a Medium Sized Project of \$1 million implemented by the United Nations Environment Programme (UNEP) for the early entry into force of the Nagoya Protocol. This project has been operational since April 2011 and will be completed in April 2013. The project is carrying out a series of awareness-raising and capacity-building activities to support the early ratification and entry into force of the Nagoya Protocol</p>
<p><b>Technology cooperation</b> <i>Recalling</i> the importance, as underlined in the preamble to its decision VIII/12, of developing specific approaches to technology transfer and technological and scientific cooperation to address the prioritized needs of countries based on the priorities in national biodiversity strategies and action plans and to</p>	<p>The NBSAP proposals submitted to the GEF can include the cost of a technology needs assessments. See Annex 11.</p>

<b>COP-10 Guidance</b>	<b>GEF Response</b>
<p>link technology needs assessments to those priorities, while avoiding non-specific, global approaches to this issue, <i>invites</i> funding institutions, including the Global Environment Facility, to provide financial support to the preparation of such technology needs assessments.</p>	
<p><b>Clearing-house mechanism</b>  <i>Requests</i> that the Executive Secretary and the Global Environment Facility cooperate to facilitate access to funding for the clearing-house mechanism as a key component to support the implementation of the Strategic Plan of the Convention for the Post-2010 period as well as the implementation of national biodiversity strategies and action plans.</p>	<p>Support to the CHM has been provided in the proposals supporting the revision of the NBSAP. See Annex 11.</p>
<p><b>South-South cooperation on biodiversity</b>  <i>Invites</i> the Global Environment Facility to consider establishing a South-South biodiversity cooperation trust fund for the implementation of the 2011-2020 Strategic Plan of the Convention based on voluntary contributions</p>	<p>The GEF Secretariat participated actively in the third meeting of the South-South Expert Group held in Incheon City, Republic of Korea, May 18-20, 2011 held by the CBD Secretariat and provided input on technical and modality options for such a fund. Future requests from the COP would have to be deliberated by the GEF council at a future date.</p>
<p><b>Marine and coastal biodiversity</b>  <i>Invites</i> the Global Environment Facility and other donors and funding agencies, as appropriate, to consider extending support for capacity-building to eligible countries, in order to implement the present decision, and in particular: (a) With respect to the invitation in paragraph 38 of decision X/** (the marine and coastal biodiversity decision).</p>	<p>Paragraph 38 <i>Invites</i> the Global Environment Facility and other donors and funding agencies as appropriate to extend support for capacity-building to developing countries, small island developing States, least developed countries, and countries with economies in transition, in order to identify ecologically or biologically significant and/or vulnerable marine areas in need of protection, as called for in paragraph 18 of decision IX/20 and develop appropriate protection measures in these areas. These efforts are supported under GEF's objective one on sustainable protected area systems where GEF support to marine protected area management is provided.</p> <p>In addition, as part of the GEF-5 biodiversity strategy, utilizing resources from the focal area set aside and in combination with resources from the International Waters Focal Area, the GEF identified a pilot program to support action in Areas Beyond</p>



COP-10 Guidance	GEF Response
	<p>National Jurisdiction (ABNJ) which was approved by Council in November 2011. The GEF is providing \$50M of grants (\$25M BD; \$25M IW), which has leveraged over \$269.7M so far in co-financing from public and private partners. The ABNJ Program responds to guidance from the CBD concerning Ecologically or Biologically Significant Areas (EBSAs) beyond national jurisdiction through the four PIFs approved as described in paragraph 114 below.</p>
<p><i>Invites</i> the Global Environment Facility and other donors and funding agencies as appropriate to extend support for capacity-building to eligible countries, in order to identify ecologically or biologically significant and/or vulnerable marine areas in need of protection, as called for in paragraph 18 of decision IX/20 and develop appropriate protection measures in these areas, within the context of paragraphs 36 and 37 of decision</p> <p><i>Para 36.</i> Requests the Executive Secretary to facilitate the description of ecologically or biologically significant marine areas through application of scientific criteria in Annex I of decision IX/20 as well as other relevant compatible and complementary nationally and intergovernmentally agreed scientific criteria, as well as the scientific guidance on the identification of marine areas beyond national jurisdiction, which meet the scientific criteria in annex I to decision IX/20.</p> <p><i>Para 37 Emphasizes</i> that additional workshops are likely to be necessary for training and capacity-building of developing country Parties, in particular the least developed countries and small island developing States among them, as well as countries with economies in transition, as well as through relevant regional initiatives, and that these workshops should contribute to sharing experiences related to integrated management of marine resources and the implementation of marine and coastal spatial planning instruments, facilitate the conservation and sustainable use of marine and coastal biodiversity, and may address other regional priorities that are brought forward as these workshops are planned.</p>	<p>With regards to paragraph 36 and 37, within the context of country-driven proposals to develop and implement marine protected area projects consistent with Objective One of the biodiversity strategy, identification of ESBAs and capacity building activities may be supported.</p> <p>Please also note above the pilot program on ABNJ referenced in paragraphs 113-117 below.</p>

COP-10 Guidance	GEF Response
<p><b><i>Biodiversity and climate change</i></b>  Invites the Global Environment Facility to consult with the Executive Secretary on ways and means to better inform its Implementing Agencies about decisions made by the Conference of the Parties on biodiversity and climate change, especially those related to enhancing cooperation between the Rio conventions, in order to facilitate the Parties efforts pursuant to such decisions.</p>	<p>GEF agency awareness of these decisions are made evident in the many multi-focal area projects presented by countries under the SMF REDD+ program of the GEF where global environmental benefits are realized in the focal areas of biodiversity and climate change.</p>

56. The remainder of this section provides updates on past guidance provided to the GEF where there has been considerable and notable activity during the reporting period. In each section, examples of relevant project activities are provided, as appropriate, to illustrate the type of activities being implemented on-the-ground.
57. Annexes 2-11 provides a summary of all projects approved during the reporting period and the project examples given below are an illustrative accounting of all project activities.
58. A total of seven multi-focal area projects that sought to use biodiversity funding were rejected during the reporting period. Please see Annex 4A for a table that lists these projects and the reasons for their rejection.
59. For further information on each country’s GEF portfolio, please refer to the GEF country page on the GEF website: <http://www.gefonline.org/Country/CountryProfile.cfm>.

**B. Protected Areas: Systemic Approaches to Improving Protected Area Management (Objective One of the GEF-5 Biodiversity Strategy)**

**Response to Guidance**

60. Guidance on protected areas (PAs) has been provided by a number of previous COP decisions. The latest guidance is summarized by Decision VIII/18, paragraphs 28-30 and IX/31, B) paragraphs 13 and 14. Guidance from COP-X referred to previous guidance provided to the GEF and did not introduce new guidance. Please see summary Table 8 for response to COP X guidance.
61. In considering this guidance, the GEF has further strengthened its support to protected areas through the formulation of a more comprehensive strategy on protected areas in GEF-5 that focuses on catalyzing sustainable protected area systems.

62. The GEF defines a sustainable protected area system as one that possesses the following characteristics: a) sufficient and predictable revenue, including external funding, available to support protected area management costs; b) includes coverage of ecologically viable representative samples of ecosystems and species; and c) has adequate individual, institutional, and systemic capacity in place to manage protected areas such that they achieve their management objectives. Capacity building at the national and local levels to support effective management of individual protected areas and protected area systems will remain an ongoing priority and an integral part of project interventions. GEF is, therefore, supporting comprehensive interventions that address these three aspects of protected area management in order to catalyze the long-term sustainability of the system.
63. Recognizing the important role that indigenous communities play in biodiversity conservation, and in response to COP guidance, the strategy acknowledges the importance of the participation of indigenous and local communities in the design, implementation, management and monitoring of projects to conserve and sustainably use biodiversity. Promoting capacity development of indigenous and local communities is recognized as being particularly relevant as part of GEF's support to catalyzing sustainability of protected areas systems. The strategy supports indigenous and community conserved areas (ICCAs) as part of national systems of protected areas, and as a way to strengthen sustainable management of protected areas systems.<sup>8</sup>
64. The GEF is the largest funding mechanism for protected areas worldwide and has provided \$2.2 billion to fund protected areas management, leveraging an additional \$7.35 billion in co-financing from project partners for a total of \$9.55 billion dollars.
65. During the reporting period the GEF provided \$ 279 million to 65 projects that supported the improved management of protected areas and protected area systems. These projects received an additional \$ 1.4 billion in cofinancing with each GEF dollar leveraging five (5) dollars of cofinancing.

#### **Example of Projects Contributing to Sustainable Protected Area Systems**

66. GEF's strategy to support protected areas has evolved from solely focusing on improving the management effectiveness of single sites to more systemic interventions that make substantial contributions to the sustainability of the entire system, either through improving financial sustainability, improving ecosystem or species representation, and building individual and institutional capacity.
67. In China, the "*Main Streams of Life-Wetland Protected Area System Strengthening for Biodiversity Conservation Program*" (UNDP, GEF: \$23 million, Co-finance: \$142 million) is one of the few biodiversity-specific programmatic approaches approved during the reporting period. This program will create a strong national system for managing wetland PAs covering 48,962,400 ha, improve the spatial design of the wetland PA sub-system and bring an additional 1.7 million ha under protection, including 50

---

<sup>8</sup> Indigenous and Community Conserved Areas (ICCAs) are natural sites, resources and species' habitats conserved in voluntary and self-directed ways by indigenous peoples and local communities.

unprotected threatened species, thus ensuring better terrestrial wetland ecosystem representation and filling ecosystem and species coverage gaps in the national PA system. An element that makes this project especially innovative is that it will integrate the management of wetland ecosystem protected areas into provincial-level planning processes and facilitate the development and implementation in the provinces of financial strategies designed to cover/sustain the management costs of the protected areas. This program includes substantial Government co-financing including grants totaling \$115.50 million alone and a grant from UNDP of \$5 million. Increasing coverage of wetland protected areas will fill an important gap in the national system in China as well as globally.

68. The GEF-5 biodiversity strategy highlights the opportunity for protected area projects to develop and integrate climate resilience management measures as part of the project intervention strategy. In Mexico, the project, *“Strengthening Management Effectiveness and Resilience of Protected Areas to Protect Biodiversity under Conditions of Climate Change”* (UNDP, GEF: \$10,272,727, Cofinance: \$43,754,100 ) is the first project in the GEF protected area portfolio to take advantage of this opportunity. The project will undertake a comprehensive approach to spatially configure and manage a protected area system to mitigate the adverse effects of climate change.
69. The proposed project aims to transform management and coverage of terrestrial and coastal protected areas in Mexico to alleviate the direct and indirect impacts of climate change on globally significant biodiversity. This will be achieved through the development of management systems (monitoring and early warning systems, management decision making tools and sustainable financing) to implement the national Climate Change Strategy for Protected Areas in Mexico. This will optimize readiness at national level to respond to the anticipated implications of climate change for the PA system as a whole. In addition, the project will expand PAs by about 600,000 hectares in landscapes that are particularly sensitive to climate change to protect refugia and corridors for species as they move due to climate change and to enhance connectivity. Finally, the project will build readiness to address specific climate change impacts in vulnerable PAs through testing cost-effective adaptation actions and mechanisms in 12 priority, vulnerable PAs covering 2,000,000 hectares. Lessons generated from the design and implementation of this project may provide important guidance for future GEF biodiversity strategies and investments in strengthening the climate resiliency of protected area systems.

### **Extending Support to SIDS and LDCs**

70. In the previous reporting period, a global project was approved: “Supporting Country Action on the CBD Programme of Work on Protected Areas (PoWPA)”, which directly responded to a request made at COP-VIII. The GEF provided \$9.4 million, which leveraged co-financing of an additional \$4.04 million. The project, implemented by UNDP, considered applications for up to \$150,000 from countries to undertake one or more of 13 critical PoWPA activities. The entire grant was allocated over the course of five rounds and during this reporting period the project continued to provide technical and administrative support to 47 countries on 127 key actions on the PoWPA.

71. In a partnership with the Secretariat of the Convention on Biological Diversity, the project has provided direct technical support in the form of a series of workshops focused specifically on the actions included in this project. Since the inception of the project, there have been more than two dozen technical workshops, ten of which were implemented during the reporting period. Topics have included protected area network design and gap assessment, management effectiveness assessment, sustainable finance, protected area valuation, spatial integration and sectoral mainstreaming, and monitoring, among other topics.
72. The workshop series has reached 45 of the 47 countries, and during the reporting period 145 countries participated in these workshops. In addition, the project has developed 13 e-learning modules covering a broad range of PoWPA topics and incorporating lessons learned from implementation of this project. These are available for free in multiple languages at [www.conservationtraining.org](http://www.conservationtraining.org); to date, more than 2,500 protected area practitioners from more than 125 countries (including nearly every LDC and SIDS) have accessed them. The project also developed a synthesis document called “Protected Areas for the 2<sup>1st</sup> Century,” incorporating many of the lessons learned from the project, which was distributed to all CBD focal points, project coordinators and other key stakeholders globally.
73. The project runs through the end of 2012 to allow for countries to complete their projects, to document and broadly share lessons learned, and to allow for full evaluation, review and accounting. An additional 9 e-learning modules will be developed and made publically available before the end of 2012, and a summary document highlighting the challenges, successes and outcomes of each country will be produced for COP-XI.
74. Of the 127 projects funded, 46 are in Least Developed Countries (LDCs) and 52 are from Small Island Developing States (SIDS). 17 of the 47 countries included in the project are LDCs and 19 are SIDS. This distribution was part of a conscious effort to focus on LDCs and SIDS, in direct response to a COP-VIII decision that specifically requested assistance to LDCs and SIDS in the implementation of the Programme of Work on Protected Areas.

**C. Sustainably Using Biodiversity through Mainstreaming (Objective Two of the GEF-5 Biodiversity Strategy)**

**Response to Guidance**

75. GEF’s biodiversity strategy complements support to the sustainable use of biodiversity through protected area management with the promotion of biodiversity mainstreaming and sustainable use. Over the long term, the viable conservation and sustainable use of biodiversity will require the sustainable management of a landscape and seascape mosaic that includes protected areas and a variety of other land uses, especially as human pressure on land continues to increase.
76. Although there was no specific guidance with regards to sustainable use from COP-X, support to sustainable use is of increasing importance in GEF’s biodiversity portfolio as

evidenced by the rate of usage of the notional allocation to Objective Two of the strategy and as depicted previously in Table Six.

77. During the reporting period the GEF provided \$223 million, or 80% of the notional allocation to Objective Two of the GEF-5 strategy, to 68 projects or programmatic approaches that supported biodiversity mainstreaming and sustainable use, inclusive of SGP country programmes that contribute to Objective Two of the GEF biodiversity strategy. These projects and programs received an additional \$ 1.1 billion in cofinancing with each GEF dollar leveraging five (5) dollars of cofinancing.
78. The projects highlighted below characterize the innovation and diversity of GEF's sustainable use and mainstreaming portfolio.
79. A particularly noteworthy sustainable use project in the reporting period is the project (UNEP, GEF: \$2,400,000, Cofinance: \$4,668,000) "*Integrating Traditional Crop Genetic Diversity into Technology Using a Biodiversity Portfolio Approach to Buffer against Unpredictable Environmental Change in the Nepal Himalayas*", which will mainstream the sustainable use and management of agricultural biodiversity in the mountain agricultural production landscapes of Nepal through promoting community-based breeding activities and technologies that enable farmers to increase productivity in a biodiversity-friendly manner that is also economically viable and competitive. The project will demonstrate that the maintenance of crop genetic diversity in fragile mountain agricultural production systems translates into a kind of agricultural sustainability that is not only defined by *productivity*, but also by the *resilience* of mountain agro-ecosystems and the maintenance of key *ecosystem services* (pollinators). The expected global benefits from this project include the conservation and sustainable management of seven crop species which form the basis for food security for many high elevation agricultural systems throughout the world, and a set of globally applicable technologies to conserve agro-biodiversity through improved use of crop biodiversity within cold mountain environments.
80. The "*Strengthening National Frameworks for IAS Governance - Piloting in the Juan Fernandez Archipelago*" (UNDP, GEF: \$4,200,000, Cofinance: 6,280,000) project is an example of a novel approach to mainstreaming invasive alien species management. The biodiversity mainstreaming project in Chile is addressing the threat to biodiversity caused by invasive alien species (IAS), the second largest threat to biodiversity after habitat change. Chile recognized that invasive alien species are a significant threat to its biodiversity and especially its island ecosystems where IAS are being introduced through trade, transport, and tourism. Despite Chile's robust system of inspection for exotic species dangerous to health and agriculture there are deficiencies in the control of IAS pathways that endanger biodiversity. The GEF project will help address these deficiencies by developing the policy, legal, regulatory and financial framework that will regulate and transform the practices of the trade, transport and insular tourism sectors to reduce the risk of IAS introduction and spread through these three pathways. The project will also pilot surveillance and control measures in a high biodiversity environment threatened by IAS, the Juan Fernandez archipelago (JFA), with the aim that the experiences gained can then be replicated to other island ecosystems in the country.

## **D. Biosafety (Objective Three of the GEF Biodiversity Strategy)**

### **Response to Guidance: Background Information**

81. At its third meeting, the Conference of the Parties serving as the meeting of the Parties to the Cartagena Protocol on Biosafety (COP-MOP) adopted decision BS-III/5 on matters related to the financial mechanism and resources. This decision included recommendations to the eighth meeting of the Conference of the Parties (COP) to the CBD regarding further guidance to the financial mechanism with respect to biosafety. The COP conveyed the recommendations to the GEF in paragraphs 9 to 13 of its Decision VIII/18 on guidance to the financial mechanism. This decision urged the GEF to support in-country, regional and sub-regional stock-taking studies to better planning futures assistance; and requested the GEF to support long-term training in risk management, risk assessment and LMO detection techniques; awareness-raising, public participation and information sharing; coordination and harmonization of National Biosafety Frameworks (NBFs) at regional and sub-regional levels; sustainable participation in the Biosafety Clearance House; transfer and joint development of technology in risk assessment, risk management, monitoring and detection of LMOs; development and implementation of NBFs; development of technical, financial, and human capacity; implementation of the revised Action Plan for Building Capacities for the Effective Implementation of the CPB; and facilitation of the consultative information-gathering process leading to the preparation of national reports under the Protocol.
82. Pursuant to the above request the GEF Secretariat, in collaboration with the GEF agencies, prepared a biosafety strategy based on guidance received from the Conference of the Parties. It also took into account GEF's mandate, lessons emerging from the experience to date with the implementation of the projects funded under the GEF's Initial strategy for Assisting Countries to Prepare for the Entry into Force of the Cartagena Protocol on Biosafety (CPB), the results of the independent evaluation of GEF's support to the CPB, prepared by the GEF Evaluation Office, inputs received from the GEF Council, and inputs received at a consultative session held in conjunction with the COP/MOP-3 in Curitiba (Brazil).
83. The GEF Council, at its meeting in December 2006, reviewed and approved the Strategy for Financing Biosafety (GEF/C.30/8/Rev.1<sup>9</sup>) as an interim basis for the development of projects for implementation of the CPB until the Council approved the focal area strategies and invited the GEF agencies, under the coordination of the GEF Secretariat and based on their comparative advantages, to collaborate with the GEF to provide assistance to countries for the implementation of the Protocol.
84. In March 2007, the GEF CEO invited UNEP to take the lead role, in close collaboration with the GEF Secretariat, in the development of a strategic approach for programming resources for biosafety capacity-building during GEF-4. In September 2007, the GEF

---

<sup>9</sup> [http://www.gefweb.org/documents/council\\_documents/GEF\\_30/documents/C.30.8.Rev.1StrategyforFinancingBiosafety.pdf](http://www.gefweb.org/documents/council_documents/GEF_30/documents/C.30.8.Rev.1StrategyforFinancingBiosafety.pdf)

Council approved the biosafety strategy as part of the Biodiversity Focal Area Strategy and Strategic Programming for GEF-4.<sup>10</sup>

85. A Program Document for GEF Support to Biosafety in GEF-4 was approved by GEF Council at its April 2008 meeting. The Program shapes the GEF strategy for financing biosafety under GEF-4 and beyond, through which GEF Agencies with a comparative advantage in biosafety can provide support to countries.
86. In the GEF-5 biodiversity strategy, capacity building to implement the CPB prioritized the implementation of activities that are identified in country stock-taking analyses and in the COP guidance to the GEF, in particular the key elements in the *Updated Action Plan for Building Capacities for the Effective Implementation of the CPB*, agreed to at the third COP serving as the Meeting of the Parties to the CPB (COP-MOP-3).
87. Please see summary Table 8 above for response to COP-X guidance on biosafety from COP-MOP-V.
88. Please also see Annex 13 which provides a report on implementation of BCH-II.

#### **Project Support During the Reporting Period**

89. During the reporting period, GEF support to biosafety was focused on supporting countries to produce their Second National Report through three global umbrella projects implemented by UNEP and as described earlier in Table 8. As noted, all projects were first received on April 20, 2011 and after one revision were approved by the CEO on May 16, 2011. A brief progress report follows below.
90. The regional project for Africa was designed to cover 42 eligible parties and all 42 eligible parties have presented their national report. Three parties submitted the report without requesting GEF funds.
91. The regional project for North Africa, Asia, and Central and Eastern Europe was designed to cover 42 parties and 38 have presented their national report. Out of the 38 countries who reported, 30 requested GEF funds while 8 parties financed the project expenses.
92. The regional project for LAC and the Pacific was designed to cover 39 countries and of the 29 parties who have presented their national report 17 parties requested GEF funds.
93. A total of 109 parties have presented their national report which is 89% of the 123 GEF-eligible parties. A total of 23 parties, 19%, submitted the national reports without requesting GEF funds.
94. No other requests for GEF support in biosafety were presented during the reporting period.

---

<sup>10</sup> [http://www.gefweb.org/uploadedFiles/Focal\\_Areas/Biodiversity/GEF-4%20strategy%20BD%20Oct%202007.pdf](http://www.gefweb.org/uploadedFiles/Focal_Areas/Biodiversity/GEF-4%20strategy%20BD%20Oct%202007.pdf)



**E. Invasive Alien Species (IAS) (Objective Two of the GEF-5 Biodiversity Strategy)**

**Response to Guidance**

95. The Millennium Ecosystem Assessment identified the spread of invasive alien species as one of the five major direct drivers of change in biodiversity and ecosystems, particularly in island ecosystems. In addition, invasive alien species can markedly decrease outputs in productive systems (e.g., agriculture, forestry, fisheries) when alien species become invasive weeds, pests, and diseases.<sup>11</sup>
96. Within the biodiversity strategy for GEF-5, GEF support is focused on implementing invasive alien species management frameworks under objective two of the strategy. GEF supports interventions that address the issue of invasive alien species systemically through developing the sectoral policy, regulations, and institutional arrangements for the prevention and management of invasions emphasizing a risk management approach by focusing on the highest risk invasion pathways. Priority is given to establishing policy measures that reduce the impact of invasive species on the environment, including through prevention of new incursions, early detection and institutional frameworks to respond rapidly to new incursions.
97. Guidance on invasive alien species has been provided by a number of previous COP decisions. The latest guidance is summarized by Decision IX/31, C) paragraphs 12. No new guidance was provided from COP-X that explicitly targeted GEF support to address the theme of invasive alien species.
98. In recognition of the importance of addressing the threat IAS pose, since its inception up through GEF-4, the GEF has supported fifty-eight projects that address the threat of invasive alien species amounting to about \$333 million in GEF grants.

**Project Support During the Reporting Period**

99. During the reporting period 3 projects that addressed invasive alien species (IAS) were approved for a total of \$ 13.5 million of GEF resources which leveraged an additional \$46,775,883 in cofinance.

**F. Access to genetic resources and fair and equitable sharing of benefits (Objective Four of the GEF-5 Biodiversity Strategy)**

**Response to Guidance**

100. The GEF-5 strategy includes a specific objective on building capacity on access and benefit sharing that incorporated previous COP guidance. The strategy was developed

---

<sup>11</sup> Figure 4.3 Millennium Ecosystem Assessment, 2005: General Synthesis: Ecosystems and Human Well-being. Island Press, Washington D.C. Other Millennium Assessment reports such as Living beyond our means: Statement of the Board of the MA. 2005. Washington D.C.

prior to completion of negotiations of an international regime on ABS that subsequently took place at the tenth meeting of the COP in Nagoya, Japan.

101. The GEF strategy identifies support to capacity building of governments for meeting their obligations under Article 15 of the CBD, as well as building capacity within key stakeholder groups, including indigenous and local communities, and the scientific community as a priority. Projects under this objective were to be consistent with the Bonn Guidelines on Access to Genetic Resources and the Fair and Equitable Sharing of Benefits Arising out of their Utilization and the related action plan on capacity building for ABS adopted under the Convention. Going forward, the GEF will of course respond to the formal guidance provided to the GEF on implementation of the Nagoya Protocol.
102. Through regular project support (not including enabling activities) since its inception and through the period of GEF-4 the GEF has funded more than fifty-five projects for a total of \$237 million in GEF grants to support ABS issues. The grants leveraged approximately \$591 million in co-financing from various partners, a total of \$ 828 million.

#### **Project Support During the Reporting Period**

103. In its decision X/1 adopting the Nagoya Protocol, the Conference of the Parties requested the GEF to support the early ratification and implementation of the Protocol. In response to this request, the GEF approved a \$1 million Medium Sized Project, implemented by UNEP, to facilitate the early entry into force of the Nagoya Protocol. This project has been operational since April 2011 and will be completed in April 2013. The project is carrying out a series of awareness-raising and capacity-building activities to support the early ratification and entry into force of the Nagoya Protocol.
104. During the reporting period, one Medium Size Project on ABS was approved for Guatemala. The project, "*Access to and Benefit Sharing and Protection of Traditional Knowledge to Promote Biodiversity Conservation and Sustainable Use*", (UNEP, GEF: \$874,500, Cofinance: \$892,500), will help to create a legal and regulatory framework and administrative procedures for ABS in accordance with the provisions of Nagoya Protocol. The project will also increase knowledge on the value of genetic resources outside of the traditional environment and biodiversity sectors; identify the norms of conduct of indigenous communities regarding access and benefit sharing; and stimulate a wide discussion and consensus amongst different sectors of the Guatemalan society to elaborate and approve a national framework for ABS.

#### **Nagoya Protocol Implementation Fund**

105. As the President of COP-X, Japan proposed to establish a new multi-donor trust fund managed by the GEF to support implementation of the Nagoya Protocol. The Nagoya Protocol Implementation Fund (NPIF) was subsequently approved by the GEF Council on February 18, 2011. Further to the creation of the NPIF, the GEF Council approved the arrangements proposed for the operation of the NPIF during its spring meeting of 2011.

The terms of the NPIF are in the document GEF/C.40/11/Rev.1, *Outstanding Issues Related to the Nagoya Protocol Implementation Fund*.

106. The NPIF's initial contribution was provided by Government of Japan in the amount of JPY 1 billion (USD eq. 12.24 million). The Governments of Norway and Switzerland followed with contributions of NOK 6 million (USD eq. 1 million) and CHF 1 million (USD eq. 1 million) respectively. In addition, the Governments of United Kingdom and France contributed USD500,000 and EUR 1,000,000 (USD eq. 1.2 million) respectively. Contributions paid towards the NPIF as of June 30, 2012 amount to USD15.6 million.
107. The first project to be approved under the NPIF, "*Promoting the application of the Nagoya Protocol on Access to Genetic Resources and Benefit Sharing in Panama*" (UNDP, NPIF: \$1.0 million, Cofinance: \$3.42 million), was approved on December 13, 2010. The project will concentrate on the discovery of nature-based products for the pharmaceutical and agrochemical industries, increase the scientific capacity of national research institutions, and promote the conservation of genetic resources in the Protected Areas System of Panama. This is a joint-venture with the Government of Panama (National Environment Agency -ANAM), academic institutions (University of Panama, University of Utah, and University of California, San Diego), research institutions (Institute of Advanced Scientific Investigations and High Technology Services of Panama -INDICASAT), and the private sector (Eisai Inc, Dow AgroScience, and Centauri Technology Corporation). In addition to the discovery of active compounds in protected areas, the project will work on the transfer of technology with the assistance of the private sector partners, on the improvement of the infrastructure of Coiba National Park, and enhancement of the capacities of the National Government to facilitate access and benefit sharing agreements and handling issues under the Nagoya Protocol.

#### **G. Marine/Coastal Biodiversity and Island Biodiversity (Objective One and Two of the GEF-5 Biodiversity Strategy)**

##### **Response to Guidance**

108. The GEF-5 biodiversity strategy supports country-level efforts to address the marine ecosystem coverage gap within national level systems through the creation and management of national coastal and marine protected area networks (near shore), including no-take zones, to conserve marine biodiversity, enhance long-term fisheries management, contribute to local livelihoods, help hedge against natural disasters, and mitigate the effects of global climate change. In addition, considerable investments that contribute to sustainable use of marine biodiversity are channeled through biodiversity mainstreaming and international waters projects as well.
109. Please refer to Table 8 for a response to the specific guidance provided to GEF in Decision X/25 marine/coastal biodiversity.

##### **Project Support During the Reporting Period**

110. GEF support during the reporting period to marine biodiversity conservation and sustainable, primarily through extending coverage of MPAs or improving the

management of existing MPAs, totaled \$97.74 million of biodiversity resources through 13 projects which amounted to about 35% of the total GEF investment in protected areas during the reporting period. These 13 projects leveraged an additional \$ 1.33 billion in cofinancing for a total investment of \$2.31 billion in marine biodiversity conservation and sustainable use. Please note that significant amount of this cofinancing is being provided through the BD-IW multi-focal area projects focused on the management of Large Marine Ecosystems, which are cofinanced with large loans. These amounts do not include the Global ABNJ program described below.

111. For example, in the Philippines, the project, “*Strengthening the Marine Protected Area System to Conserve Marine Key Biodiversity Areas*”, (UNDP, GEF: \$8 million; Co-finance: \$37.62 million), will strengthen the conservation, protection and management of key marine biodiversity areas by bringing a comprehensive, adequate, representative and resilient sample of marine biodiversity under protection with increased and more predictable funding flows for management. The project will also improve the management and conservation of existing MPAs that are either nationally-managed or managed by Local-Government-Units through the development of a comprehensive national framework that is built on scientifically based ecological conservation criteria. The framework will ensure that the selection and prioritization of MPAs contributes to the development of an ecologically coherent MPA network. The global benefits to be generated by this project include a 10% increase in key marine biodiversity areas under protection, with a net addition of at least 441,262 hectares and the improved management of at least 95 (or 15%) existing MPAs covering approximately 400,000 hectares.
112. Please also see Section IV (B) on the International Waters Focal Area portfolio and its contribution to marine biodiversity conservation and sustainable use, which totaled \$42,560,000 of GEF resources which leveraged \$ 233,700,000 of cofinance.
113. Of particular note is a global program on Areas Beyond National Jurisdiction (ABNJ), which was approved during the reporting period. The objective of the program is to promote efficient and sustainable management of fisheries resources and biodiversity conservation in the ABNJ. The GEF is providing \$ 50 million of grants, inclusive of agency fees and PPGs, (\$ 25 million from the biodiversity focal area set aside, and \$ 25 million from the International Waters Focal Area), which has leveraged more than \$269.7 million co-financing--an increase of \$47 above what was proposed when the program was approved-- from public and private partners including: FAO; the World Bank, the United Nations Environment Programme, the Tuna and Deep Sea Regional Fisheries Management Organizations, the US National Oceanic and Atmospheric Administration, the International Coalition of Fisheries Associations, the International Seafood Sustainability Foundation, the South Indian Ocean Fisheries Agreement, Birdlife International, Conservation International, the International Union for Conservation of Nature, the World Wildlife Fund, and the Global Oceans Forum.
114. The ABNJ Program, approved by GEF Council in November 2011, is comprised of 4 projects:

- **Sustainable Management of Tuna Fisheries and Biodiversity Conservation in the ABNJ:** The project will pilot Rights-Based Management systems and other sustainable fishing practices; reduce illegal, unreported and unregulated [IUU] fishing, and reduce by-catch and other adverse ecosystem impacts on biodiversity (under preparation).
- **Sustainable Fisheries Management and Biodiversity Conservation of Deep-Sea Ecosystems in the ABNJ.** The sustainability of deep-sea living resources and biodiversity conservation in the ABNJ will be enhanced through the systematic application of an ecosystem approach to improve sustainable management practices for deep-sea fisheries and improved area-based planning for deep sea ecosystems (approved at June 2012 Council).
- **Ocean Partnership Facility (OPF).** By providing the links between coasts, Exclusive Economic Zones and the ABNJ, this project aims to secure healthy ocean ecosystems, biodiversity conservation and food security through sustainable fisheries (approved at June 2012 Council).
- **Strengthening Global Capacity to Effectively Manage ABNJ.** The goal is to improve the global and regional coordination, including exchange of information, on marine ABNJ. This will be accomplished through providing the necessary integrated information systems, advocacy platforms and social networks, as well as facilitating more dialogues with decision makers, including Ministries of Finance and Fisheries (under preparation).

115. The ABNJ Program responds to guidance from the CBD concerning Ecologically or Biologically Significant Areas (EBSAs) beyond national jurisdiction. In its 8<sup>th</sup> meeting, the CBD COP expressed its deep concern about the serious threats posed by destructive fishing practices and IUU fishing to marine biodiversity beyond national jurisdiction, in particular to seamounts, cold water coral reefs and hydrothermal vents. In subsequent meetings, scientific criteria for identifying EBSAs in need of protection were adopted by and States and competent intergovernmental organizations were encouraged to cooperate collectively and on a regional or sub-regional basis, to identify and adopt appropriate measures for enhanced management and conservation in relation to EBSAs. The ABNJ Program also supports the achievement of the Aichi Biodiversity Target Six (6).
116. The ABNJ Program will also help UN member states better fulfill their obligations under The United Nations Convention on the Law of the Sea (UNCLOS), in particular Articles 116 to 119 on conservation and management of the living resources of the high seas and other relevant articles.
117. The ABNJ Program also addresses global calls to reduce as much as possible the Illegal, Unreported and Unregulated (IUU) fishing, as specifically requested in various fisheries instruments such as the Agreement to Promote Compliance with International Conservation and Management Measures by Fishing Vessels on the High Seas (the Compliance Agreement); the Agreement on Port State Measures to Prevent, Deter and Eliminate IUU fishing (Port State Measures Agreement); the Code of Conduct for

Responsible Fisheries (the Code); and the International Plan of Action to Prevent, Deter and Eliminate IUU Fishing (IPOA-IUU).

## **H. Strategic Plan of the Convention**

### **Response to Guidance**

118. COP-VII developed a framework to enhance the evaluation of achievement and progress in the implementation of its Strategic Plan and, in particular, its mission to achieve a significant reduction in the current rate of biodiversity loss at global, regional and national levels. It also identified provisional indicators for assessing progress towards the 2010 biodiversity target. This plan contains four strategic goals and objectives addressed in the Annex of Decision VI/26 as follows: a) The Convention is fulfilling its leadership role in international biodiversity issues; b) Parties have improved financial, human, scientific, technical and technological capacity to implement the Convention; c) National biodiversity strategies and action plans (NBSAPs) and the integration of biodiversity concerns into relevant sectors serve as an effective framework for the implementation of the objectives of the Convention; and d) There is a better understanding of the importance of biodiversity and of the Convention, and this has led to broader engagement across society in implementation.
119. At COP-VII, the GEF received guidance on this issue in Decision VII/20, paragraph 11. In responding to this guidance, the GEF supported the project “Building the Partnership to Track Progress at the Global Level in Achieving the 2010 Biodiversity Target” (UNEP, GEF: \$ 3.95 million, Cofinancing: \$ 1.38), which was approved during the previous reporting period for COP IX and which has since been successfully implemented and completed during the reporting period. The project received a satisfactory final evaluation which stated: “The overall “satisfactory” rating given by this evaluation is therefore an improvement on earlier ratings and signifies major final achievements of which all concerned can justly be proud.” (Terminal Evaluation, UNEP, “Building the partnership to track progress at the global level in achieving the 2010 biodiversity target”).
120. Beginning with the GEF-3 and GEF-4 biodiversity strategies, GEF linked its portfolio output and outcome indicators to the CBD 2010 global biodiversity indicators. The GEF-5 strategy, as demonstrated in Table One and Two of this report, responds to and provides the investment vehicle for countries to achieve the Aichi Targets (2011-2020) recently agreed at COP-X, and the program priorities of the COP agreed at COP-IX (2010-2014).
121. The GEF-5 strategy provides an overall response to implement the new Strategic Plan agreed at COP-X. In addition, the GEF has fully responded to the guidance provided during COP-X to support countries to revise their NBSAPs as detailed in Table Eight. A key refinement of the GEF’s mainstreaming strategy in GEF-5 is the opportunity provided under strategy objectives two and five (“Integrate CBD Obligations into National Planning Processes through Enabling Activities”) to support the integration of the objectives of the National Biodiversity Strategy and Action Plans into sectoral

planning documents (see paragraphs 22, 38 and 39 in Annex 1). This should help foster effective use of national biodiversity strategies and action plans (NBSAPs) as tools for mainstreaming biodiversity into national development strategies and programs which responds to Outcomes 4.1, 4.2 Priority One of the Four-Year Framework of Programme Priorities agreed at COP-IX, in Decision IX/31 and Aichi Targets 17 and 20.

122. At the time of the submission of the COP report, 99 countries, or about 70% of GEF-eligible countries, have received support to revise their NBSAPs within which resources have been allocated for the fifth national report, support for the CHM, technology needs assessment, and the formulation of a strategy for resource mobilization at national level.

## **I. Technology Transfer and Cooperation and the Private Sector**

### **Response to Guidance and Project Support During the Reporting Period**

123. Guidance on technology transfer and cooperation has been provided by a number of previous COP decisions. The latest guidance was received in COP IX/31, C) paragraph 7 and in the Decision, COP X/25, the Global Environment Facility was invited to provide financial support to the preparation of technology needs assessments. As noted in Table 8 above, support is being offered to countries to conduct technology needs assessments as part of the revision of each country's respective NBSAPs.
124. During the reporting period, and historically, GEF has provided support to project interventions that promote conservation and sustainable use of biodiversity making use of technology and innovation as appropriate and through engagement with the private sector. Of particular note in this reporting period is a project funded through the Public-Private Partnership (PPP) program. The overall goal of the IADB-Multilateral Investment Fund Public-Private Partnership Platform is to facilitate private investments in the Latin America and Caribbean region in renewable energy, energy efficiency and in small, highly innovative companies that use natural resources sustainably, and thereby reducing greenhouse gas emissions (GHGs), attract new market participants, create economic opportunities for local businesses, low income populations, including women and the indigenous, and protect the region's biodiversity.
125. This platform's overall objective will be to facilitate innovative private investments in areas related to the climate change and biodiversity focal areas. GEF will provide \$5 million for the EcoEnterprises Fund Phase II which has leveraged \$25.27 million. The Fund will invest in small and medium-size enterprises promoting sustainable forestry, agriculture, aquaculture, and eco-tourism.
126. Another example of GEF engagement with the private sector that will also facilitate technology transfer is taking place in Brazil. In Brazil, through the "*Marine and Coastal Protected Areas*" project (WB, GEF: \$18.2 million, Co-financing: \$ 98.4 million including \$20 million from Petrobras, one of the largest private sector biodiversity grants provided as cofinance in a GEF project). Brazil intends to increase protection to at least 5% of the total Brazilian marine area through establishing Marine and Coastal Protected Areas (MCPA) that integrate multiple elements of governance and managerial

integration. MCPAs are affected by what happens outside of their boundaries, such as coastal developments, which alter the ecosystems and can have an impact on fish stocks and species biodiversity through unsustainable fishing practices, and on water quality through the discharge of pollutants, nutrients, sediments, etc. and the actions of industry. This project aims at addressing these problems in a holistic manner, instead of the traditional ‘piecemeal’ approach. This integrated approach is consistent with evolving management approaches in terrestrial protected areas that the GEF is supporting throughout the world. In addition, the project will design and implement financing mechanisms to generate revenues for MCPA management focusing especially on climate change related mechanisms (Blue Carbon) and payment for environmental services. The project will be working with Petrobras, a leader in the oil and gas industry in Brazil and internationally, to ensure that coastal areas identified for protection will be recognized as such through investment decisions that are in line with the company’s reformulated environment program.

## **J. National Reporting (Objective Five of the GEF-5 Biodiversity Strategy)**

### **Response to Guidance and Project Support Provided During the Reporting Period**

127. The objective of national reporting, as specified in Article 26 of the Convention, is to provide information on measures taken for the implementation of the Convention and the effectiveness of these measures. The national reporting process is, therefore, key to enabling the Conference of the Parties to assess the overall status of implementation of the Convention.<sup>12</sup> The process of reporting also assists the individual country to monitor the status of implementation of the commitments it has taken on as a Contracting Party.
128. At COP X, the COP requested the GEF to provide timely support to Parties for the preparation of the fifth national report.
129. In order to facilitate and streamline access to funding to prepare their fifth national report funding was provided to countries as part of the grant provided for the revision of the National Biodiversity Strategy and Action Plan. During the reporting period, 102 countries, or 70% of GEF-eligible parties, received support to revise their NBSAP.
130. Please see Annex 2 and 5 for a list of all projects approved and Annex 11 for the general content of each proposal.

## **K. Communication, Education and Public Awareness**

### **Response to Guidance and Project Support During the Reporting Period**

131. Although no specific guidance on Communication, Education and Public Awareness (CEPA) was given to the GEF during COP-X, GEF-supported projects often include components or activities on education and public awareness and communications strategies in their implementation plans. These kinds of activities, within the context of GEF projects, are seen as a means to an end: the achievement of the project objective, as

---

<sup>12</sup> CBD Website : <http://www.biodiv.org/world/intro.asp>.



opposed to an end in themselves. GEF experience has shown that this kind of investment in CEPA is more likely to lead to the behavioral change necessary that results in a biodiversity outcome. During the reporting period, the use of education and public awareness components within GEF projects was strategically targeted to technical topics that are still not well understood (e.g., invasive alien species, ecosystem services, etc.) or as part of targeted efforts to sensitize stakeholders to new developments in the CBD process ( e.g., access and benefit sharing and the Nagoya Protocol).

## **L. Biological Diversity and Climate Change**

### **Response to Guidance: Overview**

132. The negative impacts of other global environmental changes, such as climate change, on the biodiversity of highly vulnerable ecosystems, such as mountains, coral reefs and forests, remain a challenge for biodiversity conservation globally. The GEF recognizes this challenge and is financing projects for the conservation and sustainable use and benefit sharing of biological diversity threatened by climate change impacts.
133. Decision VII/20 paragraph 6 of the seventh session of the Conference of Parties to the Convention on Biological Diversity, specifically addresses the link between climate change and biodiversity conservation and calls for the development of synergies amongst the Conventions. The GEF, through its development of adaptation guidelines has identified the potential global environmental benefits of addressing adaptation in each of its focal areas. In the biodiversity focal area, global environmental benefits include: the reduced risks of global biodiversity loss; the enhanced protection of ecosystems and the species they contain; and increased sustainability in the use of biodiversity components. Priority areas of management concern vis a vis adaptation to climate change include coral reefs, forests, and protected area systems, particularly those found in highly vulnerable regions and ecosystems.
134. In the biodiversity strategy for GEF-5, the potential impact of climate change on biodiversity is noted specifically in GEF's protected area strategy. The strategy identifies capacity building opportunities to help design resilient protected area systems that can continue to achieve their conservation objectives in the face of anticipated climate change. This will provide a degree of insurance for GEF's investments and contribute to long-term protected area sustainability.

### **Response to Guidance: Adaptation**

135. In COP-X, no discrete recommendations were provided to GEF regarding biodiversity and climate change adaptation and project funding. However, the GEF manages two separate trust funds with a priority on climate change adaptation, the Special Climate Change Fund (SCCF) and the Least Developed Countries Fund (LDCF). Projects supported by these funds help developing countries cope with the adverse effects of climate change, including variability. In addition, the SCCF includes a program for technology transfer. Although these funds were established to address the special needs of developing countries under the UNFCCC, some of the projects approved during the

reporting period, listed in the tables below, contribute to the conservation and sustainable use of biodiversity and the objectives of the CBD.

136. Of the 15 projects approved under the SCCF over the first two years of GEF-5<sup>13</sup>, six, or 40% of the number of projects funded, demonstrate a clear link to biodiversity. This amounts to \$22,425,750 million of SCCF resources, which leveraged an additional \$201,547,000 million of cofinance, for a total of almost \$224 million. Three of these projects will implement activities that protect ecosystems in vulnerable regions. For example, in Honduras a key national initiative, “*Competitiveness and Sustainable Rural Development Project in the Northern Zone*” (IFAD, GEF: \$3 million; Cofinance: \$21 million) promotes climate-resilient development to reduce rural poverty and environmental degradation. This IFAD project seeks to improve the living conditions of the rural poor and extremely poor populations, balanced with an integrated approach to natural resources management and climate-resilient development. Part of the expected outputs will be 12,000 hectares of agriculture land integrating soil and water conservation measures and up to 3,000 coffee and cocoa producers establishing 2,500 hectares of sustainable agro-forestry systems.

**Table 9. SCCF Approved Projects Contributing to the Objectives of the CBD**

Agency	Country	Title	GEF Grant	Cofinance
IADB	Colombia	Adaptation to Climate Impacts in Water Regulation and Supply for the Area of Chingaza - Sumapaz - Guerrero	4,215,750	23,300,000
IFAD	Honduras	Competitiveness and Sustainable Rural Development Project in the Northern Zone (Northern Horizons-GEF)	3,000,000	21,000,000
ADB	India	Climate Resilient Coastal Protection and Management	1,818,182	54,681,000
IFAD	Moldova	Climate Resilience Through Conservation Agriculture	4,260,000	13,800,000
World Bank	Nicaragua	Adaptation of Nicaragua's Water Supplies to Climate Change	6,000,000	31,500,000
UNDP	Sri Lanka	Strengthening the Resilience of Post Conflict Recovery and Development to Climate Change Risks in Sri Lanka	3,121,818	57,266,000
Total			22,425,750	201,547,000

<sup>13</sup> This excludes projects and programs mobilizing resources from multiple trust funds.

137. Of the 23 projects approved under the LDCF over the first two years of GEF-5<sup>14</sup>, eight, or 23% of the number of projects, contribute to biodiversity objectives. This amounts to \$ 43,730,566 of LDCF resources, which leveraged an additional \$ 164,412,158 of cofinance, for a total of \$208 million. Five of them support sustainable natural resources management through the development of sub-national land use plans, the integration of ecosystem services into planning or natural resources management, or the support of alternative livelihoods. The project, “*Enhancing Resilience of Vulnerable Coastal Areas and Communities to Climate Change*” (UNDP, GEF: \$8.9 million, Cofinance: \$41.338 million, in the Gambia will support restoration, maintenance and management of 2,500 hectares of mangrove forests through the development and implementation of mangrove forest co-management plans to improve the ecological integrity of coastal areas that have been affected by climate change resulting in coastline recession and loss of ecosystems and the services they provide.

**Table 10: LDCF Approved Projects Contributing to the Objectives of the CBD**

Agency	Country	Title	GEF Grant (\$)	Cofinance (\$)
FAO	Cambodia	Strengthening the adaptive capacity and resilience of rural communities using micro watershed approaches to climate change and variability to attain sustainable food security	5,098,000	18,805,395
UNDP	Gambia	Enhancing Resilience of Vulnerable Coastal Areas and Communities to Climate Change in the Republic of Gambia	8,900,000	41,388,000
IFAD	Lesotho	Adaptation of Small-scale Agriculture Production (ASAP)	4,330,000	13,000,000
UNDP	Malawi	Climate Proofing Local Development Gains in Rural and Urban Areas of Machinga and Mangochi Districts	6,015,020	36,000,000
UNDP	Mozambique	Adaptation in the Coastal Zones of Mozambique	4,433,000	8,866,000
IFAD	Senegal	Climate Change adaptation project in the areas of watershed management and water retention	5,000,000	8,825,000
UNDP	Timor Leste	Strengthening the Resilience of Small Scale Rural Infrastructure and Local Government Systems to Climatic Variability and Risk	4,600,000	24,527,763
IFAD	Togo	Adapting Agriculture Production in Togo (ADAPT)	5,354,546	13,000,000
Total			43,730,566	164,412,158

<sup>14</sup> This excludes projects and programs mobilizing resources from multiple trust funds.

## **Response to Guidance: Mitigation**

138. In COP-X, no discrete recommendations were provided to GEF regarding biodiversity and climate change mitigation and project funding, however, the GEF SFM REDD-plus program as noted earlier is used to coalesce and augment multi-sector and multi-focal area investments in transformative initiatives in forests. The GEF has a significant comparative advantage in directing investments that support measures to deliver multiple global environmental benefits, including the protection of forest habitats, forest ecosystem services, mitigation of climate change and protection of international waters, reflecting the transversal nature of forests globally. Thus, as noted in previous section of this report, GEF's investment in SFM REDD-plus makes a significant contribution to mitigation while advancing the objectives of the CBD.

### **IV. Activities in Other GEF Focal Areas of relevance to this report<sup>15</sup>**

139. Activities in other focal areas also contribute to the strategy and objectives of the Convention on Biological Diversity, in particular those activities in the international waters and land degradation focal areas.

#### **A. International Waters**

140. The GEF International Waters (IW) focal area helps countries work together to secure a wide range of economic, political, and environmental benefits from shared surface water, groundwater, and marine systems. The goal of the IW focal area is the promotion of collective management for transboundary water systems and subsequent implementation of the full range of policy, legal, and institutional reforms and investments contributing to sustainable use and maintenance of ecosystem services.
141. Through the international waters focal area, the GEF approved 4 projects, benefiting 19 countries, for an amount \$ 42.56 million that supported directly or indirectly the conservation and sustainable use of marine biodiversity during the reporting period. An additional \$ 233.70 million was leveraged as cofinancing for these international waters projects as detailed in Table 11.

---

<sup>15</sup>The projects listed in this analysis in other focal areas within the GEF are projects whose main activities relate to achieving the objectives of the respective focal area strategy but which also generate global biodiversity benefits and contribute to the objectives of the biodiversity focal area strategy.

**Table 11. International Waters Projects Funded During the Reporting Period that Contribute to the Objectives of the CBD**

Country(ies)	Agency	Title	GEF Grant (\$)	Cofinance (\$)
Comoros, Mauritania, Mozambique, Tanzania	World Bank	LME-AF Strategic Partnership for Sustainable Fisheries Management in the Large Marine Ecosystems in Africa (PROGRAM)	25,000,000	135,000,000
Cook Islands, FS Micronesia, Fiji, Kiribati, Marshall Islands, Nauru, Niue, Palau, Papua New Guinea, Samoa, Solomon Islands, Tonga, Tuvalu, Vanuatu	UNDP, FAO	Implementation of Global and Regional Oceanic Fisheries Conventions and Related Instruments in the Pacific Small Island Developing States (SIDS)	10,000,000	70,310,000
Russian Federation	UNDP	Integrated Adaptive Management of the West Bering Sea Large Marine Ecosystem in a Changing Climate	3,060,000	9,800,000
Global	UNEP	Standardized Methodologies for Carbon Accounting and Ecosystem Services Valuation of Blue Forests	4,500,000	18,590,000
Total			42,560,000	233,700,00

142. For example, the project, “*Implementation of Global and Regional Oceanic Fisheries Conventions and Related Instruments in the Pacific Small Island Developing States (SIDS)*” (UNDP, FAO, GEF: \$ 10 million, cofinance: \$70,310,00) is a unique partnership among FAO, UNDP, and the Pacific SIDS. The project supports 14 Pacific SIDS to implement and effectively enforce global, regional and sub-regional agreements for the conservation and management of transboundary oceanic fisheries in their EEZs and beyond. These agreements include UNCLOS and the UN Fish Stocks Agreement, and the Western and Central Pacific Fisheries Treaty, a regional treaty with a Commission negotiated through a previous GEF IW project. With better managed fisheries, these SIDS will achieve sustainable benefits beyond the life of the project, including socioeconomic and global environmental benefits as well as increased livelihoods and food security. A key objective of this project is to reduce bycatch of target species such as turtles, sharks, and seabirds through improved technology and better commercial fisheries management. With decreased bycatch, marine environments of the Pacific SIDS are more biologically diverse and overall healthier.

143. The project, “*Integrated Adaptive Management of the West Bering Sea Large Marine Ecosystem in a Changing Climate*” (UNDP, GEF: \$3.06 million, Cofinance: \$9.8 million), will make a major contribution to marine biodiversity conservation through implementing ecosystem-based management of the West Bering Sea Large Marine Ecosystem in the context of climatic variability and change. The future health and productivity of the West Bering Sea Large Marine Ecosystem, and hence the food security, well-being, and socio-economic development of the indigenous peoples and coastal communities that are reliant upon its resources, are dependent upon restoring ecologically sustainable conditions within the LME. The project will create a bilateral cooperative framework for the integrated, adaptive and ecosystem-based management of the LME, aimed at reducing the unsustainable harvesting of fishery resources, reducing the risk of future degradation of the quality of the marine and coastal environment. By addressing over-fishing of commercial fish stocks and illegal fishing will contribute to the overall health of the ecosystem and improvement of biodiversity in this LME.

**B. Land Degradation Focal Area**

144. The land degradation focal area supports initiatives that address land degradation within a framework of an integrated approach to sustainable land management that contributes to sustainable development.<sup>16</sup> In the land degradation focal area, 10 projects amounting to a total GEF commitment of \$27.77 million have components that address biodiversity conservation and/or sustainable use as noted in Table 12. An additional \$113.32 million was leveraged as cofinancing for these land degradation projects. The projects all address conservation and sustainable use by: 1) reducing pressure on natural habitats by improving SLM in existing production systems; 2) improving management of crop and livestock diversity and associated practices (agro-biodiversity) in the production systems; and 3) improving soil health (microbes, organic matter) and water resources use as ecosystem services in the production systems.

**Table 12. Land Degradation Projects Funded During the Reporting Period that Contribute to the Objectives of the CBD**

Agency	Country	Title	GEF Grant (\$)	Cofinance (\$)
FAO	Angola	Land Rehabilitation and Rangelands Management in Small Holders Agropastoral Production Systems in Southwestern Angola	3,013,636	12,250,000
UNDP	Botswana	Mainstreaming SLM in Rangeland Areas of Ngamiland District Productive Landscapes for Improved livelihoods	3,081,800	16,000,000
ADB	China	Shaanxi Weinan Luyang Integrated Saline and Alkaline Land Management	2,000,000	80,000,000
IBRD	Moldova	Agriculture Competitiveness	4,435,500	21,000,000

<sup>16</sup> See UNCCD, Article 2, paragraph 1.

Agency	Country	Title	GEF Grant (\$)	Cofinance (\$)
UNDP	Namibia	Sustainable Management of Namibia's Forested Lands	4,440,000	22,500,000
UNDP	Pakistan	Sustainable Land Management Programme to Combat Desertification in Pakistan	3,791,000	22,200,000
UNDP	Samoa	Strengthening Multi-sectoral Management of Critical Landscapes	4,736,363	13,117,908
IBRD	Tajikistan	Second Upland Agricultural Livelihoods and Environmental Management	5,400,000	17,900,000
UNDP	Uzbekistan	Reducing Pressures on Natural Resources from Competing Land Use in Non-irrigated Arid Mountain, Semi-desert and Desert Landscapes	2,313,600	8,230,000
UNEP	Global	A Global Initiative on Landscapes for People, Food and Nature	1,000,000	2,621,868
<b>Totals</b>			<b>34,211,899</b>	<b>215,819,776</b>

145. For example, in Botswana, the project “*Mainstreaming SLM in Rangeland Areas of Ngamiland District Productive Landscapes for Improved livelihoods*” (UNDP, GEF: \$3.08 million, Cofinancing: \$ 16 million) responds to the need for addressing institutional, policies and knowledge barriers that prevent land and resource users from effectively halting land degradation in the Okavango Delta. The proposed project will work with the considerably large baseline investment in land use planning (through the Okavango Delta Management Plans) and the on-going debate on policy processes to provide a local governance model, with empowered institutions, knowledge, skills and market incentives and avenues for mainstreaming SLM into the Ngamiland production system. The increased capacity of stakeholders will result in effective range management in over half a million hectares of range lands, with reduced bush encroachment and improved flow of ecosystem services to support the economy, livelihoods and wildlife in the Okavango Delta. The market incentives and effective governance framework will increase livestock trade, reducing overstocking and increasing household incomes.
146. In Namibia, the project, “*Sustainable Management of Namibia's Forested Lands, (UNDP, GEF Grant: \$4.44 million; Co-financing: \$22.5 million)*”, aims to reduce pressure on forest resources by facilitating uptake of improved practices in community forest landscapes. Since Namibia is a dryland country, the project approach will increase productivity of the ecosystems while reducing deforestation and securing the global environmental benefits delivered by forest resources. An estimated 60,000 hectares will benefit from climate-smart and sustainable land and forest management practices, while improved livestock management and grazing practices will cover additional 150,000 hectares.

## V. MONITORING & EVALUATION RESULTS

### A. Portfolio Monitoring Results

147. The GEF Evaluation Office has the central role of ensuring the independent evaluation function in the GEF, setting minimum requirements for monitoring and evaluation, ensuring oversight of the quality of monitoring and evaluation systems on the project and program levels, and sharing evaluative evidence within the GEF. The Office develops the policy, related guidelines and administrative procedures for monitoring and evaluation in the GEF. The policy and guidelines help project managers and Agency and GEF Secretariat staff plan and conduct monitoring and evaluation.
148. The GEF Monitoring and Evaluation Policy outlines norms and standards for the GEF Secretariat and the GEF Evaluation Office<sup>17</sup>. The Policy explains the concept, role and use of monitoring and evaluation within the GEF; establishes minimum requirements for how projects should be monitored and evaluated in line with international standards; and assigns roles and responsibilities for these tasks. The GEF Agencies plan and implement their project monitoring and evaluation, in line with their own systems and procedures and based on these minimum requirements and guidelines.
149. Figures seven (7) and eight (8) depicts the ratings of the 231 biodiversity projects under implementation in terms of achieving the development/global environment objectives (DO) of the project and their respective implementation progress (IP). The ratings system is as follows:
- **Highly satisfactory (HS).** The project had no shortcomings in the achievement of its objectives in terms of relevance, effectiveness, or efficiency;
  - **Satisfactory (S).** The project had minor shortcomings in the achievement of its objectives in terms of relevance, effectiveness, or efficiency;
  - **Moderately satisfactory (MS).** The project had moderate shortcomings in the achievement of its objectives in terms of relevance, effectiveness, or efficiency;
  - **Moderately unsatisfactory (MU).** The project had significant shortcomings in the achievement of its objectives in terms of relevance, effectiveness, or efficiency;
  - **Unsatisfactory (U).** The project had major shortcomings in the achievement of its objectives in terms of relevance, effectiveness, or efficiency; and
  - **Highly unsatisfactory (HU).** The project had severe shortcomings.
150. GEF's corporate goal is to have at least 75% of projects achieving ratings of moderately satisfactory or higher. Within the biodiversity portfolio, 92% of projects are achieving their global environment objectives at a rating of MS or higher, with 67% achieving ratings of Satisfactory or Highly Satisfactory. In terms of implementation progress, 89% of projects are achieving implementation progress ratings of MS or higher, with 65% achieving ratings of Satisfactory or Highly Satisfactory.

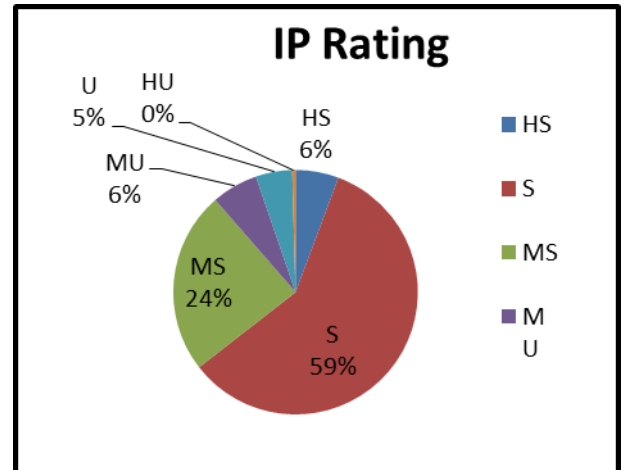
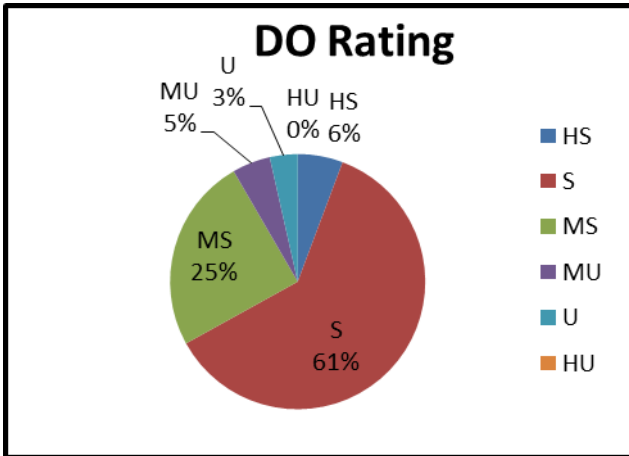
---

<sup>17</sup> [http://gefweb.org/uploadedFiles/Policies\\_and\\_Guidelines-me\\_policy-english.pdf](http://gefweb.org/uploadedFiles/Policies_and_Guidelines-me_policy-english.pdf)



**Figure 7. Development Objective Ratings and Implementation Progress Ratings**

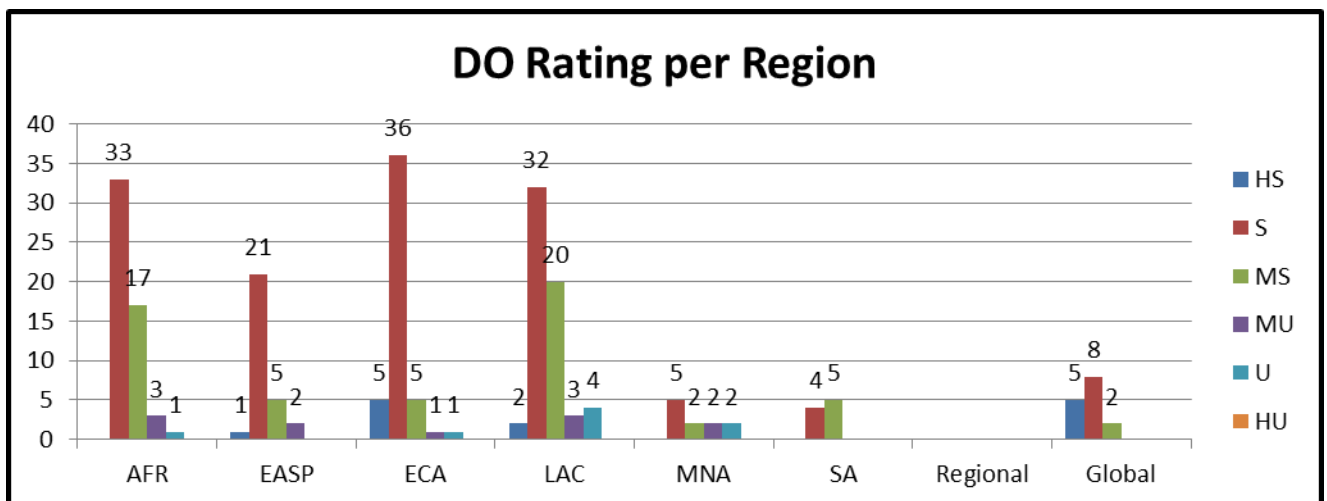
<b>Number of Projects</b>	<b>231</b>
<b>Total Grant</b>	<b>\$1,045,140,112</b>
<b>Total Expected Co-finance</b>	<b>\$3,965,495,364</b>

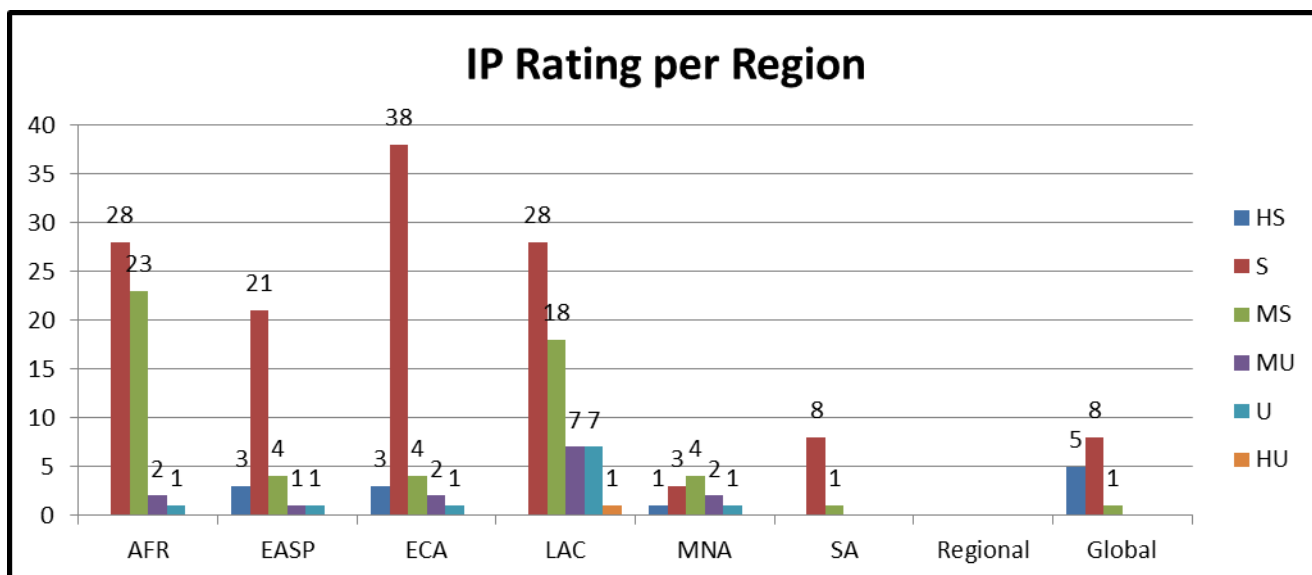


**Figure 8. Development Objective Ratings and Implementation Progress Ratings by Region**

*Number of Projects by Region (Africa, East Asia Pacific, Europe/Central Asia, Latin America and the Caribbean, Middle East North Africa, South Asia, Regional, Global)*

AFR	EAP	ECA	LAC	MNA	SA	Regional	Global
54	31	48	61	11	10	0	16





151. Of the 231 projects under implementation during the reporting period, 18 of the projects (8%) received sub-optimal ratings in terms of achieving their development objectives (one year or more of moderately unsatisfactory or worse rating) and 25 of the projects (11%) received sub-optimal ratings regarding their implementation progress. In the case of projects with suboptimal performance, GEF Agencies provide progress reports on what management actions are being undertaken to improve project performance. Full reports of implementation progress can be found at: [http://www.thegef.org/gef/AMR\\_archive](http://www.thegef.org/gef/AMR_archive) and <http://www.thegef.org/gef/content/amr-2011>.
152. The biodiversity tracking tools were introduced in GEF-3 to measure progress in achieving the outputs and outcomes established at the portfolio level for GEF-3 in the biodiversity focal area.<sup>18</sup> Given slight changes in the GEF's biodiversity strategy in GEF-4, modified Tracking Tools for GEF-4 projects were applied and were lightly adjusted for GEF-5 to reflect experience in applying the tools.
153. The tracking tools are applied three times: at CEO endorsement, at project mid-term and at project completion. Project outcomes from the GEF-3 and GEF-4 project cohort are aggregated for analysis of directional trends and patterns at a portfolio-wide level to inform the development of future GEF strategies and to report to the GEF Council on portfolio-level performance in the biodiversity focal area as the projects are completed and evaluations conducted. The only report provided to the GEF Council during the reporting period was for FY2011 as FY2012 reports are being compiled in the second half of 2012 and were not available by the due date of this report.

<sup>18</sup> The biodiversity tracking tools for GEF-3 and GEF-4 projects, respectively, can be found on the GEF website under Biodiversity-Tracking Tools.

154. GEF Agencies were required to submit completed biodiversity tracking tools from GEF-3 and GEF-4 for projects that underwent a mid-term review or final evaluation in FY2011. A total of 23 projects that underwent a mid-term review were required to submit a tracking tool for FY2011, out of these, 22 tracking tools were received (96%). A total of 20 projects that underwent a final review/evaluation were required to submit a tracking tool for FY2011, and 16 tracking tools were received (80%). Portfolio level results for 26 GEF-3 tracking tools for the FY2011 cohort are provided in Table 13 below. Portfolio level results from the 12 GEF-4 projects that submitted tracking tools for the FY2011 cohort are provided in Table 14 below.

**Table 13: FY2011 Update on GEF-3 Portfolio Results**

<b>Strategic Priority One For GEF-3: Catalyzing Sustainability of Protected Area Systems at National Levels</b>	
<b>Expected Impact:</b> Improved management effectiveness of national PA system, and individual PAs which receive direct support over the long-term.	
<b>Outcomes and indicators to be assessed at mid-term and final evaluation:</b> X (Y %) <sup>19</sup> of the PAs supported show improved management effectiveness against baseline scenarios	
<b>Tracking Tool Results (extracted from tracking tools submitted as part of the FY2011 PIR)</b>	
<p>A total of seven protected area projects underwent a <u>mid-term review</u> in FY2011 and covered:</p> <ul style="list-style-type: none"> <li>• 23 protected areas</li> <li>• 4,385,076 million hectares (3 % of total hectares covered in the GEF-3 protected area project cohort )</li> <li>• 13 of the 23 protected areas demonstrated improved management effectiveness covering an area of 3.9 million hectares or 89% of the protected area surface covered in this project cohort.<sup>20</sup></li> </ul>	<p>A total of ten protected area projects underwent a <u>final evaluation</u> in FY2011 and covered:</p> <ul style="list-style-type: none"> <li>• 34 protected areas</li> <li>• 4,944,583 million hectares (about 4 % of total hectares covered in the GEF-3 protected area project cohort)</li> <li>• 31 of the 34 protected areas demonstrated improved management effectiveness against the baseline covering an area of 4,912,574 hectares or about 99% of the protected area surface covered in this project cohort.<sup>21</sup></li> <li>•</li> </ul>
<b>Strategic Priority Two For GEF-3: Mainstreaming Biodiversity Conservation in Production Landscapes/Seascapes and Sectors</b>	
<b>Expected Impact:</b> (i) Produce biodiversity gains in production systems and buffer zones of protected areas and (ii) Biodiversity mainstreamed into sector programs of the IAs.	
<b>Outcomes and indicators to be assessed at mid-term and final evaluation:</b> (i) X (Y %) projects supported in each sector have included incorporated biodiversity aspects into sector policies and plans at national and sub-national levels, adapted appropriate regulations and implement plans accordingly. (ii) X ha of production systems that contribute to biodiversity conservation or the sustainable use of its components against the baseline scenarios.	
<b>Tracking Tool Results (extracted from tracking tools submitted as part of the FY2011 PIR)</b>	
Six mainstreaming projects underwent a <u>mid-term review</u> in FY2011. All six projects focused on changing land management practices towards more biodiversity friendly	Four mainstreaming projects underwent a <u>final evaluation</u> in FY2011. All four projects focused on changing land management practices towards more

<sup>19</sup> During the GEF-3 replenishment no targets were set for any focal area outcomes.

<sup>20</sup> As measured by Management Effectiveness Tracking Tool.

<sup>21</sup> Ibid.

<p>practices within agricultural and forestry production systems covering 3,202,692 hectares (3 % of the total hectares covered in the GEF-3 biodiversity mainstreaming project cohort). The following results have been recorded:</p> <ul style="list-style-type: none"> <li>• 1,483,175 hectares are currently under biodiversity friendly “sustainable natural resource management” (not certified).</li> <li>• The remaining 1,719,517 hectares under this project cohort have undergone certification through Rainforest Alliance for coffee or FSC for forest management.</li> </ul>	<p>biodiversity friendly practices in natural resources management, and in water management through PES covering an area of 2,351,099 hectares (2% of the total hectares covered in the GEF-3 biodiversity mainstreaming project cohort.)</p> <p>Unlike the mid-term cohort, none of the hectares covered by these projects underwent any third-party international certification and the final reports and tracking tool only reported on improved practices in water and land-use planning, tourism operations and management, and natural resources management. However, 1.5 million hectares were certified under a national eco-certification scheme for tourism operations.</p> <p>Two of the projects also included components that focused on incorporating biodiversity conservation into sector policy. The projects’ progress on policy mainstreaming was assessed with the GEF tracking tool.<sup>22</sup> Results at project final evaluation indicate that:</p> <ul style="list-style-type: none"> <li>• One agricultural policy moved from 1 to 2;</li> <li>• One fisheries policy moved from 0 to 6;</li> <li>• One fisheries policy moved from 1 to 6;</li> <li>• One tourism policy moved from 0 to 6;</li> <li>• One tourism policy moved from 1 to 2; and</li> <li>• One water policy moved from 5 to 6.</li> </ul> <p>Thus 66% of the policy investments were successful in achieving the highest level in policy development and implementation as measured by the tracking tool.</p>
--	---

**Table 14: FY2011 Update on GEF-4 Portfolio Results**

<p><b>Strategic Objective One for GEF-4: Catalyzing Sustainability of Protected Area Systems at National Levels</b></p>	
<p><b>Expected Impact:</b> Biodiversity conserved and sustainably-used in protected area systems</p>	
<p><b>Outcomes and indicators to be assessed at mid-term and final evaluation:</b> i) PA management effectiveness as measured by individual PA METT scorecards, ii) PA systems secure increased revenue and reduce financing gap to meet PA management objectives, iii) improved coverage of marine and under-represented terrestrial ecosystems.</p>	
<p><b>Tracking Tool Results (extracted from tracking tools submitted as part of the FY2011 PIR)</b></p>	
<p>A total of four protected area projects underwent a <u>mid-term review</u> in FY2011. Two focused on improving management effectiveness, one focused on improving the financial sustainability of a PA system, and one focuses on both aspects of the GEF PA strategy. The projects covered through direct management</p>	<p>A total of two protected area projects underwent a <u>final evaluation</u> in FY2011, one focused on improving management effectiveness, and the other focused on improving financial sustainability of a PA system. The projects covered through direct management interventions are:</p>

<sup>22</sup> The GEF tracking tool assesses progress on a scale from one to six: (1) biodiversity (BD) mentioned in sector policy; (2) BD mentioned in sector policy through specific legislation; (3) Regulations in place to implement the legislation; (4) Regulations under implementation; (5) Implementation of regulations enforced; (6) Enforcement of regulations is monitored independently

<p>interventions are:</p> <ul style="list-style-type: none"> <li>• 13 protected areas</li> <li>• 268,610 hectares (less than 1% of the total hectares covered in the GEF-4 protected area project cohort )</li> <li>• 11 of the 13 protected areas demonstrated improved management effectiveness<sup>23</sup>, one stayed the same, and one regressed. Total area of improved management effectiveness reached 169,890; or 63% of the protected area surface area covered by this protected area cohort.</li> <li>• For the two projects that focused primarily on improving financing sustainability, available finance for the protected area systems increased by a factor of four times in one project (from \$277,517 to \$1.2 million) and by about 10% in the other project (from \$2.9 million to \$3.2 million.) These two projects over time will benefit two protected area systems covering 780,672 hectares.</li> </ul>	<ul style="list-style-type: none"> <li>• Three protected areas</li> <li>• 18,993 hectares (less than 1 % of the total hectares covered in the GEF-4 protected area project cohort)</li> <li>• Two protected areas totaling 16,093 hectares demonstrated improved management effectiveness, or 85% of the protected area surface area covered by the project.<sup>24</sup></li> <li>• For the one project which focused primarily on improving financing sustainability, available finance for a protected area system covering 226,807 hectares increased by a factor of 1000 times.</li> </ul>
---	---

**Strategic Priority Two For GEF-4: Mainstreaming Biodiversity Conservation in Production Landscapes/Seascapes and Sectors**

**Expected Impact: Conservation and sustainable use of biodiversity incorporated in the productive landscape and seascape**

**Outcomes and indicators to be assessed at mid-term and final evaluation:** (i) the degree to which policies and regulations governing sectoral activities include measures to conserve and sustainably use biodiversity as measured through the GEF tracking tool, (ii) number and extent of new PES schemes created, (iii) hectares of production systems under certified biodiversity-friendly standards, (iv) hectares of production systems under sustainable management but not yet certified

**Tracking Tool Results (extracted from tracking tools submitted as part of the FY2011PIR)**

<p>Five mainstreaming projects underwent a <u>mid-term review</u> in FY2011. All five projects focused on changing land management practices towards more biodiversity-friendly practices within agricultural, forestry and fisheries production systems covering 8,844,70 hectares (15 % of the total hectares coverage reported in the GEF-4 biodiversity mainstreaming project cohort at CEO endorsement.</p>	<p>No GEF-4 mainstreaming projects submitted a tracking tool based on the final review of the project.</p>
--	--

<sup>23</sup> As measured by Management Effectiveness Tracking Tool.

<sup>24</sup> Ibid.

From this data point, it is clear that at CEO endorsement in GEF-4, coverage data was under-reported or reporting on coverage is too generous in the tracking tools.) These management practices are impacting 217 protected areas totaling 9.9 million hectares. Of the reported hectare coverage, 1.5 million hectares are under FSC certification (or in the process of being certified), the remaining hectares have been deemed under-improved sustainable and biodiversity-friendly resource management without 3<sup>rd</sup> party certification.

Four of the five projects are also targeting 11 total policy changes as part of the project intervention strategy. The projects' progress on policy mainstreaming for the 11 policies was assessed with the GEF tracking tool.<sup>25</sup> Results at the project mid-term evaluation indicate that:

- Two agricultural policies remained at 0;
- One agricultural policy moved from 0 to 2;
- One forestry policy remained at 1;
- One forestry policy moved from 4 to 6;
- One tourism policy remained at 1;
- One fisheries policy remained at 1;
- One fisheries policy moved from 2 to 6;
- Two mining policies stayed at 0; and
- One water policy moved from 0 to 2.

Thus, 82 % of the policy investments have made very little progress by project mid-term in policy development and implementation that integrates biodiversity considerations.

## **B. Key Findings From the Portfolio Review Conducted in FY 2011**

### **i) Sustainable Financing of Protected Area Systems: "ENDOWMENT+"**

155. The protected area (PA) project cohort during FY2011 was dominated by GEF-3 projects with only a few GEF-4 projects. During GEF-3, project designs included fewer comprehensive approaches to increase PA financing and diversify revenue streams that are now more common in the biodiversity portfolio since the GEF-4 and GEF-5 biodiversity strategy explicitly defined this as a priority area of investment. Within this earlier generation of projects endowment funds maintained centrality in PA financing strategies. Their appeal is well-known: ease in establishing and managing, consistent returns can be realized with minimal risk to capital thus providing a reliable income stream, and the body of good practice on trust fund management is broad and deep.

---

<sup>25</sup> The GEF tracking tool assesses progress on a scale from one to six: (1) biodiversity (BD) mentioned in sector policy; (2) BD mentioned in sector policy through specific legislation; (3) Regulations in place to implement the legislation; (4) Regulations under implementation; (5) Implementation of regulations enforced; (6) Enforcement of regulations is monitored independently

156. The most interesting findings in the area of PA financing are the project experiences that have successfully complemented endowment fund revenues with a variety of financing strategies, many of which are often overlooked in the quest for “innovation.” “ENDOWMENT +” projects are those projects that have successfully established endowed conservation trust funds that are often modest in size but that supply a steady and dependable stream of income that reduced the funding gap by a consistent percentage each year. The endowment size limits the amount of resources that can be generated, hence, the importance many projects have placed on developing creative and complementary mechanisms that add revenue to the income generated by the endowment funds.
157. First, calculating the economic value of protected areas through a transparent economic analysis has been demonstrated to be successful in securing significant increases in budget from Governments<sup>26</sup>. This has to be done alongside strengthening of the governance of the PA system such that Government perceives an increase in budget for the PA authority as a sound investment. Protected area administrations that have been able to demonstrate sufficient management capacity and the ability to conduct PA operations in the most cost-effective manner possible have been the most successful in increasing Government budget support for the PA system. Demonstrating the economic value of protected areas is easier when PAs are generating tourism revenue in addition to their ecosystem service values.

---

<sup>26</sup> TEEB (2010) The Economics of Ecosystems and Biodiversity: Mainstreaming the Economics of Nature: A synthesis of the approach, conclusions and recommendations of TEEB.

In FY11 a review of a WB project in Peru, “**Participatory Management of Protected Areas**” (GEF: \$14.8 million, co-finance: \$15.9 million), presented results and progress that highlighted some of the creative ways that PA authorities are addressing the financing gap for protected area systems. The “financial mechanisms” used to reduce the funding gap are not normally identified in the literature as options for protected area managers, thus, the project demonstrates the need for more creative thinking about how to meet management costs with solutions that are easy to implement and context specific. In the case of Peru, the GEF has provided considerable financial support—along with other donors--- over long periods of time which allowed for the development of considerable institutional capacity, political support and strong enabling environments.

Several financial mechanisms for PAs were created or strengthened under the project, which included further capitalization of the protected area Trust Fund, development of a financing strategy for SINANPE (Peru’s National Protected Area System), and the introduction of "Administration Contracts" for management of PAs. The contribution on an annual basis from the trust fund is modest, but important.

The development and implementation of the Administration Contracts (ACs) represented a unique but practical way to meet a management imperative while simultaneously increasing revenue for PA management. In the Peru context, ACs are long term agreements between the national PA authority and NGOs, or an association of an NGO with a local academic institution. Selection of contractors is competitive and the contracted party commits to secure and contribute at least an equivalent amount of resources toward managing a particular PA or implementing whatever aspect of the management plan is specified in the Contract. While a 1:1 ratio is the basic requirement, some contractors have brought in as much as 4:1 co-financing, and amounts of up to \$2 million. At the time of project closure, the three ongoing ACs had secured an additional \$8.2 million for PA management.

Since project closure, eight more contracts have already been entered into for a 20-year period and existing contracts have been extended for ten years. This year ACs will bring at least \$23 million for management of 8 protected areas, versus the Government's current annual contribution of about \$5 million. Given that only 8 of the Country's 36 PAs are benefiting from ACs, it would seem there may be a large unrealized potential to scale up further. In the meantime, the legal, regulatory and institutional framework for ACs that the GEF project helped establish over the course of project implementation have led to the largest single source of revenue currently supporting management of Peru's PA system.

158. Second, a number of projects used complementary mechanisms that relied on a private sector approach to either reducing costs or improving PA management through contracting with private sector or NGO service providers to perform PA management functions (sometimes in the form of concessions). An interesting case was identified where previous GEF investment helped establish the conditions for the creation of a “business arm” for commercial aspects of PA management that required skill-sets that were beyond the capacity of the responsible PA authority (such as developing biodiversity-based product lines from protected area biological resources, management of lodges and tourists, etc.). Close attention was also paid to cost-containment (performing certain PA management functions more efficiently thus reducing management costs) as well as more effective development of income generation opportunities by relying on business development expertise that exists outside the PA authority, per se.
159. Third, some creative project designers have been able to steer existing Government funding towards protected area management objectives, either directly or indirectly. The classic case in the GEF portfolio is the C.A.P.E. Biodiversity Conservation and Sustainable Development Project in South Africa, in which the project designers were able to channel resources already identified by the Government towards job creation into activities that made a positive contribution to PA management and biodiversity conservation within and outside PAs (e.g., Working for Water). Although this is a country specific finding that occurred during a unique period in the country's political development, the approach represents a creative way to complement the first point above:



not only can one lobby for increased resources but opportunistic and creative project designers and managers can direct existing resources to PA management objectives, thus increasing funding support towards PA management and reducing the PA management funding gap through an indirect source.

160. Many other mechanisms are being used (tourist fees at park gates, tourist taxes that copy Belize's PACT tax paid at the airport, user fees, etc) as sources of additional revenue for PA management, however, we do not have a large enough body of experience to yet draw any conclusions on their efficacy nor on the relative importance in reducing the funding gap for PA management based on this year's project cohort. However, a number of GEF-4 projects submitted the first completed versions post CEO-endorsement of the Sustainable Finance Scorecard, an addition to the GEF tracking tool for protected area projects. These first projects clearly demonstrated the utility of this tool in providing transparent data on the ability of project investment to reduce the funding gap and this tool will facilitate the analysis of the efficacy of each mechanism. Hence going forward, GEF will have increasing data on the funding needs and funding solutions for protected area systems worldwide given that in GEF-4 about 50 countries received support to develop systematic funding strategies to reduce the protected area funding gap and more countries are directing resources to these kinds of projects during GEF-5.
161. Perhaps the most surprising finding coming out of the FY2011 review is that even in times of economic hardship globally, we found numerous examples of increasing revenue flows to PA management from Government.

**ii) Biodiversity Mainstreaming**

162. GEF's strategy to support biodiversity mainstreaming focuses on the role and potential contributions of both the public and private sector. The strategy aims to strengthen the capacity of the public sector to manage and regulate the use of biological diversity in the productive landscape and seascape while also exploiting opportunities to support the production of biodiversity-friendly goods and services by resource managers and users including the private sector.
163. Advancing policy change through GEF projects is a measured process with progress not easily measured until project closure. At project mid-term, very little progress was noted within the cohort, however, a success rate of 66% was achieved by project closure in achieving the most advanced step of policy change through the policy development-implementation-enforcement-monitoring framework as defined and monitored by the GEF tracking tool. It was also noted that some success has been achieved with small policy pilots to demonstrate the potential impact of a policy before larger scale national-level policy initiatives were started. An intriguing finding was the identified need for project design and implementation strategies to more explicitly address the issue of enforcement to ensure that policy changes actually have the desired outcome in the field
164. With regards to accelerating the production of biodiversity-friendly goods and services, this year's cohort included projects that collectively achieved third-party certification (FSC, Rainforest Alliance, etc.) covering 3.2 million hectares by using the premium

charged for these products as the incentive for changing production practice. However, many projects are still recording the changed condition of the productive hectares covered by the project as being managed under “sustainable management” regimes without certification as the indicator of biodiversity-friendly management and these projects covered 7.3 million hectares. Therefore, in this cohort, 30% of the area covered by biodiversity mainstreaming projects has undergone certification, the closest tool we have for an independent assessment of management practices and the most reliable and practical proxy for biodiversity condition that currently exists. Going forward, GEF projects that are *not* supporting natural resource management practices that eventually are certified must develop better quantitative indicators that measure and monitor biodiversity status.

### iii) Sustaining Biodiversity Requires a Long-term Vision

165. Projects identified by the Agencies as having the most success were often those that enjoyed considerable investments--both GEF and non-GEF--- over long periods of time which allowed for the development of political support and strong enabling environments. These projects most often lead to the most transformative change both in terms of PA management and biodiversity mainstreaming, the latter requiring more delicate and consistent interaction with policy makers and government officials where change can be slow and hard won thus necessitating more long-term engagement than a single GEF project can provide.
166. Thus, within the context of the STAR, biodiversity programming would benefit from a longer-term vision beyond the 4-year replenishment cycle. This is particularly true in the realm of GEF support to protected area systems. Many countries have been constructing step-wise investments that strategically contribute to the three pillars of PA system sustainability as defined in the GEF BD strategy: ecosystem/species representation, financing, and institutional/individual capacity and these investments have spanned GEF-4 and the first years of GEF-5. Thus, going forward, this kind of step-wise programming of individual projects as contributions to a vision that can only be achieved over the long-term--such as a sustainably financed PA system or biodiversity mainstreaming within productive sectors--- is another way of implementing "programmatic" approaches with biodiversity financing.

### C. Results from the GEF Evaluation Office

167. During the reporting period the GEF Evaluation Office (GEF EO) was involved in seven evaluations that were of relevance to the biodiversity focal area. These are Country Portfolio Evaluations (CPE) and Country Portfolio Studies (CPS): two of them are included in the Annual Country Portfolio Evaluation Report (ACPER) 2011<sup>27</sup> and six of them in the ACPER 2012<sup>28</sup>.

---

<sup>27</sup> The ACPER 2011, GEF EO (2011). <http://www.thegef.org/gef/ACPERpercent202011>

<sup>28</sup> The ACPER 2012, GEFEO (2012). <http://www.thegef.org/gef/ACPERpercent202012>. The ACPER 2012 synthesizes the findings and recommendations of the CPE in Nicaragua, Organization of Eastern Caribbean (OECS), Brazil, Cuba, El Salvador and Jamaica and was presented to the GEF Council in June 2012.

168. The results of these evaluations and the related management responses were formally presented to the GEF Council at its November 2011 and June 2012 sessions. The full reports are available at the GEF EO website ([www.gefeo.org](http://www.gefeo.org)). Council documents can be found at the GEF website ([thegef.org/gef/council\\_meetings](http://thegef.org/gef/council_meetings)). The Office is ready to provide any additional information to the COP as needed.
169. With respect to the Fifth Overall Performance Study (OPS5) of the GEF, the Office is conducting an evaluation of the Focal Area Strategies of GEF including Biodiversity.
170. The main messages emerged from the evaluations conducted since COP 10 of the CBD have been summarized by the Office and are reported here below.

### **Country Portfolio Evaluations**

171. During the reporting period, the GEF EO conducted four CPEs: in Nicaragua, in six member states<sup>29</sup> of the Organization of Eastern Caribbean (OECS), in Brazil and in Cuba. The Office also conducted three CPSs: in El Salvador, in Jamaica and in Timor-Leste. These evaluations independently assess: (i) the relevance of GEF support to the sustainable development agenda and environmental priorities of a country as well as the relevance to the GEF global mandate; (ii) the efficiency of the implementation of GEF projects in the country; and (iii) the results of the GEF support. The scope of these evaluations includes all GEF supported projects across all focal areas and GEF Agencies in each country and a selection of relevant regional and global projects in which the countries participate. Progress toward impact of a one full-size biodiversity project and four medium size biodiversity projects of which one is multi-focal project with a biodiversity component was analyzed using the Review of Outcomes to Impacts (ROtI) methodology in the CPEs and CPSs conducted in fiscal years (FY) 2011 and 2012.
172. The conclusions of these evaluations with regards to the biodiversity focal area are reported here below.
173. *Nicaragua*: Support through enabling activities has set the stage for future work in biodiversity conservation. Support for biosafety enabling appears to have been effective. Capacity has been built at the national level in the Ministry of Environment and Natural Resources to meet the country's commitments to the global environmental conventions. Modest progress toward impacts is reported by the ROtI study of the project Renewable Energy and Forest Conservation (GEF ID 847). In this project, which has been partly successful, higher conservation status of *Bosawás* reserve and its buffer zone has been achieved. Diversification beyond the production of cattle into the new production of cocoa is reducing pressure on forests and is promoting the conservation of biodiversity. The persistence of *dioecious* pepper plantations contributes to the conservation of habitat for native fauna. However, the long-term sustainable conservation of these plantations depends on finding a market for the essential oil of pepper *dioica*. This effort to stop deforestation also depends on the cooperative and replication potential of the production of cocoa plantations for wood drying process instead of wood from forests. Indications

---

<sup>29</sup> Antigua and Barbuda, Dominica, Grenada, Saint Lucia, Saint Kitts and Nevis, Saint Vincent and the Grenadines.

show that these pilot efforts have not been sufficient to reduce deforestation in the buffer zone.

174. *OECS*: Evidence shows that enabling activities have played a valuable role in the biodiversity portfolio in the OECS region by enhancing capacity and building awareness on global environmental issues at the national level. One example is Saint Lucia's full-time Biodiversity Office which was established with UNEP/GEF financing but is now financed by the Government and various other projects. Enabling activities facilitated the development of National Biodiversity Strategies and Action Plans (NBSAPs), national reports required under the CBD, and assessments of capacity building needs. Regional and global enabling activities have also supported the development of National Biosafety Frameworks (NBFs) in support of the Cartagena protocol (GEF IDs 875 and 2341)
175. A ROI assessment was completed for the Grenada Dry Forest Biodiversity Conservation project (GEF ID 815). The ROI indicated limited progress toward impact level results, in part because the targeted environmental resources were severely impacted by Hurricane Ivan in 2005 during project implementation. However, the most recent available environmental monitoring data indicates that the status of the dry forest ecosystem and associated biodiversity has not changed compared to the baseline situation. The on-going biodiversity "OECS Protected Areas and Associated Livelihoods" (OPAAL) project (involving all six OECS countries) (GEF ID 1204) has produced some notable preliminary results, including an average 46 percent improvement in management effectiveness for six protected areas (ranging from 6 percent – 82 percent at the individual level) involved as demonstration sites for the project (covering 24 693 hectares).
176. SGP projects in the biodiversity focal area have contributed to impact level results, although the impacts in terms of "avoided losses" are not easily documented. An example is the SGP Creating Sustainable Livelihoods through community based sea turtle conservation in St. Kitts & Nevis, which achieved notable environmental impacts directly benefiting the sea turtle populations around St. Kitts resulting in the conservation of at least 200 turtles annually. The NGO St. Kitts Sea Turtle Monitoring Network (SKSTMN) has established nightly volunteer patrols on the islands two primary leatherback turtle nesting beaches, involving approximately 10 community members. The monitoring data going back 5 – 8 years has shown that the turtle population is currently relatively stable, though annual nesting figures are cyclical.
177. *Brazil*: The Brazilian Biodiversity Fund (*Fundo Brasileiro para a Biodiversidade*, FUNBIO) (GEF ID 126) was created with GEF support, establishing a unique institution in Brazil which presently plays a fiduciary role in implementing several biodiversity projects. The Preservation and Sustainable Use of Brazilian Biological Diversity (PROBIO) (GEF ID 58) was critical in promoting the creation of the Secretariat of Biodiversity and Forests and its Directorate for Biodiversity, institutions which are now responsible for the national biodiversity program. PROBIO has also been fundamental in structuring the biodiversity legal framework and in formulating the National Biodiversity Strategy.

178. GEF projects also induced the creation of biodiversity divisions within some state environmental secretariats. The project Establishment of Private Natural Heritage Reserves in the Brazilian Cerrado (GEF ID 868) has been successful in establishing private reserves, since they originally proposed to establish four private reserves in the region, and ended by establishing seven. With respect to long-term results of the project they have so far been few. The absence of a mechanism for sustainability of private reserves can be pointed out the main factor for this, since in the absence of own resources, the implementation of management plans is impaired. This in turn could compromise the conservation of biodiversity in the long run.
179. *Cuba:* The GEF has supported the development of biodiversity strategies, action plans and specific laws, and institutional capacity in Cuba. The first enabling activity resulted in the National Biodiversity Strategy (ENBio) (GEF ID 147), which introduced a change in environmental policy at government level by strengthening institutions and increasing environmental awareness in Cuba. The ENBio is the basis of all activities related to biodiversity conservation in Cuba and most of the GEF-funded projects are based on the ENBio strategy. Another important enabling activity, the National Capacity Self-Assessment (NCSA) for Global Environmental Management (NCSA) (GEF ID 2064), identified major gaps in the management of environmental resources and developed an action plan for coping with those capacity needs as well as allowed Cuba to incorporate an ecosystem approach to project results, giving the country the ability to identify and define specific needs for key ecosystems. The enabling activities (GEF ID 1370, 3643, and 402) on Biosafety supported the formulation of a legal framework, and designed methodologies and processes to engage institutions and actors responsible for the manipulation of living organisms.
180. Actions within the project on Strengthening Protected Areas System (GEF ID 968) were replicated after project completion. This project began encouraging new job opportunities for local communities as a result of the new infrastructure of visitors in protected areas. The *Sabana-Camagüey* project (through its two completed projects and its third project under implementation - GEF ID 363, 591, 2633) has promoted the introduction of a concept on integrated coastal management that includes conservation of biological diversity objectives as a planning mechanism for regional sustainable development. The project created a link between the scientific and technical sectors of the academy within the administrative levels of state agencies and decision makers. These projects have generated significant global benefits such as the expansion of eight protected areas with more than 279 000 hectares (terrestrial and marine), and making use of cleaner technologies to mitigate the impacts of tourism on biodiversity. It has also contributed to the recovery of some ecosystems affected, for example the *Bahía de los Perros* and the regeneration of some mangrove sites, with the elimination of trawling with consequent recovery of fisheries and sea grass beds.
181. *El Salvador, Jamaica:* In El Salvador and Jamaica, GEF biodiversity projects have been broadly successful in delivering their intended results, most of which have enabled the two countries to meet their obligations to global environmental conventions as well as

develop national strategies. Without GEF assistance Jamaica's participation in the many international conventions and agreements to which it is a signatory would have been significantly delayed. In El Salvador, where biodiversity accounts for the largest share of funding, 82 percent of total support, GEF support has been important. Its contribution has helped ongoing efforts by the national environmental authority in land planning, integrated ecosystem management, and biodiversity conservation. Several projects of an enabling, capacity development, or pilot/demonstration nature have been executed, but the global environmental benefits cannot be determined as yet. In Jamaica, GEF biodiversity activities focused on management of watersheds, conservation of areas important for bird life, coastal zone management, and measures to address invasive alien species.

182. *Timor-Leste*: In Timor-Leste the GEF has so far provided only one national biodiversity project to support the development of the National Biodiversity Strategy Action Plan (NBSAP), which was implemented by UNDP. The NBSAP achieved its key outputs which included; setting of priorities and targets up to 2020 for biodiversity; assessment of the existing policies, legislation and current gaps and actions required to address weaknesses; detailing actions needed to achieve targets, particularly in relation to capacity building, which are in-line with and elaborate on the Government of Timor-Leste (GoTL) Strategic Development Plan (SDP) 2011 – 2030. As such, GEF support in Timor-Leste provides a foundation for further policy development and actions / targets for implementation; however implementation is dependent on sufficient increase of budgetary allocations and development of human resource capacities. The NCSA being the first GEF operation in Timor-Leste provided the initial impetus to ratify the UNCBD, and assist the government in identifying relevant capacity priorities. Key challenges for Timor-Leste are building capacity to engage at the district and community level to manage the protected areas system once adequate policy and legislative frameworks have been established.

### **Annual Performance Report**

183. The Annual Performance Report (APR)<sup>30</sup> of the GEF, prepared on an annual-basis by the GEF EO, presents a detailed account of some aspects of project results, of processes that may affect these results, and of monitoring and evaluation arrangements in completed GEF projects. Hereafter, the assessments will focus on results of completed GEF biodiversity projects and are primarily based on the evidence presented in the terminal evaluation reports of the completed projects. Further data and analysis are presented in the APR 2011 (which covers the fiscal-year period between July 1, 2010 and June 30, 2011).
184. As for the projects' outcomes, the GEF EO assigns the ratings based on an assessment of the extent to which the completed GEF projects achieved expected outcomes. Overall, terminal evaluations for 250 completed biodiversity projects were submitted since FY2002. Of the 209 that were rated for outcome achievements by the GEF EO, 175 projects (84 percent) were in the satisfactory range. During FY2011 only, terminal evaluations for 49 biodiversity projects were submitted. Of these, the GEF EO rated

---

<sup>30</sup> The APR 2011, GEF EO (2012). <http://www.thegef.org/gef/APRpercent202011> .

outcome achievements of 41 (84 percent) projects in the satisfactory range. Therefore, the performance of the biodiversity cohort covered in FY2011 is consistent with the long-term average.

185. With reference to the sustainability of outcomes, out of the 194 biodiversity projects that were rated for sustainability by the GEF EO in the full portfolio of completed projects, 106 (55 percent) were in the satisfactory range. During FY2011, terminal evaluations for 44 biodiversity projects were submitted. Of these, the GEF EO rated outcome achievements of 24 (55 percent) in the satisfactory range. Therefore, the sustainability of the biodiversity cohort covered in FY2011 equals the long-term average.
186. Regarding financial information, the GEF had invested \$872 million in biodiversity projects for which information is available in the full portfolio of completed projects. At the start of the projects, an aggregate co-financing of \$1795 million was promised for these projects. The GEF Agencies reported that during implementation a co-financing of \$1663 million materialized — that is, \$2.5 was the average materialization ratio per dollar of GEF funding. The GEF has invested \$196 million in the 49 completed biodiversity projects covered in APR2011. At the start of the projects, an aggregate co-financing of \$188 million had been promised for them. The GEF Agencies reported that during implementation a co-financing of \$503 million materialized — that is, \$2.7 was the average materialization ratio per dollar of GEF funding. Therefore, the average materialization ratio in FY2011 is similar to the long-term average.

### **Impact Evaluations**

187. During the reporting period the GEF EO has undertaken an evaluation and an assessment that covers impact related issues relevant for GEF's work on biodiversity conservation. These include "impact evaluation of GEF activities in the South China Sea and adjacent areas" and an assessment of "Quality at Entry of Arrangements for Impact Measurement in GEF Projects".
188. *Impact Evaluation of GEF Activities in the South China Sea and Adjacent Areas:* During the reporting period an impact evaluation in the international waters focal area was initiated to assess impacts of GEF activities in the South China Sea and adjacent areas. The evaluation's objective is to analyze the extent to which GEF contributions have led to changes in policies, technology management practices, and other behaviors that will address the priority transboundary environmental concerns related to the socioeconomic and environmental services of the South China Sea, the Gulf of Thailand, and the surrounding areas. The evaluation covers seven countries – Cambodia, China, Indonesia, Malaysia, Philippines, Thailand and Vietnam – that surround the South China Sea and are eligible for GEF grants.
189. The impact evaluation covers 34 GEF projects and 150 small grants in the study area, which are relevant to international waters related transboundary concerns. These activities involve aggregate GEF grant of \$ 107 million. Of these, 8 projects and 27 small grants involving aggregate GEF grant of \$ 15.5 million have been supported through the biodiversity focal area.

190. The focus of the evaluation is to gather and analyze evidence to assess impact achievements, progress towards long term impacts, and factors that affect progress towards impact, at various levels: local, provincial, national and at large marine ecosystem level. The evaluation approach involves use complex systems theory based tools to gather and analyze data.
191. Among the seven countries covered through this evaluation, China, Philippines, Thailand, and Vietnam have been covered in detail through country case studies. The fieldwork in these countries covered 28 demonstration sites wherein specific approaches for environmental stress reduction had been implemented. Of these, at least 15 demonstrations involved approaches that are relevant to biodiversity conservation. Several approaches to biodiversity conservation on topics such as marine protected area management; conservation of mangroves, sea grass, coral reefs, *dugong dugong*, etc; fisheries management; ecotourism, had been implemented through these demonstrations.
192. The field work for the evaluation has been completed and the preliminary findings have been shared with the reference group. The final report of the evaluation is under preparation and would be completed in the second half of 2012.

#### *Quality at Entry of Arrangements for Impact Measurement in GEF Projects*

193. The assessment on quality at entry of arrangements for impact measurement was undertaken by the GEF EO in collaboration with GEF's Scientific and Technical Advisory Panel (STAP). The objectives of the assessment are to:
  - assess the quality of arrangements to measure impact incorporated in the design of GEF projects and programs
  - provide feedback on the effectiveness of the quality control mechanisms for impact-measurement arrangements in project proposals, identifying, if any, areas for improvement.
194. The information for this assessment is to be gathered through two sources: through review of the proposals and through interview of the stakeholders. For reviews a representative sample of 55 projects that were endorsed by the Chief Executive Officer (CEO) of the GEF in FY2011 was drawn using a stratified random sampling approach. Of these 18 projects were from the biodiversity focal area. Each of the review was conducted by a panel of 2 subject area experts identified by STAP. In all 10 experts, including three that covered biodiversity focal area, conducted the reviews. The preliminary findings of the reviews show that quality of monitoring and evaluation arrangements for impact measurements was rated to be in the satisfactory range for 82 percent of the biodiversity projects – this is higher than the ratings for other focal areas (60 percent). However, for several biodiversity projects concerns related to quality of indicators and baseline data were noted.



## **VI. OTHER RELEVANT ISSUES TO THE CONFERENCE OF THE PARTIES**

### **A. Fifth Replenishment of the GEF Trust Fund**

195. Negotiations for the Fifth Replenishment came to a successful conclusion on May 12, 2010 when 35 donor countries pledged \$4.256 billion to support GEF activities over the four year period from July 1, 2010 through June 30, 2014. The total contributions resulted in a 52.5% increase in new resources available to the GEF. The GEF Council endorsed the entire Replenishment package on May 24, 2010, including the Programming Document, the GEF-5 Policy Recommendations, and the Replenishment Resolution.
196. The GEF-5 programming strategy is set within the context of a results-based management framework that establishes an overall corporate results framework. The strategies and results frameworks, with indicators and targets, in the different GEF focal areas -- biodiversity, climate change, international waters, chemicals, and land degradation, and a new program in sustainable forest management – and in thematic areas such as corporate programs and activities in the private sector, are all linked to the corporate results framework.
197. In the case of biodiversity, funding increased from \$941 million in GEF-4 to \$1.2 billion in GEF-5, an increase of about 29% for biodiversity. This robust replenishment will maintain GEF’s position as the largest donor advancing global biodiversity conservation. The GEF will continue to program these resources creatively through leveraging partnerships and to support innovations in conservation finance.
198. The policy recommendations for the fifth replenishment followed two main themes: (i) enhancing country ownership; and (ii) improving the effectiveness and efficiency of the GEF Network. Actions taken to implement policy reforms related to these two themes are summarized below.

### **B. Enhancing Country Ownership**

#### **a) Reforming the Country Support Program**

199. In June 2010, the GEF Council approved a plan to reform Country Support Program (CSP) and related National Dialogue Initiative into a single program managed by the GEF Secretariat. The consolidated CSP has supported the following activities during the first two years of GEF-5:
- Nineteen Expanded Constituency Workshops (ECWs), which aim to keep GEF focal points, CBD and other convention focal points informed of GEF strategies, policies, and procedures;
  - Eleven regular Constituency Meetings
  - Provided support for the annual work plans of 37 recipient country Operational Focal Points (OFPs); and
  - Convening of one GEF familiarization seminar and one multi-stakeholder dialogue.

200. Throughout 2011, the GEF and CBD Secretariats arranged to hold one-day seminars on financing issues, involving both CBD and GEF focal points, to be held back-to-back with the GEF ECWs.

b) National Portfolio Formulation Exercises (NPFEs)

201. On a strictly voluntary basis, countries have been able to implement national processes to identify priorities for the programming of GEF-5 resources. The NPFE program supported greater country ownership by ensuring that GEF focal points consult with all interested parties at the national level on GEF programming priorities, and that these priorities are aligned with national strategies. Interested countries were able to apply directly for up to \$30,000 in resources from the GEF Secretariat to support these processes. The GEF Secretariat financed 32 NPFEs. An additional ten countries undertook similar programming exercises with their own resources.

c) Funding of Convention Reports through Direct Access

202. The GEF Council approved a reform to enable the GEF Secretariat to provide resources directly to countries, under World Bank procedures, to fund reports to Conventions and other enabling activities, including NBSAPs. As of May 2012, seven countries had applied to the Secretariat for direct access resources to support the revision of NBSAPs and fifth national reports to the CBD.

d) Broadening the GEF Partnership

203. In May 2011, the Council agreed to launch a pilot to the GEF to accredit up to ten new entities (to be called GEF Project Agencies) to access GEF resources directly in order to support countries in the design and implementation of projects under the provisions of paragraph 28 of the GEF Instrument. The pilot will follow a three stage accreditation process. As of May 2010, the GEF Secretariat had received sixteen applications from Agencies seeking accreditation. The Secretariat recommended 11 of these Agencies for GEF Council approval under Stage 1 of the process at the June 2012 Council meeting.

e) System for Transparent Allocation of Resources (STAR)

204. The STAR is characterized by important innovations compared with the previous Resource Allocation Framework. It allocates 80% of resources in each of the three focal areas (\$968 million for biodiversity) through individual country allocations. Countries with sum total allocations of less than \$7 million in the three focal areas have full flexibility in programming resources to projects in any one or more of the three focal areas. [Finally, the biodiversity index used in the allocation formula gives a higher weight (25%) to marine biodiversity values and previously (20%).] Of the 63 countries with full flexibility under the STAR, approximately 20 had opted to move resources across focal areas.

### **C. Improving the Effectiveness and Efficiency of the GEF Network**

a) Strengthening Relations with the Conventions

205. Under a strategy approved by the GEF Council in May 2011, the GEF will engage the Conventions and their secretariats more closely, including the participation of Convention secretariats in GEF Council discussions on focal area strategies and programming.

b) Streamlining the Project Cycle and Refining the Programmatic Approach

206. The GEF is following a more streamlined project cycle and rules on programmatic approaches. During GEF-5, final project documents for GEF full-size projects are no longer required to be circulated to Council for a mandatory four week review period. The project cycle business standard for full sized projects was reduced from 22 months to 18 months. In order to incentivize greater use of programmatic approaches, projects under programmatic approaches implemented by GEF Agencies that meet certain criteria follow more streamlined approval procedures.

c) Reform of Agency Fees

207. To further minimize administrative costs, and maximize resources for country programming, a working group comprised of four Council Members, the GEF CEO, and two representatives of the GEF Agencies agreed on proposal to reform the Agency fee structure. This proposal was presented to the GEF Council in June 2012.

d) Strengthening Results-based Management, including Knowledge Management

208. The GEF has followed a new RBM work plan since November 2011, comprised of the following key components: (i) implementation of an improved annual monitoring review process, (ii) integrating portfolio monitoring into the GEF's Program Management Information System, (iii) development of tools to enhance petroleum monitoring, (iv) implementation of a knowledge management strategy, and (v) development of internal guidance on RBM and knowledge management.

e) Partnership with the Private Sector

209. The GEF Council approved a revised private sector strategy in November 2011 and presented operational modalities for public-private partnership (PPP) programs in June 2012. The Secretariat has recommended the financing of two PPP programs totaling \$35 million, including one PPP focused on biodiversity conservation in Latin America.

f) Deepening Cooperation with Civil Society Organizations

210. The Council approved a strategy to enhance engagement with civil society organization (CSOs) in November 2010, under which the GEF is enhancing engagement at the local

and regional levels and seeking more effective inputs from CSOs on GEF policies and programs.

g) Enhancing Engagement with Indigenous Peoples

211. Supported with funding from the Government of Switzerland, the GEF Secretariat drafted paper titled *Principles and Guidelines for Engagement with Indigenous Peoples*, drawing on a consultative process with representatives of Indigenous Peoples and the GEF NGO network. The paper reaffirms principles in existing GEF policies and sets for additional guidelines with regard to engagement of Indigenous Peoples.

**D. Work of the Scientific and Technical Advisory Panel (STAP)**

212. The Scientific and Technical Advisory Panel of the GEF has engaged with the Convention on Biological Diversity in an advisory capacity during the reporting period.
213. In close collaboration with the Scientific, Technical and Technological Affairs Division of the CBD Secretariat, and as a contribution to SBSTTA 16, STAP coordinated the preparation of a draft paper assessing the biodiversity impacts of marine debris and the consideration of potential solutions, as well as an assessment of marine spatial planning as an instrument to assist in promoting more effective conservation of marine biodiversity.
214. STAP worked closely with the GEF Evaluation Office and contributed to the impact evaluation of the South China Seas initiative through participation on the advisory panel, and actively supported the delivery of the Quality at Entry Study conducted the GEF EO during the reporting period.

## **ANNEX 1: BIODIVERSITY FOCAL AREA STRATEGY FOR GEF-5**

### **I. BACKGROUND**

#### **A) The Status of Biodiversity**

1. Biodiversity is defined as “the variability among living organisms from all sources including, *inter alia*, terrestrial, marine and other aquatic ecosystems and the ecological complexes of which they are part; this includes diversity within species, between species, and of ecosystems<sup>31</sup>.” As such, biodiversity is life itself, but it also supports all life on the planet, and its functions are responsible for maintaining the ecosystem processes that provide food, water, and materials to human societies. Thus the interventions identified in this document are integral components of any effective strategy for human adaptation to climate change.

2. Biodiversity is under heavy threat and its loss is considered one of the most critical challenges to humankind. Current rates of extinction exceed those in the fossil record by a factor of up to 1000 times. The interim report of the global study, “The Economics of Ecosystems & Biodiversity (TEEB)” reinforces the conclusion of the Millennium Ecosystem Assessment that ecosystem services are being degraded or used unsustainably with severe socio-economic consequences for human societies and for the future of all life on the planet<sup>32</sup>.

#### **B) Evolution of the Biodiversity Focal Area at the GEF**

---

<sup>31</sup> Convention on Biological Diversity.

<sup>32</sup> Millennium Ecosystem Assessment 2005, Ecosystems and Human Well-being: Synthesis, Island Press, Washington DC.

3. During GEF-1 and GEF-2, strategic direction for the biodiversity focal area was provided by the GEF operational strategy, the GEF operational programs and guidance provided to the GEF from the Conference of the Parties (COP) of the Convention on Biological Diversity (CBD).

4. The GEF developed its first targeted biodiversity strategy in GEF-3 to complement and further focus its operational programs and to respond to evaluation findings<sup>33</sup>. The GEF-3 strategy incorporated principles to achieve lasting biodiversity conservation and sustainable use and thereby: a) placed greater emphasis on sustainability of results and the potential for replication; b) moved beyond a projects-based emphasis to strategic approaches that strengthened country enabling environments (policy and regulatory frameworks, institutional capacity building, science and information, awareness); c) mainstreamed biodiversity conservation and sustainable use in the wider economic development context; and (d) increased support for sustainable use and benefit sharing. The changes implemented in the GEF-3 strategy formed the foundation upon which subsequent GEF strategies have been built. The strategy for each new phase has maintained continuity with these basic tenets of sustainability while incorporating new findings on good practice in biodiversity conservation and sustainable use.

## II. BIODIVERSITY STRATEGY GOALS AND OBJECTIVES

5. The Millennium Ecosystem Assessment identified the most important direct drivers of biodiversity loss and degradation of ecosystem goods and services as habitat change, climate change, invasive alien species, overexploitation, and pollution. These drivers are influenced by a series of indirect drivers of change including demographics, global economic trends, governance, institutions and legal frameworks, science and technology, and cultural and religious values. The biodiversity strategy in GEF-4 addressed a subset of the direct and indirect drivers of biodiversity loss and focused on the highest leverage opportunities for the GEF to contribute to sustainable biodiversity conservation.<sup>34</sup>

6. The GEF-5 strategy will maintain coherence with the GEF-4 strategy while proposing refinements to the strategy's objectives based on COP-9 guidance, advances in conservation practice, and advice from the GEF's Scientific and Technical Advisory Panel. The ninth meeting of the Conference of the Parties of the Convention on Biological Diversity (CBD) acknowledged that the GEF-4 strategy served as a useful starting point for the GEF-5 strategy and requested GEF to build on it for the fifth replenishment based on the four year framework of program priorities developed by COP-9.<sup>35</sup> Annex One shows the relationship between the COP guidance and the GEF strategy.

---

<sup>33</sup> Biodiversity Program Study, 2004.

<sup>34</sup> [http://gefweb.org/uploadedFiles/Focal\\_Areas/Biodiversity/GEF-4%20strategy%20BD%20Oct%202007.pdf](http://gefweb.org/uploadedFiles/Focal_Areas/Biodiversity/GEF-4%20strategy%20BD%20Oct%202007.pdf)

<sup>35</sup> Decision CBD COP IX/31.

7. The goal of the biodiversity focal area is the conservation and sustainable use of biodiversity and the maintenance of ecosystem goods and services. To achieve this goal, the strategy encompasses five objectives:

- a. improve the sustainability of protected area systems;
- b. mainstream biodiversity conservation and sustainable use into production landscapes/seascapes and sectors;
- c. build capacity to implement the Cartagena Protocol on Biosafety;
- d. build capacity on access to genetic resources and benefit-sharing; and
- e. integrate CBD obligations into national planning processes through enabling activities.

**A) Objective One: Improve Sustainability of Protected Area Systems<sup>36</sup>**

**Rationale**

8. The GEF defines a sustainable protected area system as one that: a) has sufficient and predictable financial resources available, including external funding, to support protected area management costs; b) effectively protects ecologically viable representative samples of the country's ecosystems and species at a sufficient scale to ensure their long term persistence; and c) retains adequate individual and institutional capacity to manage protected areas such that they achieve their conservation objectives. GEF support will strengthen these fundamental aspects of protected area systems to accelerate their current trajectory towards long-term sustainability.

9. Capacity building at the national and local levels to support effective management of individual protected areas and protected area systems will remain an ongoing priority and an integral part of project interventions. GEF will continue to promote the participation and capacity building of indigenous and local communities in the design, implementation, and management of protected area projects through established frameworks such as indigenous and community conserved areas (ICCAs).<sup>37</sup> GEF will also promote protected area co-management between government and indigenous and local communities where such management models are appropriate.

10. Developing climate-resilient protected area systems remains a challenge for most protected area managers because the scientific understanding and technical basis for informed decision-making on adaptation or resiliency measures is in its nascent stages. To help overcome these technical challenges, GEF will support the development and integration of adaptation and resilience management measures as part of protected area management projects. This support is important to ensure that GEF's investments will continue to contribute to the sustainability of national protected area systems.

***Increase Financing of Protected Area Systems***

---

<sup>36</sup> A protected area system could include a national system, a sub-system of a national system, a municipal-level system, or a local level system or a combination of these.

<sup>37</sup> Indigenous and Community Conserved Areas (ICCAs) are natural sites, resources and species' habitats conserved in voluntary and self-directed ways by indigenous peoples and local communities.

11. Restricted government budgets in many countries have reduced the financial support for protected area management. Thus new financing strategies for protected area systems are critical to reduce existing funding gaps. Furthermore, protected area agencies and administrations are often ill-equipped to respond to the commercial opportunities that protected areas provide through the sustainable use of biodiversity. Hence targeted capacity building is also required. GEF-supported interventions will use tools and revenue mechanisms that are responsive to specific country situations (e.g., conservation trust funds, systems of payments for environmental services, debt-for-nature swaps) and draw on accepted good practices developed by GEF and others.<sup>38</sup> GEF will also encourage national policy reform and incentives to engage the private sector and other stakeholders to improve protected area financial sustainability.

### *Expand Ecosystem and Threatened Species Representation within Protected Area Systems*

12. GEF has been recognized for its substantive contribution to the global achievement of the 10-percent target of the world's land area under protection.<sup>39</sup> However, the marine area under protection remains low. In GEF-4, the GEF sought to redress this disparity through investments to increase the representation of marine ecosystems in protected area systems. The GEF will continue this focus in GEF-5.

13. While not all countries have marine ecosystems under their national jurisdiction, many countries have identified gaps at the national level in the coverage of terrestrial ecosystems and threatened species, which coincide with existing global level representation gaps. Both of these gaps will be addressed in GEF-5.

### *Improve Management Effectiveness of Existing Protected Areas<sup>40</sup>*

14. The sustainability of a protected area system requires that each protected area site is effectively managed according to its specific demands.<sup>41</sup> Some areas will require a low level of management activity while others may require a greater management effort to achieve their conservation objectives. In some instances the most efficient way to improve the system's sustainability will be to focus on improved site level management for each protected area within the system.

## **Project Support**

15. **Improve Sustainable Financing of Protected Area Systems:** GEF will support the development and implementation of comprehensive, system-level financing solutions and help build the capacity required to achieve financial sustainability.

16. **Expand Marine and Terrestrial Ecosystem Representation:** GEF will support efforts to address the marine ecosystem coverage gap within national level systems through the creation and effective management of coastal and near shore protected area networks, including no-take

---

<sup>38</sup> GEF Experience with Conservation Trust Funds (GEF Evaluation Report # 1-99).

<sup>39</sup> OPS3: Progressing Toward Environmental Results, Third Overall Performance Study of the GEF.

<sup>40</sup> The GEF has been tracking protected area management effectiveness since GEF-3 and has applied the Management Effectiveness Tracking Tool (METT) to qualitatively assess how well a protected area is being managed to achieve its conservation objectives.

<sup>41</sup> This would include actions to manage threats to biodiversity including invasive alien species, but given the high cost of eradication and the low success rates, projects will prioritize prevention approaches.



zones, to conserve and sustainably use marine biodiversity. GEF will also support the creation and effective management of new protected areas to expand terrestrial and inland water ecosystem representation within protected area systems. Conserving habitat for landraces and wild crop relatives of species of economic importance may also be included as part of this effort to reduce representation gaps.

17. **Expand Threatened Species Representation:** GEF will support the creation and effective management of new protected areas that extends the coverage of threatened species in protected area systems and improves the coverage of their spatial range.

18. **Improve Management Effectiveness of Existing Protected Areas:** GEF will support projects that aim to improve the management effectiveness of existing protected areas. This could include support to transboundary protected areas.

**B) Objective Two: Mainstream Biodiversity Conservation and Sustainable Use into Production Landscapes/Seascapes and Sectors**

**Rationale**

19. The persistence of biodiversity requires the sustainable management of landscape and seascape mosaics that include protected areas and a variety of other land and resource uses outside of these protected areas. Thus, in order to complement its investments to strengthen the sustainability of protected area systems, GEF will promote sustainability measures to help reduce the negative impacts that productive sectors exert on biodiversity, particularly outside of protected areas, and highlight the contribution of biodiversity to economic development and human well being, – a set of actions often referred to as “mainstreaming”. Biodiversity-dependent production sectors and those with large ecological footprints will be targeted: agriculture, fisheries, forestry, tourism, and the major extractive industries of oil and gas, and mining.

20. GEF’s strategy to support biodiversity mainstreaming focuses on the role and potential contributions of both the public and private sector. The strategy aims to strengthen the capacity of the public sector to manage and regulate the use of biological diversity in the productive landscape and seascape while also exploiting opportunities to support the production of biodiversity-friendly goods and services by resource managers and users including the private sector.

***Strengthen the Policy and Regulatory Framework for Mainstreaming Biodiversity***

21. The incorporation of biodiversity conservation, sustainable use, and benefit-sharing into broader policy, legal, and regulatory frameworks is not taking place in many GEF-eligible countries because of a number of factors. These factors include poor governance, weak capacity, conflicting policies (e.g., tenure regimes biased against “idle” lands), and the lack of scientific knowledge and incentives.

22. Mainstreaming may yield substantial social and economic benefits to public or private actors. However, these actors may be unaware of these benefits. In these circumstances, providing information on the economic valuation of biodiversity and its contribution to national

development and corporate interests is a key task. The Millennium Ecosystem Assessment advanced valuable information on biodiversity and ecosystem services on a global scale, but similar efforts are required at the national and local scales where most policy and production decisions regarding land- and ocean-use are made. This could also involve more effective use of national biodiversity strategies and action plans (NBSAPs) to foster mainstreaming of biodiversity into national development strategies and programs.

23. Even when public and private actors are aware of the benefits from effecting policy and resource management changes, they may not have the capacity to act. In these cases, capacity building becomes paramount.

24. In some cases, public and private actors may not have the incentive to act even if they have the capacity to do so. Incentives can often be created by changing policies and programs that encourage economically inefficient uses of ecosystems and species (e.g., strengthening property rights systems; removing “perverse” subsidies). In other cases, incentives can be created through the evolving mainstreaming tool of Payment for Ecosystem Services (PES).<sup>42</sup>

25. In recognition of the importance that the COP places on the threat that invasive alien species pose to biodiversity, particularly in islands and island states, and most often in productive lands and oceans, GEF will continue to support the development of regulatory and management frameworks to prevent, control and manage these species.

### *Strengthen Capacities to Produce Biodiversity-friendly Goods and Services*

26. Environmental certification systems exploit the willingness of the market to pay a premium for goods and services whose production, distribution and consumption meets an environmental standard. This willingness creates market incentives for producers to improve their environmental and/or social practices to receive the price premium. GEF will help remove the barriers to enhancing, scaling up, replicating, and extending environmental certification systems in productive landscapes and seascapes.

### **Project Support**

27. **Strengthen Policy and Regulatory Frameworks:** GEF will support the development and implementation of policy and regulatory frameworks that provide incentives for private actors to align their practices and behavior with the principles of sustainable use and management. To this end, GEF interventions will remove critical knowledge barriers and develop requisite institutional capacities. This will include support for sub-national and local-level applications--where implementation can be more effective--of spatial land-use planning that incorporates biodiversity and ecosystem service valuation.

---

<sup>42</sup> Also called Payments for Environmental Services.

28. GEF will continue to support national, sub-national and local PES schemes. Recent STAP guidance will be applied, as appropriate, in the review of PES projects.<sup>43</sup>

29. **Implement Invasive Alien Species Management Frameworks:** GEF will support interventions that address the issue of invasive alien species systemically through developing the sectoral policy, regulations, and institutional arrangements for the prevention and management of invasions emphasizing a risk management approach by focusing on the highest risk invasion pathways. Priority will be given to establishing policy measures that reduce the impact of invasive species on the environment, including through prevention of new incursions, early detection and institutional frameworks to respond rapidly to new incursions.

30. **Produce Biodiversity-friendly Goods and Services:** To increase production of biodiversity-friendly goods, GEF will focus its support on: a) improving product certification standards to capture global biodiversity benefits; b) establishing training systems for farmers and resource managers on how to improve management practices to meet certification standards; and c) facilitating access to financing for producers, cooperatives, and companies working towards producing certified goods and services.

### C) **Objective Three: Build Capacity for the Implementation of the Cartagena Protocol on Biosafety (CPB)**<sup>44</sup>

#### **Rationale**

31. The Cartagena Protocol on Biosafety seeks to protect biological diversity from the potential risks posed by living modified organisms resulting from modern biotechnology. GEF's strategy to build capacity to implement the CPB prioritizes the implementation of activities that are identified in country stock-taking analyses and in the COP guidance to the GEF, in particular the key elements in the *Updated Action Plan for Building Capacities for the Effective Implementation of the CPB*, agreed to at the third COP serving as the Meeting of the Parties to the CPB (COP-MOP-3).

#### **Project Support**

32. **Single-country projects:** These projects will be implemented when the characteristics of the eligible country, as assessed in the stock-taking analysis – and the design of existing or planned future regional or sub-regional efforts in the area – recommend a national approach for the implementation of the CPB in that country.<sup>45</sup>

33. **Regional or sub-regional projects:** Providing support to eligible countries through regional or sub-regional projects will be pursued when there are opportunities for cost-effective sharing of limited resources and for coordination between biosafety frameworks. Regional and sub-regional approaches will be pursued where stock-taking assessments support the potential

<sup>43</sup> Payment for Environmental Services and the Global Environment Facility: A STAP Guideline Document, 2008.

<sup>44</sup> A *Strategy for Financing Biosafety* (Doc GEF/C.30/8/Rev.1) was approved by the GEF Council at its December 2006 meeting. The full list of activities to be supported under this objective can be found in the full strategy document at:

[http://gefweb.org/Documents/Council\\_Documents/GEF\\_30/documents/C.30.8.Rev.1StrategyforFinancingBiosafety.pdf](http://gefweb.org/Documents/Council_Documents/GEF_30/documents/C.30.8.Rev.1StrategyforFinancingBiosafety.pdf)

<sup>45</sup> By the end of GEF-4, as many as 50 countries will have received support for implementation of their National Biosafety Frameworks. If that target is achieved, 75 eligible countries are remaining to implement their NBFs leaving significant opportunities to provide ongoing support for single country projects to accelerate implementation of the protocol.

for: coordinating biosafety frameworks, interchange of regional expertise, and capacity building of common priority areas.

34. **Thematic projects:** A thematic approach can be an effective way to develop the capacities of groups of countries lacking competences in relevant fields. This multi-country approach will be pursued where stock-taking assessments support the needs of eligible countries and where this approach would foster the pooling of resources, economies of scale and international coordination.

**D) Objective Four: Build Capacity on Access to Genetic Resources and Benefit Sharing (ABS)**

**Rationale**

35. Implementation of the CBD's third objective on access to genetic resources and benefit sharing has been slowed by the lack of capacity of most key stakeholder groups. Of particular note is the difficulty in most countries to establish a common understanding between providers and users of genetic resources and the associated traditional knowledge of indigenous and local communities.

**Project Support**

36. Prior to completion of negotiations of an international regime on ABS before the COP's tenth meeting in Nagoya, Japan, GEF will support capacity building of governments for meeting their obligations under Article 15 of the CBD, as well as building capacity within key stakeholder groups, including indigenous and local communities, and the scientific community. This would include support for the establishment of measures that promote concrete access and benefit-sharing agreements that recognize the core ABS principles of Prior Informed Consent (PIC) and Mutually Agreed Terms (MAT) including the fair and equitable sharing of benefits. Projects submitted prior to completion of the negotiations of the international regime should be consistent with the Bonn Guidelines on ABS and the related action plan on capacity building for ABS adopted under the Convention (Decision VII/19F).

37. After completion of the negotiations of the international regime, the GEF will fully elucidate project support provided under this objective in consultation with the CBD Secretariat and COP Bureau for approval by GEF council.

**E) Objective Five: Integrate CBD Obligations into National Planning Processes through Enabling Activities**

**Rationale**

38. Enabling activities continue to play an important role in assisting national government institutions to meet their immediate obligations under the CBD, notably the development and revision of National Biodiversity Strategy and Action Plans (NBSAPs), national reporting, and clearing house information functions. Enabling activities help national executing agencies to integrate CBD obligations, strategies and work programs into the national planning process and

hence can make critical contributions to the successful mainstreaming of biodiversity into national development planning frameworks and sector planning processes. In addition, increased understanding about the role intact habitat and biodiversity play to help humans adapt to climate change and advances in ecosystem service valuation provide an opportunity to incorporate this knowledge into the revision of NBSAPs. This should increase the potential of NBSAPs to serve as effective vehicles for mainstreaming biodiversity in sustainable development policy and planning.

### **Project Support**

39. Enabling activity support could be provided for revising NBSAPs in line with the CBD's new strategic plan to be adopted at COP-10 and integrating biodiversity into sectoral planning, national reporting, and implementation of guidance related to the Clearing House Mechanism (CHM).

### **III) Focal Area Set Aside (FAS)**

40. Countries will be able to access the global and regional set-aside funds (GRS) to implement enabling activities for an amount up to \$500,000 on an expedited basis for activities identified under Objective Five above. Amounts greater than that will be provided from a country's national allocation.

41. The remaining funds in FAS will be used to address supra-national strategic priorities or to incentivize countries to make substantive changes in the state of biodiversity at the national level through participation in global, regional or multi-country projects. Projects supported with FAS funds will meet some or all of the following criteria: (i) relevant to the objectives of GEF's biodiversity strategy; (ii) support priorities identified by the COP of the CBD; (iii) high likelihood that the project will have a broad and positive impact on biodiversity; (iv) potential for replication; (v) global demonstration value; and (vi) contribute to global conservation knowledge through formal experimental or quasi-experimental designs that test and evaluate the hypotheses embedded in project interventions. An incentive system would operate for all regional projects whereby participating countries would receive resources from the FAS proportionate with the amount of resources dedicated to a project from their national allocation.

42. Consistent with the criteria identified above for special initiatives to be funded by FAS, the biodiversity focal area will partner with the international waters focal and set aside \$25 million from the FAS to initiate a global pilot program focused on the protection of marine biodiversity in "Areas Beyond National Jurisdiction" (ABNJ). This investment will complement GEF's continued focus on increasing marine protected area coverage under national jurisdiction given that about 50% of the Earth's surface is considered the high seas, or marine areas beyond national jurisdiction. These offshore areas harbor about 90% of the Earth's biomass and host a diversity of species and ecosystems, many of which are yet to be discovered. As a result, protection of the high seas has become an emerging priority in biodiversity conservation. Although conservation and management of high seas marine protected areas pose a number governance challenges and legal issues, the GEF believes that it is important to begin learning how to implement and manage marine protected areas in the waters beyond national jurisdiction. The proposed pilot is consistent with CBD COP Decision IX/20.

43. The IPCC has been responsible for both the resolution of important scientific questions related to the nature and extent of the global warming problem, as well as making those contributions effectively permeate the policy debate at the highest levels. However, the science-policy interface for biodiversity and ecosystem services is fragmented inside and outside of the CBD impeding a similar incremental process occurring for the important problem of biodiversity loss and ecosystem degradation like the world has witnessed with the IPCC. Policy making in biodiversity conservation and ecosystem management at all levels can be further strengthened if they are supported by credible, legitimate and salient scientific findings and recommendations which are provided by an intergovernmental science-policy platform, while building on the GEF-funded Millennium Ecosystem Assessment findings. To address this need, CBD COP IX agreed to explore the establishment of an Intergovernmental Platform on Biodiversity and Ecosystem Services (IPBES). The twenty-fifth session of the UNEP Governing Council/Global Ministerial Environmental Forum adopted Decision 25/10 on the intergovernmental science-policy platform on biodiversity and ecosystem services, which accords UNEP the mandate to continue to facilitate discussions on strengthening the science-policy interface on biodiversity and ecosystem services. Supporting this emerging initiative could be undertaken with a contribution from the FAS.







**Table 1: Biodiversity Results Framework<sup>10</sup>**

**Goal:** Conservation and sustainable use of biodiversity and the maintenance of ecosystem goods and services.

**Impacts:**

Biodiversity conserved and habitat maintained in national protected area systems.

Conservation and sustainable use of biodiversity integrated into production landscapes and seascapes.

**Indicators:**

Intact vegetative cover and degree of fragmentation in national protected area systems measured in hectares as recorded by remote sensing.

Intact vegetative cover and degree of fragmentation in production landscapes measured in hectares as recorded by remote sensing.

Coastal zone habitat (coral reef, mangroves, etc) intact in marine protected areas and productive seascapes measured in hectares as recorded by remote sensing and, where possible, supported by visual or other verification methods.

Objectives	Expected Outcomes and Indicators	Outcome targets for \$4.2 billion Target	Core Outputs
Total Focal Area Allocation		\$1.20 billion	
Sustainable Forest Management/REDD-plus		\$130 million	
Objective 1: Improve Sustainability of Protected Area Systems	<p>Outcome 1.1: Improved management effectiveness of existing and new protected areas. <i>Indicator 1.1: Protected area management effectiveness score as recorded by Management Effectiveness Tracking Tool.</i></p> <p>Outcome 1.2: Increased revenue for protected area systems to meet total expenditures required for management. <i>Indicator 1.2: Funding gap for</i></p>	<p>\$ 700 million</p> <p>Eighty-percent (80%) of projects meet or exceed their protected area management effectiveness targets covering 170 million hectares of existing or new protected areas.</p> <p>Eighty-percent (80%) of projects meet or exceed their target for reducing the protected area management funding gap in protected area systems that develop and</p>	<p>Output 1. New protected areas (number) and coverage (hectares) of unprotected ecosystems.</p> <p>Output 2. New protected areas (number) and coverage (hectares) of unprotected threatened species (number).</p> <p>Output 3. Sustainable financing plans (number).</p>

<sup>10</sup> Biodiversity tracking tools have been developed and are now in use for GEF projects in protected areas (objective one), biodiversity mainstreaming including invasive alien species management frameworks (objective two), and biosafety (objective three) and can be found at: <http://gefweb.org/interior.aspx?id=230>. A tracking tool for objective four on Access to Genetic Resources and Benefit Sharing will be developed as the activities of the objective are finalized in response to the outcome of the current negotiations of the international regime on ABS.

Objectives	Expected Outcomes and Indicators	Outcome targets for \$4.2 billion Target	Core Outputs
	<i>management of protected area systems as recorded by protected area financing scorecards.</i>	implement sustainable financing plans.	
Objective 2: Mainstream Biodiversity Conservation and Sustainable Use into Production Landscapes, Seascapes and Sectors	<p>Outcome 2.1: Increase in sustainably managed landscapes and seascapes that integrate biodiversity conservation. <i>Indicator 2.1: Landscapes and seascapes certified by internationally or nationally recognized environmental standards that incorporate biodiversity considerations (e.g. FSC, MSC) measured in hectares and recorded by GEF tracking tool.</i></p> <p>Outcome 2.2: Measures to conserve and sustainably use biodiversity incorporated in policy and regulatory frameworks. <i>Indicator 2.2: Policies and regulations governing sectoral activities that integrate biodiversity conservation as recorded by the GEF tracking tool as a score.</i></p> <p>Outcome 2.3: Improved management frameworks to prevent, control and manage invasive alien species <i>Indicator 2.3: IAS management framework operational score as recorded by the GEF tracking tool.</i></p>	<p>\$250 million</p> <p>Sustainable use and management of biodiversity in 60 million hectares of production landscapes and seascapes.</p> <p>Fifty-percent (50%) of projects achieve a score of six (6) (i.e., biodiversity conservation and sustainable use is mentioned in sector policy through specific legislation, regulations are in place to implement the legislation, regulations are under implementation, implementation of regulations is enforced, and enforcement of regulations is monitored)</p> <p>Eighty-percent (80%) of projects meet or exceed their target for a fully operational and effective IAS management framework.</p>	<p>Output 1. Policies and regulatory frameworks (number) for production sectors.</p> <p>Output 2. National and sub-national land-use plans (number) that incorporate biodiversity and ecosystem services valuation.</p> <p>Output 3. Certified production landscapes and seascapes (hectares).</p>

Objectives	Expected Outcomes and Indicators	Outcome targets for \$4.2 billion Target	Core Outputs
Objective 3: Build Capacity for the Implementation of the Cartagena Protocol on Biosafety (CPB)	Outcome 3.1 Potential risks of living modified organisms to biodiversity are identified and evaluated in a scientifically sound and transparent manner <i>Indicator 3.1: National biosafety decision-making systems operational score as recorded by the GEF tracking tool</i>	\$40 million  Eighty-percent (80%) of projects meet or exceed their target for a fully operational and effective biosafety framework.	All remaining eligible countries (about 60-70 depending on programming for rest of GEF-4) have national biosafety decision-making systems in place.
Objective 4: Build Capacity on Access to Genetic Resources and Benefit Sharing	Outcome 4.1: Legal and regulatory frameworks, and administrative procedures established that enable access to genetic resources and benefit sharing in accordance with the CBD provisions <i>Indicator 4.1: National ABS frameworks operational score as recorded by the GEF tracking tool (to be developed)</i>	\$ 40 million  Eighty-percent (80%) of projects meet or exceed their target for a fully operational and effective ABS framework.	Access and benefit-sharing agreements (number) that recognize the core ABS principles of Prior Informed Consent (PIC) and Mutually Agreed Terms (MAT) including the fair and equitable sharing of benefits.
Objective Five: Integrate CBD Obligations into National Planning Processes through Enabling Activities	Outcome 5.1 Development and sectoral planning frameworks at country level integrate measurable biodiversity conservation and sustainable use targets. <i>Indicator 5.1: Percentage of development and sectoral frameworks that integrate measurable biodiversity conservation and sustainable use targets.</i>	\$ 40 million  50% of parties that revise NBSAPs successfully integrate measurable biodiversity conservation and sustainable use targets into development and sectoral planning frameworks.	Number and type of development and sectoral planning frameworks that include measurable biodiversity conservation and sustainable use targets.

**ANNEX 2: FULL-SIZED PROJECTS APPROVED UNDER BIODIVERSITY FOCAL AREA (ALL AMOUNTS IN US\$)**

Country	GEF Agency	Biodiversity Focal Area Objective	Project Title	GEF BD Grant	Cofinance	Total Project Cost
Angola	UNDP	BD-1	Expansion and Strengthening of Angola's Protected Area system	5,900,000	12,467,000	18,367,000
Argentina	FAO	BD-2	Strengthening of Governance for the Protection of Biodiversity through the Formulation and Implementation of the National Strategy on Invasive Alien Species (NSIAS).	3,870,000	17,432,888	21,302,888
Azerbaijan	UNDP	BD-1	Increasing Representation of Effectively Managed Marine Ecosystems in the Protected Area System	1,363,636	5,927,100	7,290,736
Bolivia	FAO	BD-2	Conservation and Sustainable Use of Agro-biodiversity to Improve Human Nutrition in Five Macro Eco-regions	2,705,000	5,650,000	8,355,000
Botswana	UNDP	BD-1	Improved Management Effectiveness of the Chobe-Kwando-Linyanti Matrix of Protected Areas	1,909,092	4,967,000	6,876,092
Brazil	World Bank	BD-1;BD-2	Marine and Coastal Protected Areas (GEF MAR)	18,200,000	90,360,000	108,560,000
Chile	UNDP	BD-2	Strengthening National Frameworks for IAS Governance - Piloting in Juan Fernandez Archipelago	4,200,000	6,280,000	10,480,000
China	UNDP/FAO	BD-1	CBPF-MSL Main Streams of Life – Wetland PA System Strengthening for Biodiversity Conservation (PROGRAM)	23,010,915	136,624,000	159,634,915
China	FAO	BD-1; BD-2	Securing BD Conservation and Sustainable Use in Huangshan Municipality	2,727,273	10,050,000	12,777,273

Country	GEF Agency	Biodiversity Focal Area Objective	Project Title	GEF BD Grant	Cofinance	Total Project Cost
China	World Bank	BD-1; BD-2	A Landscape Approach to Wildlife Conservation in Northeastern China	3,000,000	14,500,000	17,500,000
China	FAO	BD-1;BD-2	Securing Biodiversity Conservation and Sustainable Use in China's Dongting Lake Protected Area	3,000,000	5,616,400	8,616,400
Colombia	UNDP	BD-1; BD-2	Conservation of Biodiversity in Landscapes Impacted by Mining in the Choco Biogeographic Region	5,850,000	38,321,327	44,171,327
Costa Rica	UNDP	BD-1	Conservation, Sustainable Use of Biodiversity, and Maintenance of Ecosystem Services of Internationally Important Protected Wetlands	3,817,973	16,369,827	20,187,800
Costa Rica	IADB	BD-2	Sustainable Management of Ecosystem Services: A model for Conservation and Sustainable Use of Biodiversity in Terrestrial Landscapes	3,582,114	14,922,000	18,504,114
Croatia	UNDP	BD-1; BD-2	Strengthening the Institutional and Financial Sustainability of the National Protected Area System	4,953,000	16,476,190	21,429,190
Cuba	UNDP	BD-1; BD-2	A Landscape Approach to the Conservation of Threatened Mountain Ecosystems	7,581,819	38,893,600	46,475,419
Ecuador	UNDP	BD-1	Advancing Landscape Approaches in Ecuador's National Protected Area System to Improve Conservation of Globally Endangered Wildlife	4,545,455	17,826,750	22,372,205
Ecuador	FAO	BD-1; BD-2	Integrated Management of Marine and Coastal Areas of High Value for Biodiversity in Continental Ecuador	3,058,788	12,096,654	15,155,442

Country	GEF Agency	Biodiversity Focal Area Objective	Project Title	GEF BD Grant	Cofinance	Total Project Cost
Ecuador	FAO	BD-2; BD-4	Mainstreaming of the Use and Conservation of Agrobiodiversity in Public Policies through Integrated Strategies and In situ Implementation in three Provinces in the Andean Highlands.	1,250,000	4,530,000	5,780,000
Eritrea	UNDP	BD-1	Integrated Semenawi and Debubawi Bahri-Buri-Irrori-Hawakil Protected Area System for Conservation of Biodiversity and Mitigation of Land Degradation	5,933,000	10,555,400	16,488,400
Georgia	UNDP	BD-1	Expansion and Improved Management Effectiveness of the Adjara Region's Protected Areas	1,363,636	4,689,737	6,053,373
Global	UNEP	BD-1; BD-2	Enhancing The Conservation Effectiveness of Seagrass Ecosystems Supporting Globally Significant Populations of Dugong Across the Indian and Pacific Oceans Basins (Short Title: The Dugong and Seagrass Conservation Project).	4,902,272	16,872,950	21,775,222
Global	UNEP	BD-5	Support to GEF Eligible Parties (LDCs & SIDs) for the Revision of the NBSAPs and Development of Fifth National Report to the CBD - Phase 1	6,798,000	6,450,000	13,248,000
Global	UNEP	BD-5	Support to GEF Eligible Parties (LDCs & SIDs) for the Revision of the NBSAPs and Development of Fifth National Report to the CBD - Phase II	6,118,200	5,313,637	11,431,837
Guatemala	UNDP	BD-1	Conservation and Sustainable Use of Biodiversity in Coastal and Marine Protected Areas (MPAs)	5,445,454	15,339,060	20,784,514

Country	GEF Agency	Biodiversity Focal Area Objective	Project Title	GEF BD Grant	Cofinance	Total Project Cost
Honduras	UNDP	BD-1	Strengthening the Sub-system of Coastal and Marine Protected Areas	3,136,364	10,925,000	14,061,364
India	UNDP	BD-1; BD-2	Developing an effective multiple use management framework for conserving biodiversity in the mountain landscapes of the High Ranges, Western Ghats	6,363,600	28,000,000	34,363,600
Indonesia	UNDP	BD-1	Enhancing the Protected Area System in Sulawesi (E-PASS) for Biodiversity Conservation	6,265,000	41,642,298	47,907,298
Indonesia	World Bank	BD-1; BD-2	Transforming Effectiveness of Biodiversity Conservation in Priority Sumatran Landscapes	9,000,000	51,681,637	60,681,637
Iran	UNDP	BD-2	Building a Multiple-Use Forest Management Framework to Conserve Biodiversity in the Caspian Forest Landscape	2,000,000	4,709,250	6,709,250
Jordan	UNDP	BD-1; BD-2	Mainstreaming Biodiversity Conservation in Tourism Sector Development in Jordan	2,800,000	8,136,000	10,936,000
Kenya	UNDP	BD-1; BD-2	Enhancing Wildlife Conservation in the Productive Southern Kenya Rangelands through a landscape approach Kenya	3,990,909	26,000,000	29,990,909
Mexico	UNDP	BD-1	Strengthening Management Effectiveness and Resilience of Protected Areas to Protect Biodiversity under Conditions of Climate Change	10,272,727	43,754,100	54,026,827
Mexico	UNEP	BD-1; BD-2	Integrating the Management of Protection and Production Areas for Biodiversity Conservation in the Sierra Tarahumara of Chihuahua	5,000,000	31,472,123	36,472,123

Country	GEF Agency	Biodiversity Focal Area Objective	Project Title	GEF BD Grant	Cofinance	Total Project Cost
Mexico	UNDP	BD-2	Enhancing National Capacities to Manage Invasive Alien Species (IAS) by Implementing the National Strategy on IAS	5,454,545	23,062,995	28,517,540
Mongolia	UNDP	BD-1	Network of Managed Resource Protected Areas	1,363,636	3,375,746	4,739,382
Namibia	UNDP	BD-1	Strengthening the Capacity of the Protected Area System to Address New Management Challenges	4,100,000	14,848,724	18,948,724
Nepal	UNEP	BD-2; BD-4	Integrating Traditional Crop Genetic Diversity into Technology Using a BD Portfolio Approach to Buffer Against Unpredictable Environmental Change in the Nepal Himalayas	2,400,000	4,668,000	7,068,000
Peru	World Bank	BD-1; BD-2	Strengthening Sustainable Management of the Guano Islands, Islets and Capes National Reserve System (RNSIIPG)	8,922,638	30,300,000	39,222,638
Peru	IFAD	BD-2	Conservation and Sustainable Use of High-Andean Ecosystems through Compensation of Environmental Services for Rural Poverty Alleviation and Social Inclusion in Peru	5,460,111	25,800,000	31,260,111
Philippines	UNDP	BD-1	Strengthening the Marine Protected Area System to Conserve Marine Key Biodiversity Areas	8,000,000	34,402,717	42,402,717
Sao Tome and Principe	IFAD	BD-2	Integrated Ecosystem Approach to Biodiversity Mainstreaming and Conservation in the Buffer Zones of the Obo National Park	2,518,182	7,870,000	10,388,182
South Africa	UNEP	BD-1	Strengthening Wildlife Forensic Capabilities to Combat Wildlife Crime for Conservation and	2,727,273	11,129,212	13,856,485



Country	GEF Agency	Biodiversity Focal Area Objective	Project Title	GEF BD Grant	Cofinance	Total Project Cost
			Sustainable Use of Species (target: Rhinoceros)			
South Africa	UNDP	BD-1	Improving Management Effectiveness of the Protected Area Network	8,550,000	42,950,000	51,500,000
Tanzania	World Bank	BD-2	Kihansi Catchment Conservation and Management Project	5,980,554	17,000,000	22,980,554
Trinidad and Tobago	FAO	BD-1	Improving Forest and Protected Area Management	2,790,000	10,940,000	13,730,000
Uganda	UNDP	BD-1	Conservation and Sustainable Use of the Threatened Savanna Woodland in the Kidepo Critical Landscape in North Eastern Uganda	3,181,819	9,360,000	12,541,819
Uruguay	UNDP	BD-1	Strengthening the Effectiveness of the National Protected Area System by Including a Landscape Approach to Management	1,621,000	6,459,475	8,080,475
Vietnam	UNDP	BD-1; BD-2	Conservation of Critical Wetland PAs and Linked Landscapes	3,280,287	13,890,000	17,170,287
<b>TOTAL</b>				<b>250,264,272</b>	<b>1,030,908,797</b>	<b>1,281,173,069</b>





**ANNEX 3: MEDIUM-SIZED PROJECTS APPROVED UNDER BIODIVERSITY FOCAL AREA (AMOUNTS IN US\$)<sup>2</sup>**

<b>Country</b>	<b>GEF Agency</b>	<b>Biodiversity Focal Area Objective</b>	<b>Project Title</b>	<b>BD GEF Grant</b>	<b>Cofinance</b>	<b>Total Project Cost</b>
Global	UNEP	BD-4	Capacity Building for the Early Entry into Force of the Protocol on Access and Benefit Sharing	944,750	1,051,650	1,996,400
Regional	UNEP	BD-3	Preparation of the Second National Biosafety Reports to the Cartagena Protocol on Biosafety-Africa	993,950	840,000	1,833,950
Global	UNEP	BD-3	Preparation of the Second National Biosafety Reports to the Cartagena Protocol on Biosafety-North Africa (NA), Asia (A), Central and Eastern Europe (CEE)	970,775	820,000	1,790,775
Global	UNEP	BD-3	Preparation of the Second National Biosafety Reports to the Cartagena Protocol on Biosafety-.LAC and Pacific Regions	924,425	780,000	1,704,425
Global	UNEP	BD-2	Partnering for Natural Resource Management - Conservation Council of Nations (CCN)	909,071	1,437,712	2,346,783
Guatemala	UNEP	BD-4	Access to and Benefit Sharing and Protection of Traditional Knowledge to Promote Biodiversity Conservation and Sustainable Use	909,090	810,000	1,719,090
Vietnam	UNDP	BD-5	Developing National Biodiversity Strategy and Action Plan and Mainstreaming Biodiversity Conservation into Provincial Planning	909,091	4,113,500	5,022,591
Kyrgyz Republic	UNDP	BD-1	Improving the coverage and management effectiveness of PAs in the Central Tian Shan Mountains	1,000,000	3,780,000	4,780,000
<b>TOTAL</b>				<b>7,561,152</b>	<b>13,632,862</b>	<b>21,194,014</b>

<sup>2</sup> One MSP is a Multi-focal area project and is reported in the table for MFA projects in Annex 4.

**ANNEX 4: MULTI-FOCAL AREA PROJECTS WITH BIODIVERSITY FUNDING INCLUDING SFM (ALL AMOUNTS IN US\$)**

Country	Agency	Biodiversity Focal Area Objective	Project Title	BD Grant	CC Grant	IW Grant	LD Grant	SFM Grant	Total GEF Grant	Cofinance
Afghanistan	UNDP	BD-1	Establishing Integrated Models for Protected Areas and their Co-management	2,965,455	80,000	-	3,536,364	-	6,581,819	40,038,000
Belarus	UNDP	BD-1	Landscape Approach to Management of Peatlands Aiming at Multiple Ecological Benefits	1,181,800	636,300	-	272,700	685,100	2,775,900	10,484,400
Belize	World Bank	BD-1; BD-2	Management and Protection of Key Biodiversity Areas	3,432,700	1,221,900	-	-	1,551,000	6,205,600	16,000,000
Bhutan	World Bank	BD-1	Sustainable Financing for Biodiversity Conservation and Natural Resources Management	2,820,000	-	-	543,000	847,000	4,210,000	12,328,000
Bolivia	UNDP	BD-1; BD-2	Fifth Operational Phase of the GEF Small Grants Programme in Bolivia	2,916,667	833,333	-	416,667	-	4,166,667	6,000,000
Brazil	UNDP	BD-2	Fifth Operational Phase of the GEF Small Grants Program in Brazil	2,000,000	2,000,000	-	1,000,000	-	5,000,000	5,050,000
Brazil	IADB	BD-1; BD-2	Recovery and Protection of Climate and Biodiversity Services in the Paraiba do Sul Basin of the Atlantic Forest of Brazil	5,000,000	16,820,000	-	-	4,850,000	26,670,000	168,794,000
Brazil	IADB	BD-1; BD-2	Consolidation of National System of Conservation Units (SNUC) and Enhanced Flora and Fauna Protection	24,790,000	4,500,000	-	-	3,331,820	32,621,820	128,200,000
Burundi	World Bank	BD-2	Watershed Approach to Sustainable Coffee Production in Burundi	1,000,000	-	-	2,200,000	1,000,000	4,200,000	21,500,000

Country	Agency	Biodiversity Focal Area Objective	Project Title	BD Grant	CC Grant	IW Grant	LD Grant	SFM Grant	Total GEF Grant	Cofinance
Cameroon	FAO	BD-2	Sustainable Forest Management Under the Authority of Cameroonian Councils	2,500,000	180,000	-	-	893,333	3,573,333	16,195,000
Chile	UNDP	BD-2	Supporting Civil Society and Community Initiatives to Generate Global Environmental Benefits using Grants and Micro Loans in the Mediterranean Ecoregion	2,874,600	262,796	-	174,218	-	3,311,614	15,252,262
China	FAO	BD-2	Conservation of Biodiversity and Sustainable Land Management in the Soda Saline-alkaline Wetlands Agro Pastoral Landscapes in the Western Area of the Jilin Province	1,753,000	-	-	874,000	-	2,627,000	16,800,000
Colombia	UNDP	BD-1	Conservation and Sustainable Use of Biodiversity in Dry Ecosystems to Guarantee the Flow of Ecosystem Services and to Mitigate the Processes of Deforestation and Desertification	4,621,666	-	-	2,044,198	2,221,955	8,887,819	39,460,200
Costa Rica	UNDP	BD-2	Fifth Operational Phase of the GEF Small Grants Programme	2,777,778	925,926	-	694,444	-	4,398,148	4,625,000
Cote d'Ivoire	UNEP	BD-1; BD-2	Integrated Management of Protected Areas in Cote d'Ivoire, West Africa	2,880,000	-	-	500,000	860,000	4,240,000	16,053,350
Ecuador	UNDP	BD-2	Fifth Operational Phase of the GEF Small Grants Program in Ecuador	4,398,145	-	-	-	-	4,398,145	4,800,000

Country	Agency	Biodiversity Focal Area Objective	Project Title	BD Grant	CC Grant	IW Grant	LD Grant	SFM Grant	Total GEF Grant	Cofinance
Ecuador	FAO	BD-2	Conservation and Sustainable Use of Biodiversity, Forests, Soil and Water to Achieve the Good Living (Buen Vivir / Sumac Kasay) in the Napo Province	1,408,645	-	-	562,567	657,071	2,628,283	10,560,035
Global	UNDP	BD-1; BD-2	Fifth Operational Phase of the GEF Small Grants Program - Implementing the program using STAR resources I	13,309,507	14,059,999	-	8,864,136	-	40,828,365	35,924,519
Global	UNEP	BD-2	The GLOBE Legislator Forest Initiative	212,121	212,121	-	-	-	1,000,000	1,187,050
Global	FAO/UNEP, World Bank	BD-1; BD-2	ABNJ Global Sustainable Fisheries Management and Biodiversity Conservation in the Areas Beyond National Jurisdiction (PROGRAM)	19,601,852	-	26,128,272	-	-	43,547,119	222,741,000
Guatemala	UNDP	BD-2	Sustainable Forest Management and Multiple Global Environmental Benefits	454,547	2,072,727	-	854,544	1,127,273	4,509,091	13,160,000
Honduras	UNDP	BD-2; BD-2	Delivering Multiple Global Environment Benefits through Sustainable Management of Production Landscapes	1,836,364	-	-	709,091	600,000	3,145,455	9,050,000
India	UNDP	BD-2	Fifth Operational Phase of the GEF Small Grants Programme in India	1,500,000	3,000,000	-	500,000	-	5,000,000	6,000,000
India	World Bank	BD-2	Integrated Biodiversity Conservation and Ecosystem Services Improvement	12,500,000	3,000,000	-	-	5,000,000	20,500,000	115,000,000
Jamaica	IADB	BD-2	Integrated Management of the Yallahs River and Hope River Watersheds	1,040,076	-	-	1,899,924	980,067	3,920,067	8,809,256

Country	Agency	Biodiversity Focal Area Objective	Project Title	BD Grant	CC Grant	IW Grant	LD Grant	SFM Grant	Total GEF Grant	Cofinance
Kazakhstan	UNDP	BD-1	Improving Sustainability of PA System in Desert Ecosystems through Promotion of Biodiversity-compatible Livelihoods in and Around PAs	3,569,500	-	-	915,000	-	4,484,500	15,310,000
Kenya	UNDP	BD-2	Fifth Operational Phase of the GEF Small Grants Program in Kenya	1,800,000	1,400,000	-	1,800,000	-	5,000,000	5,500,000
Malawi	World Bank	BD-1	Shire Natural Ecosystems Management Project	2,727,000	-	-	1,082,000	1,269,000	5,078,000	68,314,000
Malaysia	UNDP	BD-2	Improving Connectivity in the Central Forest Spine (CFS) Landscape - IC-CFS	7,100,000	-	-	1,145,000	2,715,000	10,960,000	36,500,000
Mexico	UNDP	BD-2	Fifth Operational Phase of the GEF Small Grants Program in Mexico	2,914,413	1,748,342	-	-	-	4,662,755	5,900,000
Mexico	World Bank	BD-1	Conservation of Coastal Watersheds in Changing Environments	16,363,636	10,909,091	-	3,154,545	9,090,909	39,518,181	239,886,000
Mongolia	FAO	BD-2	Securing Forest Ecosystems through Participatory Management and Benefit Sharing	1,793,182	-	-	896,591	896,591	3,586,364	14,350,000
Namibia	World Bank	BD-1; BD-2	Namibian Coast Conservation and Management Project	1,161,000	-	-	764,000	-	1,925,000	5,872,000
Pakistan	UNDP	BD-1; BD-2	Fifth Operational Phase of the GEF Small Grants Programme in Pakistan	925,926	1,851,852	-	-	-	2,777,778	3,565,000



Country	Agency	Biodiversity Focal Area Objective	Project Title	BD Grant	CC Grant	IW Grant	LD Grant	SFM Grant	Total GEF Grant	Cofinance
Paraguay	UNDP	BD-2	Mainstreaming Biodiversity Conservation and Sustainable Land Management into Production Practices in all Bioregions and Biomes	2,636,818	-	-	2,509,545	1,715,454	6,861,817	22,100,000
Philippines	UNDP	BD-1; BD-2	Fifth Operational Phase of the GEF Small Grants Programme in the Philippines	4,583,333	-	-	-	-	4,583,333	4,600,000
Regional	World Bank	BD-1; BD-2	Sahel and West Africa Program in Support of the Great Green Wall Initiative	17,924,663	8,750,000	-	30,583,333	15,416,667	100,759,259	1,810,000,000
Regional	World Bank	BD-2	MENA- Desert Ecosystems and Livelihoods Program (MENA-DELP)	7,469,445	2,416,667	-	8,087,038	-	21,200,928	226,200,000
Regional	World Bank	BD-1; BD-2	LME-EA Scaling Up Partnership Investments for Sustainable Development of the Large Marine Ecosystems of East Asia and their Coasts (PROGRAM)	17,500,000	-	26,425,928	-	-	43,500,000	753,500,000
Regional	ADB/World Bank	BD-1; BD-2	GMS-FBP Greater Mekong Subregion Forests and Biodiversity Program (PROGRAM)	9,481,772	3,177,933	-	2,112,864	4,462,338	20,152,339	131,896,100
Regional	AfDB	BD-2	LCB-NREE Lake Chad Basin Regional Program for the Conservation and Sustainable Use of Natural Resources and Energy Efficiency (PROGRAM)	1,861,111	4,231,481	6,099,561	4,944,444	3,179,011	20,503,086	172,563,158
Regional	UNEP	BD-2	Multiplying Environmental and Carbon Benefits in High Andean Ecosystems	1,730,283	1,272,204	-	594,785	-	3,597,273	18,150,000

Country	Agency	Biodiversity Focal Area Objective	Project Title	BD Grant	CC Grant	IW Grant	LD Grant	SFM Grant	Total GEF Grant	Cofinance
Regional	UNEP	BD-2	Enhancing the Resilience of Pastoral Ecosystems and Livelihoods of Nomadic Herders	2,318,181	-	-	2,500,000	-	4,818,181	15,080,000
Regional	UNEP/UNDP	BD-2	Implementing Integrated Land Water and Wastewater Management in Caribbean SIDS	5,525,640	-	9,500,000	-	2,876,637	12,376,637	118,006,108
Regional	AfDB	BD-2	Mano River Union Ecosystem Conservation and International Water Resources Management (IWRM) Project	2,571,428	-	2,136,364	-	1,050,000	3,186,364	25,000,000
Russian Federation	UNEP/EBRD, UNDP, World Bank	BD-1; BD-2	ARCTIC GEF-Russian Federation Partnership on Sustainable Environmental Management in the Arctic under a Rapidly Changing Climate (Arctic Agenda 2020)	6,422,018	11,926,604	7,030,724	-	-	25,379,346	310,300,000
Rwanda	World Bank	BD-2	Landscape Approach to Forest Restoration and Conservation (LAFREC)	1,362,000	-	-	2,761,000	1,364,000	5,487,000	53,530,000
Seychelles	UNDP	BD-1	Expansion and Strengthening of the Protected Area Subsystem of the Outer Islands of Seychelles and its Integration into the Broader Land and Seascape	1,170,000	-	-	615,500	-	1,785,500	5,760,000
Turkey	UNDP	BD-1	Integrated Approach to Management of Forests in Turkey, with Demonstration in High Conservation Value Forests in the Mediterranean Region	1,023,440	4,425,940	-	-	1,795,620	7,245,000	21,180,000

Country	Agency	Biodiversity Focal Area Objective	Project Title	BD Grant	CC Grant	IW Grant	LD Grant	SFM Grant	Total GEF Grant	Cofinance
Turkey	FAO	BD-2	Sustainable Land Management and Climate Friendly Agriculture	859,091	2,040,909	-	2,850,000	-	5,750,000	21,300,000
Ukraine	UNEP	BD-1	Conserving, Enhancing and Managing Carbon Stocks and Biodiversity while Promoting Sustainable Development in the Chernobyl Exclusion Zone through the Establishment of a Research and Environmental Protection Centre and Protected Area	900,965	3,108,370	-	1,036,438	-	5,045,773	15,000,000
Zambia	UNDP	BD-1	Strengthening Management Effectiveness and Generating Multiple Environmental Benefits within and around Protected Areas in Zambia	3,872,727	3,427,273	-	2,736,364	3,262,500	13,298,864	44,790,000
Zimbabwe	World Bank	BD-1	Hwange-Sanyati Biological Corridor (HSBC) Environment Management and Conservation Project	1,940,000	805,000	-	1,800,000	1,300,000	5,845,000	23,165,000
<b>TOTAL</b>				<b>249,282,495</b>	<b>111,296,768</b>	<b>77,320,849</b>	<b>98,534,300</b>	<b>74,998,346</b>	<b>638,314,523</b>	<b>5,131,329,438</b>

#### ANNEX 4A: REJECTED MULTI-FOCAL AREA PROJECTS THAT SOUGHT TO USE BIODIVERSITY RESOURCES

Country/countries	GEF Agency	List of project's focal areas	Title	Reason for Rejection
Global (Indonesia, Kenya, Mexico, Philippines, Tanzania)	World Bank	Biodiversity and International Waters	Science and Innovation Networks for Coral Reef Resilience ScINet CR2	The proposal was a targeted research project that sought US\$4 million from the biodiversity focal area set-aside (FAS). The design and proposed activities of the targeted research project were inconsistent with the strategy for use of the FAS funds in GEF- 5.
Russian Federation	UNDP	Biodiversity, Climate Change, SFM	Conservation and Sustainable Management of Peatlands to Enhance Ecosystem Resilience and Carbon Stocks	The project did not fulfill GEF's basic requirement, i.e., there was no baseline project. In addition, the synergies to be realized between biodiversity and climate change with the use of the SFM funds were not clear.
Kazakhstan	World Bank	Biodiversity, Climate Change, Land Degradation	Conserving Southern Kazakhstan Drylands along the Syr Darya River	An endorsement letter from the GEF OFP was not provided. The project did not fulfill GEF's basic requirement, i.e., there was no baseline project.
Regional (Congo, Liberia, Madagascar, Mauritania, Sierra Leone, Somalia)	UNEP	Biodiversity, Land Degradation, SFM	African Mangrove Ecosystems	There was no demonstration of the added value or rationale to develop a multi-country project with these six countries particularly when they occur in several sub-regions of Africa and are separated from each other by significant distances. There was also duplication of efforts with the on-going GEF projects on integrated management of mangroves and associated wetlands and coastal forests ecosystems in the Republic of Congo, as well as an Integrated Ecosystems Management Project to extend the protected area network on mangroves in Sierra Leone. There was also no baseline information on mangroves for the participating countries and inadequate

Country/countries	GEF Agency	List of project's focal areas	Title	Reason for Rejection
				incremental reasoning to justify the proposed intervention. The project was not aligned with GEF's biodiversity strategy; did not quantify the global environment benefits in the proposed countries; did not provide information on stakeholder's engagement in the proposed participating countries. Finally, some of the proposed activities were ineligible for GEF support, i.e., support to convention secretariats.
Kazakhstan	UNDP	Biodiversity, Climate Change, and SFM	Sustainable Forestry Management to Enhance Carbon Pools and Protect Threatened Biodiversity	The project was rejected because there was no indication that a baseline project exists for which incremental funding by GEF is sought. The project did not have obvious synergies between the different project components (SFM improvement, REDD readiness measures, protected area establishment) that would ensure the creation of multiple benefits and justify the additional financing out of the SFM/REDD+ program.
China	FAO	Biodiversity and Climate Change	Conservation of ecosystem services of the soda saline-alkaline wetlands in the western area of the Jilin Province	The proposed project did not fit with BD focal area objectives. The baseline project is a huge irrigation project, and the problem identification focuses on land degradation and water quality issues associated with the irrigation, with a soil carbon monitoring system tagged on to monitor impacts on carbon. Although climate change funds could be appropriate for land management activities and monitoring to increase C stocks and reduce GHG emissions in grasslands, wetlands etc., as currently written the GEF project is less a carbon project and more a land degradation/water quality project. To address the climate change objective would take such a major rewrite, that the resulting document would basically be a different project. Coupled with the biodiversity review

Country/countries	GEF Agency	List of project's focal areas	Title	Reason for Rejection
				results, a further elaboration of this project cannot be recommended.
Indonesia	UNEP	Biodiversity, Climate Change and SFM	Integrated development for the RIMBA landscape of central Sumatra through a resource efficient green economy that supports biodiversity conservation, poverty alleviation and low carbon growth	The scope of the project does not fit with the GEF-5 objectives. As described in the baseline, there is about \$1 billion worth of activities over 2010-2014 in on-going related initiatives. As written, there appears to be little GEF incremental value in the proposed activities or areas.

**ANNEX 5: ENABLING ACTIVITIES APPROVED UNDER BIODIVERSITY FOCAL AREA (ALL AMOUNTS IN US\$)<sup>3</sup>**

Country	GEF Agency	Biodiversity Focal Area Objective	Project Title	GEF BD Grant	Cofinance	Total Project Cost
Albania	GEF SEC-Direct Access	BD-5	Revision of the National BD Strategy and Action Plan including the Fifth national Report to the Convention on BD	220,000	55,000	275,000
Argentina	UNDP	BD-5	National Biodiversity Planning to Support the Implementation of the CBD 2011-2020 Strategic Plan in Argentina	300,000	303,260	603,260
Azerbaijan	UNDP	BD-5	National Biodiversity Planning to Support the Implementation of the CBD 2011-2020 Strategic Plan	210,000	276,000	486,000
Bahrain	UNEP	BD-5	Support to Bahrain for the Revision of the NBSAPs and Development of Fifth National Report to the CBD	190,000	240,000	430,000
Bangladesh	GEF SEC-Direct Access	BD-5	Updating and Mainstreaming of National BD Strategy and Action Plan	279,950	680,950	960,900
Belarus	GEF SEC-Direct Access	BD-5	Updating National Biodiversity Strategy and Action Plan in line with CBD COP-10 Strategic Plan, Preparing 5th National Report and Reenforcing Clearing House Mechanism	180,000	320,000	500,000
Bosnia-Herzegovina	UNEP	BD-5	Support to Bosnia and Herzegovina for the Revision of the NBSAPs and Development of Fifth National Report to the CBD	220,000	190,000	410,000
Botswana	UNDP	BD-5	National Biodiversity Planning to Support the Implementation of the CBD 2011-2020 Strategic Plan in Botswana	207,000	550,008	757,008
Cameroon	UNEP	BD-5	Support to Cameroon for the Revision of the NBSAPs and Development of Fifth National Report to the CBD	205,750	230,000	435,750

<sup>3</sup> The two global umbrella enabling activity projects that have supported 57 countries are reported under Annex 2 on full size projects.

Country	GEF Agency	Biodiversity Focal Area Objective	Project Title	GEF BD Grant	Cofinance	Total Project Cost
Chile	UNDP	BD-5	National Biodiversity Planning to Support the Implementation of the CBD 2011-2020 Strategic Plan	271,000	339,161	610,161
Costa Rica	UNDP	BD-5	National Biodiversity Planning to Support the Implementation of the CBD 2011-2020 Strategic Plan	220,000	231,520	451,520
Cote d'Ivoire	UNEP	BD-5	Support to Côte d'Ivoire for the Revision of the NBSAPs and Development of Fifth National Report to the CBD	220,000	248,000	468,000
Croatia	UNDP	BD-5	National Biodiversity Planning to Support the Implementation of the CBD 2011-2020 Strategic Plan	220,000	72,960	292,960
Ecuador	UNDP	BD-5	National Biodiversity Planning to Support the Implementation of the CBD 2011-2020 Strategic Plan	251,442	443,558	695,000
Egypt	UNDP	BD-5	National Biodiversity Planning to Support the implementation of the CBD 2011-2020 Strategic Plan in Egypt	220,000	310,000	530,000
El Salvador	UNDP	BD-5	National Biodiversity Planning to Support the Implementation of the CBD 2011-2020 Strategic Plan	220,000	205,180	425,180
Gabon	UNEP	BD-5	Support to Gabon for the Revision of the NBSAPs and Development of Fifth National Report to the CBD	220,000	224,000	444,000
Guinea	UNDP	BD-5	National Biodiversity Planning to Support the Implementation of the CBD 2011-2020 Strategic Plan in Guinea	296,091	313,000	609,091
Honduras	UNDP	BD-5	National Biodiversity Planning to Support the implementation of the CBD 2011-2020 Strategic Plan	220,000	103,000	323,000
India	GEF SEC-Direct Access	BD-5	Strengthening the Enabling Environment for Bd Conservation and Management in India	246,000	260,000	506,000



Country	GEF Agency	Biodiversity Focal Area Objective	Project Title	GEF BD Grant	Cofinance	Total Project Cost
Indonesia	UNDP	BD-5	National Biodiversity Planning to Support the Implementation of the CBD 2011-2020 Strategic Plan	450,000	991,000	1,441,000
Iraq	UNEP	BD-5	First NBSAP for Iraq and Development of Fifth National Report to the CBD	368,363	450,000	818,363
Kazakhstan	UNDP	BD-5	National Biodiversity Planning to Support the Implementation of the CBD 2011-2020 Strategic Plan	220,000	265,000	485,000
Kenya	UNEP	BD-5	Support to Kenya for the Revision of the NBSAPs and Development of Fifth National Report to the CBD	290,909	400,000	690,909
Kyrgyz Republic	UNEP	BD-5	Support to Kyrgyzstan for the Revision of the NBSAPs and Development of Fifth National Report to the CBD	220,000	272,000	492,000
Lebanon	UNEP	BD-5	Revision/Updating of the NBSAP, Preparation of 5th National Report to CBD and Undertaking Clearing House Mechanism Activities	180,000	220,000	400,000
Macedonia	UNEP	BD-5	Support for the Revision of the NBSAPs and Development of Fifth National Report to the CBD	220,000	212,000	432,000
Malaysia	UNDP	BD-5	National Biodiversity Planning to Support the implementation of the CBD 2011-2020 Strategic Plan in Malaysia.	220,000	1,100,000	1,320,000
Moldova	UNDP	BD-5	National Biodiversity Planning to Support the Implementation of the CBD 2011-2020 Strategic Plan in Moldova	220,000	194,400	414,400
Mongolia	UNEP	BD-5	Support to Mongolia for the Revision of the NBSAPs and Development of Fifth National Report to the CBD	220,000	254,000	474,000
Montenegro	UNDP	BD-5	National Biodiversity Planning to Support the Implementation of the CBD 2011-2020 Strategic Plan	210,000	240,000	450,000

Country	GEF Agency	Biodiversity Focal Area Objective	Project Title	GEF BD Grant	Cofinance	Total Project Cost
Morocco	UNDP	BD-5	National Biodiversity Planning to Support the Implementation of the CBD 2011-2020 Strategic Plan in Morocco	220,000	150,000	370,000
Namibia	UNEP	BD-5	Support to NAMIBIA for the Revision of the NBSAPs and Development of Fifth National Report to the CBD	220,000	395,000	615,000
Nigeria	UNEP	BD-5	Support to Nigeria for the Revision of the NBSAPs and Development of Fifth National Report to the CBD	220,000	219,000	439,000
Peru	UNDP	BD-5	Updating the National Biodiversity Strategy and Developing the Action Plan to Support the Implementation of the CBD 2011-2020 Strategic Plan	320,000	344,000	664,000
Serbia	UNDP	BD-5	National Biodiversity Planning to Support the Implementation of the CBD 2011-2020 Strategic Plan	220,000	50,000	270,000
Seychelles	UNDP	BD-5	National Biodiversity Planning to Support the Implementation of the CBD 2011-2020 Strategic Plan in Seychelles	200,000	210,000	410,000
Sri Lanka	UNDP	BD-5	National Biodiversity Planning to Support the Implementation of the CBD 2011-2020 Strategic Plan	200,000	271,000	471,000
Swaziland	UNEP	BD-5	Support to Swaziland for the Revision of the NBSAPs and Development of Fifth National Report to the CBD	220,000	264,000	484,000
Tajikistan	UNEP	BD-5	Support for the Revision of the NBSAPs and Development of Fifth National Report to the CBD	220,000	234,000	454,000
Turkmenistan	UNDP	BD-5	National Biodiversity Planning to Support the Implementation of the CBD 2011-2020 Strategic Plan	220,000	220,000	440,000
Uruguay	UNDP	BD-5	Updating the National Biodiversity Strategy and Developing the Action Plan to Support the Implementation of the CBD 2011-2020 Strategic Plan	220,800	224,800	445,600

<b>Country</b>	<b>GEF Agency</b>	<b>Biodiversity Focal Area Objective</b>	<b>Project Title</b>	<b>GEF BD Grant</b>	<b>Cofinance</b>	<b>Total Project Cost</b>
Uzbekistan	UNDP	BD-5	National Biodiversity Planning to Support the Implementation of the CBD 2011-2020 Strategic Plan	220,000	300,000	520,000
Yemen	UNDP	BD-5	National Biodiversity Planning to Support the Implementation of the CBD 2011-2020 Strategic Plan in Yemen	220,000	78,000	298,000
Zimbabwe	UNDP	BD-5	National Biodiversity Planning to Support the Implementation of the CBD 2011-2020 Strategic Plan in Zimbabwe	220,000	334,000	554,000
<b>TOTAL</b>				<b>10,577,305</b>	<b>13,487,797</b>	<b>24,065,102</b>

**ANNEX 6: SMALL GRANTS PROGRAMME PROJECTS WITH BIODIVERSITY FUNDING (all amounts in USD)**

Country	GEF Agency	Biodiversity Focal Area Objective	Project Title	BD Grant	CC Grant	IW Grant	LD Grant	Total GEF Grant	Cofinance
Bolivia	UNDP	BD-1; BD-2	Fifth Operational Phase of the GEF Small Grants Programme in Bolivia	2,916,667	833,333	-	416,667	4,166,667	6,000,000
Brazil	UNDP	BD-2	Fifth Operational Phase of the GEF Small Grants Program in Brazil	2,000,000	2,000,000	-	1,000,000	5,000,000	5,050,000
Costa Rica	UNDP	BD-2	Fifth Operational Phase of the GEF Small Grants Programme	2,777,778	925,926	-	694,444	4,398,148	4,625,000
Ecuador	UNDP	BD-2	Fifth Operational Phase of the GEF Small Grants Program in Ecuador	4,398,145	-	-	-	4,398,145	4,800,000
Global	UNDP	BD-1; BD-2	Fifth Operational Phase of the GEF Small Grants Program - Implementing the program using STAR resources I	13,309,507	14,059,999	-	8,864,136	40,828,365	35,924,519
India	UNDP	BD-2	Fifth Operational Phase of the GEF Small Grants Programme in India	1,500,000	3,000,000	-	500,000	5,000,000	6,000,000
Kenya	UNDP	BD-2	Fifth Operational Phase of the GEF Small Grants Program in Kenya	1,800,000	1,400,000	-	1,800,000	5,000,000	5,500,000
Mexico	UNDP	BD-2	Fifth Operational Phase of the GEF Small Grants Program in Mexico	2,914,413	1,748,342	-	-	4,662,755	5,900,000
Pakistan	UNDP	BD-1; BD-2	Fifth Operational Phase of the GEF Small Grants Programme in Pakistan	925,926	1,851,852	-	-	2,777,778	3,565,000
Philippines	UNDP	BD-1; BD-2	Fifth Operational Phase of the GEF Small Grants Programme in the Philippines	4,583,333	-	-	-	4,583,333	4,600,000
<b>TOTAL</b>				<b>37,125,769</b>	<b>25,819,452</b>	<b>-</b>	<b>13,275,247</b>	<b>80,815,191</b>	<b>81,964,519</b>

**ANNEX 7: BIOSAFETY PROJECTS APPROVED (ALL AMOUNTS IN USD)**

<b>Country</b>	<b>GEF Agency</b>	<b>Biodiversity Focal Area Objective</b>	<b>Project Title</b>	<b>GEF BD Grant</b>	<b>Cofinance</b>	<b>Total Project Cost</b>
Global	UNEP	BD-3	Support to Preparation of the Second National Biosafety Reports to the Cartagena Protocol on Biosafety-Africa	993,950	840,000	1,833,950
Global	UNEP	BD-3	Support to Preparation of the Second National Biosafety Reports to the Cartagena Protocol on Biosafety-North Africa (NA), Asia (A), Central and Eastern Europe (CEE)	970,775	820,000	1,790,775
Global	UNEP	BD-3	Support to Preparation of the Second National Biosafety Reports to the Cartagena Protocol on Biosafety-Latin America, Caribbean and Pacific Regions	924,425	780,000	1,704,425
<b>TOTAL</b>				<b>2,889,150</b>	<b>2,440,000</b>	<b>5,329,150</b>

**ANNEX 8: SUMMARY DESCRIPTIONS OF FULL-SIZE PROJECT IN THE BIODIVERSITY FOCAL AREA  
APPROVED DURING THE REPORTING PERIOD**

**Angola: Expansion and Strengthening of Angola's Protected Area system (UNDP; GEF-\$5.9 million; GEF Cofinance-13.7 million; Total cost-19.6 million)**

This project aims to enhance the management effectiveness, including operational effectiveness and ecosystem representation of Angola's Protected Area System, with due consideration for its overall sustainability. Currently, the Angolan PA system has two main weaknesses: (1) poor bio-geographic representation—with several terrestrial ecosystems currently being under-represented; (2) sub-optimal management effectiveness of PAs, where individual PAs are not effectively mitigating the threats to ecosystems, flora and fauna. The project is designed to address these weaknesses simultaneously. It will improve ecosystem representation in the PA system and it will strengthen PA management operations at key sites. This will be underpinned by investments at the systems level, to strengthen the institutional foundations and financing framework for PA management. The project will increase the coverage of terrestrial PAs in Angola to include 23 of the 32 mapped vegetation types (up from a current 11 vegetation types covered). As a result, the species-rich moist lowland, escarpment and montane forests will be incorporated into the PA system, among other unique habitats that are currently not protected.

**Argentina: Strengthening of governance for the protection of biodiversity through the formulation and implementation of the National Strategy on Invasive Alien Species (NSIAS) (FAO; GEF-\$3.9 million; Cofinance-\$18 million; Total cost-\$21.9 million)**

The presence of IAS has been increasingly recognized as one of the threats to unique biodiversity of Argentina, with economic and social implications, and pressure on native species under some degree of threat of extinction. Particularly, the American Beaver (*Castor canadensis*) is one of the most serious IAS threats to the ecosystems and biodiversity of peatlands and native forest in the southern Sub-Antarctic region. In order to preserve, value, and/or restore healthy ecosystems, the National Government has decided to initiate a process of development of a NSIAS for aquatic and terrestrial environments, continent and islands of Argentina, which will be supported by this project. The master document of the NSIAS will serve as a baseline for the development of the proposal for a National Law on Minimum Budgets for the governance of IAS. The overall purpose of the National Strategy is to build a systematic and integrated approach to the problem of IAS, with an emphasis on "prevention efforts", "early detection and rapid action", and "control and management" of IAS already established and constituting a threat on native ecosystems. In addition to the master document, the National Strategy will include other sub-components aimed at strengthening national and provincial institutional capacities; strengthening of regulatory frameworks and national policies to support the implementation of the NSIAS. Once the development of the sub-components has been completed, the phase of validating of the Strategy begins. This phase will allow putting specific management frameworks into practice through assigned roles to different actors in each case, training of involved actors and awareness raising processes. The pilots will be implemented to generate valuable experiences, validate techniques in the field, and obtain lessons learned to enable the implementation management protocols for other IAS already introduced in the

country and with an adverse impact on native ecosystems. Specifically, Component 4 will pilot the program for the eradication of the American Beaver, in the Province of Tierra del Fuego.

**Azerbaijan: Increasing Representation of Effectively Managed Marine Ecosystems in the Protected Area System (UNDP; GEF-\$1.3 million; Cofinance-\$6.5 million; Total cost-\$7.8 million)**

Coastal and marine ecosystems of Azerbaijan face growing threats from land use change and over-exploitation. The objective of this project is to enhance the management effectiveness of the PA system in addressing threats to marine and coastal biodiversity. It will establish an effective collaborative governance framework and institutional know-how to address the specific threats to biodiversity in the section of the Caspian Sea that lies within Azerbaijan. The project will also strengthen protected area management within the globally important Qilizigac matrix of PAs comprising the to-be-established Qizilağac National Park, and the existing PAs: Qizilağac State Nature Reserve and Malyy (Lesser) Qizilağac State Nature Sanctuary. More specifically, the project will: (a) increase the bio-geographic representation of the country's marine PAs, and (b) strengthen the management capacities of institutions responsible for MPA management and thus improve the delivery of PA management functions.

**Bolivia: Conservation and Sustainable Use of Agro-biodiversity to Improve Human Nutrition in Five Macro Eco-regions (FAO; GEF- \$2.7 million; Cofinance-\$6.1 million; Total cost-\$8.8 million)**

The unique crop biodiversity of Bolivia is well known in the Andean region and beyond. However, Bolivian agro -biodiversity is currently undervalued, especially in terms of its contribution to food security, nutrition and reduction of malnutrition in vulnerable groups. This project will strengthen the ongoing efforts of the Bolivian government to face the threat of genetic erosion and the loss of valuable species by promoting in-situ conservation and sustainable use of agro-biodiversity through: 1) valuation of nutritional values and climate variability resilience of selected crop/plant ecotypes; 2) agro-biodiversity friendly and nutrition labeling and promotion of products; and 3) mainstreaming the conservation of agro-biodiversity into national policies and programs on health, nutrition, food security and sovereignty. Component 1 of the project will update, collect, organize, and improve the accessibility to information on Bolivian agro-biodiversity relate to nutrition and micro-regions. Through Component 2 in five micro-regions, community-based Action Plans for in-situ conservation will be developed, as well as label schemes and market links for agro-biodiversity friendly and nutrition-rich products. Component 3 will improve NBSAPs, National Development Plans, and other relevant National Strategies and will develop sectoral policies and regulatory frameworks. Through Component 4, all beneficiaries will be informed, trained on the conservation, sustainable use and nutritional benefits of agro-biodiversity.

**Botswana: Improved Management Effectiveness of the Chobe-Kwando-Linyanti Matrix of Protected Areas (UNDP; GEF-\$1.9 million; Cofinance-\$5.7 million; Total cost-\$7.6 million)**

The project objective is to strengthen protected area management within the globally important Chobe-Kwando-Linyanti matrix of PAs and in surrounding buffer areas. It is designed to enhance PA management effectiveness in addressing emerging threats to biodiversity and ensure that economic activities in the PAs and buffer areas are compatible with biodiversity conservation objectives. PA management in the Chobe National Park is currently inadequate in

some sections (the Park is managed in 5 sections) and the park faces growing threats from tourism and wild fires. Across the landscape as a whole, there is a danger that poaching will grow over time, and that vital wildlife corridors will be choked owing to physical development. By strengthening capacity and infrastructure to address these pressures, the project will enhance the long-term conservation security of this ecologically important area. In doing so, it will strengthen the overall management effectiveness of Botswana's national PA system within which the target PA cluster is a critical component.

**Brazil: Marine and Coastal Protected Areas, GEF-MAR (World Bank; GEF-\$18.2 million; Cofinance-\$98.4 million; Total cost-\$116.6 million)**

The project aims to reduce the loss of marine and coastal biodiversity in Brazil, conserving globally significant ecosystems and key environmental services important for national development and the well being of coastal communities. GEF financing, along with the cofinancing secured for this project will provide the conditions to develop the necessary institutional capabilities, set up the legal and policy framework for the sustainable management of the country's marine ecosystems, and develop mechanisms for the participatory management through adequate institutional arrangements, active management committees, and direct involvement of the private actors (Petrobras). Moreover, the project will directly benefit local populations living inside MCPAs and in the surrounding areas. The project is an exceptional partnership between Government agencies, NGOs and the private sector. Petrobras' interest in partnering on biodiversity conservation issues and its interest in mainstreaming biodiversity within its investment decisions is a positive step in mainstreaming in the entire oil and gas industry. The specific project objectives include: 1) Increase the area under protection to at least 5% of the total Brazilian marine area; 2) Implement and consolidate the already existing marine and coastal protected areas; 3) Design financial mechanisms to ensure the long-term sustainability of the MCPA system.

**Chile: Strengthening National Frameworks for IAS Governance - Piloting in Juan Fernandez Archipelago (UNDP; GEF-\$4.2 million; Cofinance-\$6.9 million; Total cost-\$11.1 million)**

Despite Chile's robust system of inspection for exotic species dangerous to health and economic sectors, there are deficiencies in the control of IAS that endanger biodiversity. This project will support the ongoing efforts by the Government of Chile to address these deficiencies and to influence production practices employed by economic sectors, and human behavior in insular ecosystems where biodiversity is being threatened by the spread of alien invasive species. It will do so by taking actions at three levels: (i) systemic: ensuring that key IAS policy and regulatory instruments for production practices and control action are in place and national priorities are defined along with the institutional roles and responsibilities and financial mechanisms for implementation; (ii) sub national: piloting an integrated surveillance and control framework to develop management approaches for cost-effective IAS in a high biodiversity landscape (the Juan Fernandez archipelago) and pilot the effectiveness of tools defined at the national level; and (iii) institutional and individual: building capacities and awareness-levels in governmental agencies and civil society needed to implement the pilot IAS system and to fully develop and implement a national level IAS framework



**China: Securing Biodiversity Conservation and Sustainable Use in China's Dongting Lake Protected Area (FAO; GEF-\$3.0 million; Cofinance-\$6.2 million; Total cost-\$9.2 million)**

The overall goal of the project is to secure the conservation of biodiversity of global importance in the Dongting Lake through strengthening existing management efforts and promotion Dongting Wetland Ecosystem's long term sustainable development. The project activities will build on the existing UNDP/GEF Wetlands Project that created the acceptance in China of the need for improved wetland management systems. This project will develop these efforts further by achieving the following specific objectives: 1) strengthen the existing institutional and policy framework; 2) strengthen the existing network of wetland nature reserves; 3) promote an integrated ecosystem-wide planning; 4) identify and demonstrate sustainable and/or alternative livelihoods designed to reduce human pressure on the Wetlands; 5) increase institutional capacity and public awareness and support for wetlands conservation.

**China: CBPF-MSL Main Streams of Life – Wetland PA System Strengthening for Biodiversity Conservation (UNDP/FAO; GEF-\$16.8 million; Cofinance-\$142.6 million; Total cost-\$159.4 million)**

China is home to all the 42 types of wetlands that are classified by the International Convention on Wetlands. Despite their importance for biodiversity conservation and national development, China's wetlands are under increasing pressure from various factors, including human activities and climate change. This Program aims at catalyzing the sustainability of the National Protected Area System for conservation of China's globally significant wetland biodiversity. The Program will achieve this goal through a three-tiered approach (national, provincial and site). At the national level, it aims to create a strong national system for managing the wetland PA sub-system, strengthening key PA management capacities and tailoring the regulatory framework to better address the specificities of wetland PAs, and establishing mechanisms to systematically reduce threats to wetland PAs posed by different sector activities. At the provincial level, interventions will be developed affecting seven provinces, which harbor important wetland biodiversity, addressing the management needs of different wetland types and varied threats and the socioeconomic context of respective areas. Within these, through the site level interventions, the Program will demonstrate unique models of increased PA management effectiveness in wetland PAs with different types of wetlands, and inform the rest of wetland PAs country wide through knowledge management and sharing mechanisms. The Programme thus focuses on the wetland PA sub-system, and comprises seven projects; one national level project and six provincial level projects.

**China: A Landscape Approach to Wildlife Conservation in Northeastern China (World Bank; GEF-\$3.0 million; Cofinance-\$15.0 million; Total cost-\$18.0 million)**

The objective of this project is to create the ecological and policy conditions for recovery of threatened biodiversity in priority ecological landscapes in Northeastern China, using the Amur Tiger as an indicator species. The Project will take a landscape approach to prioritizing areas for action and piloting and demonstrating key interventions which can then be mainstreamed and taken to scale to enhance the sustainability of Protected Area Systems at provincial and national levels. To realize the potential for biodiversity recovery through ecosystem rehabilitation of priority landscapes, the project would focus on several major fronts: 1) coordinating economic development planning to support biodiversity friendly sectoral policies and planning frameworks in targeted landscapes; 2) enhancing the effectiveness of protected area/network management by

increasing wildlife carrying capacity, and effective law enforcement and monitoring in protected areas and the production landscape; and 3) reducing human/wildlife conflict by increasing benefits to and buy-in from local communities for wildlife conservation.

**Colombia: Conservation of Biodiversity in Landscapes Impacted by Mining in the Choco Biogeographic Region (UNDP; GEF-\$5.9 million; Cofinance-\$40.2 million; Total cost-\$46.1 million)**

The Chocó Biogeographic Province in Colombia is one of the most important storehouses of globally important biodiversity. The project objective is to safeguard biodiversity in the Choco biogeographic region from the direct impacts of gold, silver and platinum mining and indirect impacts of mining. The project is designed as a precautionary measure, to ensure that mining development does not occur at the expense of biodiversity. The project will address 2 sets of issues: 1) put in place incremental safeguards to protect biodiversity, by modifying policies and legislation governing the mining sector and elaborating the measures to reduce and mitigate impacts over and above baseline requirements. This includes building the institutional capacity for a mining offsets programme (where mining cannot be avoided or the impacts effectively mitigated) to protect equivalent biodiversity threatened by other anthropogenic pressures, and to strengthen the compliance monitoring and enforcement system; 2) develop the capabilities of the state to manage the indirect threats of mining (i.e., increased population in the mining regions, placement of infrastructure, roads, expansion of farms ) in biodiversity-rich landscapes in the Chocó biogeographic region.

**Costa Rica: Conservation, Sustainable Use of Biodiversity, and Maintenance of Ecosystem Services of Internationally Important Protected Wetlands (UNDP; GEF-\$3.8 million; Cofinance-\$17.1; Total cost-\$20.9 million)**

Costa Rica contains well over 350 wetlands, which cover close to 7% of the national territory, of which approximately 30% are formally protected and 12 have been declared internationally important (Ramsar sites). This project will contribute to increasing the long-term conservation and sustainable management of wetlands of international importance in Costa Rica, and thus serve to maintain globally significant biodiversity and vital ecosystem services. The project will achieve the following: the establishment or expansion of at least one new PA to address the current conservation gaps; the improved management of seven PAs; and the implementation of several financial mechanisms to ensure sustainable financing, including wetland banking, REDD+, and the adaptation of the existing PES system. The project will make an innovative contribution to the field of conservation financing as these mechanisms have never before been implemented in wetlands in the Latin American and Caribbean region. Project activities will result in the removal of critical institutional capacity barriers to manage these ecosystems and financial barriers that undermine the conservation and sustainable use of these wetland ecosystems.

**Costa Rica: Sustainable Management of Ecosystem Services: a model for Conservation and Sustainable Use of Biodiversity in Terrestrial Landscapes (IADB; GEF-\$3.7 million; Cofinance-\$15.5 million; Total cost: \$19.1 million)**

The objective of this project is to improve biodiversity conservation and sustainable use through the management of landscape ecosystem services. The objective will be accomplished through the implementation of the following key components: 1) characterization and assessment of

ecosystem services; 2) development of a legal and policy framework incorporating an ecosystems approach; and 3) sustainable management of ecosystem services in the Norte region of the country. Under Component 1, based on studies prepared by this project, three ecosystem services will be identified and characterized, and their contribution to biodiversity will be assessed. This information will then feed into land use planning at the local level (Component 2) and the design of compensation schemes (Component 3). Component 2 will address weaknesses in Costa Rica's environmental legislation at the national and local levels by developing a policy framework based on an ecosystems approach. This will include revision of the Urban Planning Law, national guidelines for the design of municipal and regional ecosystem use plans, and preparation of National Conservation Policy. Component 3 will focus on improving the conservation and use of biodiversity by developing local land use incentive mechanisms, which compensate land use decision makers for the adoption of biodiversity "enhancing" technologies or land use practices.

**Croatia: Strengthening the Institutional and Financial Sustainability of the National Protected Area System (UNDP; GEF-\$4.9 million; Cofinance-\$17.3 million; Total cost-\$22.2 million)**

The project will seek to conserve globally significant marine and terrestrial biological diversity in Croatia, through effective management of the PA system. The project will make a paradigm shift within the national PA system from decentralized PA sites to a national centralized PA system. PAs, comprising of 19 sites, are currently not effectively managed. The current arrangement lacks coordination, accountability, control mechanisms and national support systems. The project will achieve this through improving PA management effectiveness and increasing PA Finance. It will put in place a national PA Agency with cost-effective centralized functions, effective operations in 19 PAs, and a clear mandate established and accountable to a multi-stakeholder Board. PA Agency staff will be capacitated and resourced through the project. The project will also address the financial sustainability of the National PA System through the development and implementation of a Sustainable Financing Plan. The project will broker adequate funding from Government and donor funds and put in place the institutional arrangements for the management of these funds. New mechanisms of diversifying the revenue sources will be tested and appropriate policies and legislation proposed to upscale to other areas. An effective fee collection system will be emplaced in the PAs and staff of the protected areas will be capacitated through financial sustainability training courses.

**Cuba: A Landscape Approach to the Conservation of Threatened Mountain Ecosystems (UNDP; GEF-\$7.6 million; Cofinance-\$40.8 million; Total cost-\$48.3 million)**

The project will make a paradigm shift in biodiversity conservation and PA area management in Cuba, from a site based approach to a landscape approach that integrates PAs into the surrounding areas. This is necessary in order to protect core refugia for biodiversity, while addressing fragmentation from production practices in the landscape as a whole, and countering threats such as fire and pollution. Hence, the strategic landscape approach supported through this project will constitute an innovative approach and contribute to strengthening the management effectiveness of the PA system. The project will focus on threatened mountain ecosystems located in the principal mountain ranges of the country. It will work across altitudinal gradients reaching from mountain ridges to foothills in order to maintain functional connectivity. The project will be implemented through the following Components: 1) Systemic landscape management framework. 2) Management effectiveness for core PAs and their areas of influence

in threatened mountain ecosystems; and 3) Conservation compatible production systems in threatened mountain ecosystems and conservation corridors leading down to the coast.

**Ecuador: Landscape Approaches in Ecuador's National Protected Area System to Improve Conservation of Globally Endangered Wildlife (UNDP; GEF-\$4.5 million; Cofinance-\$18.8 million; Total cost-\$23.3 million)**

The project aims to achieve a paradigm shift in the management of Ecuador's PA system from the existing site-focus to one that adopts a landscape-wide approach that improves habitat and connectivity for wildlife needs and enhances coordinated institutional action for reducing illegal hunting and wildlife trade. The project will strengthen the capacities of PA institutions and local governments to integrate the landscape approach for wildlife conservation into their management procedures and planning processes; support the development and application of effective conservation and management strategies for wildlife in PAs and the surrounding landscapes; facilitate the participation of indigenous nationals and local communities in wildlife conservation and management; strengthen enforcement wildlife regulations and promote management practices and zoning in the landscapes surrounding PAs.

**Ecuador: Mainstreaming of the Use and Conservation of Agro-biodiversity in Public Policies through Integrated Strategies and in situ Implementation in three Provinces in the Andean Highlands (FAO; GEF-\$1.3 million; Cofinance-\$5.0 million, Total cost-\$6.3 million)**

The project objective is to integrate the use and conservation (ex-situ and in-situ) of agro-biodiversity in Ecuadorian highland provinces of Loja, Chimborazo, and Imbabura with the aim of contributing to the sustainable management and resilience of agro-ecosystems in the Andean and other similar mountain dry-land regions. It will focus on a group of native plants that are considered "forgotten" and are receiving little attention from the scientific community. The project operates in the alliance with public sector (INIAP-National Institute of Agricultural Research), the civil society (Heifer Ecuador), and the farmers' organizations in the three provinces. It is organized in the following four Components: 1) Integration of the sustainable use and conservation of agro-biodiversity in public policies; 2) Scaling-up of good practices in conservation and sustainable use of agro-biodiversity in-situ and ex-situ; 3) Education and awareness-raising programs for decision-makers, teachers and consumers.

**Eritrea: Integrated Semenawi and Debubawi Bahri-Buri-Irrori- Hawakil Protected Area System for Conservation of Biodiversity and Mitigation of Land Degradation (UNDP; GEF-\$6.0 million; Cofinance-\$10.6 million; Total cost-\$16.6 million)**

The project will address the lack of the national framework in for the management of protected areas by supporting operationalization of a National Protected Area system. It will do so by establishing the necessary institutional framework and capacity for management, as well as gazetting and operationalising management in the Semenawi and Debubawi Bahri-Buri-Irrori-Hawakil Protected Area cluster, which will provide the initial heart of the PA system. These areas will be zoned into national parks and limited use marine and terrestrial Reserves encompassing areas of highest biodiversity significance. The project will further seek to address threats to biodiversity in immediately surrounding areas, also critical for biodiversity, but where human settlements preclude the establishment of strict protected areas. Land degradation in these areas poses a critical risk to habitats, and is threatening flora and fauna. A total of 190,777

hectares of land will be designated as Managed Resource Use PA (IUCN category 6) to contain these pressures. SLM technologies will be promoted to combat land and accompanying habitat degradation, and reduce the vulnerability of the communities to climate change and poverty, thereby containing the threats to biodiversity in this landscape.

**Georgia: Expansion and Improved Management Effectiveness of the Adjara Region's Protected Areas (UNDP; GEF-\$1.3 million; Cofinance-\$5.1 million; Total cost-\$6.4 million)**

The project objective is to conserve globally significant biological diversity in the Adjara region of Georgia, through effective management of a cluster of protected areas and expanding the protected area estate. The project will enhance the management effectiveness of the existing PAs in order to increase the conservation status of the forest ecosystem, and particular that of the unique Colchic Forest type that is found in this region. The project will put in place enforcement and monitoring system and a platform for information sharing in collaboration with the local communities. Community-based organizations will be established in buffer zones, with the roles and responsibilities defined for the co-management of the natural resources with the park authority. In order to increase the representation of the forest ecosystem, and specifically the Colchic Forest type in the national PA system representation, a new protected area will be established, equipped and capacitated through the project.

**Global: Support to GEF Eligible Parties (LDCs & SIDs) for the Revision of the NBSAPs and Development of Fifth National Report to the CBD - Phase 1 (UNEP; GEF-\$6.8 million; Cofinance-\$6.5 million; Total cost-\$13.3 million)**

With the overarching goal of integrating CBD Obligations into National Planning Processes through Enabling Activities, the main objective of this project is to enable GEF eligible LDCs and SIDs to revise the NBSAPs and to develop the Fifth National Report to the CBD. Specifically, the project will integrate the obligations of these countries under CBD into their national development and sectoral planning frameworks through a renewed and participative 'biodiversity planning' and strategizing process, in a manner that is in line with the global guidance contained in the CBD's Strategic Plan for 2011-2020. This Umbrella Program was divided into 2 Phases of up to 30 countries each. Phase I includes the following 30 countries: *Benin, Bhutan, Cambodia, Cape Verde, Central African Republic, Djibouti, Dominica, DR Congo, Equatorial Guinea, Gambia, Grenada, Guyana, Lao PDR, Liberia, Madagascar, Malawi, Maldives, Mauritania, Nepal, Niue, Palau, Rwanda, Solomon Islands, St. Kitts & Nevis, St. Vincent & Grenadines, Togo, Tonga, Uganda, Vanuatu, Zambia*. Each country will implement the following similar set of activities in order to revise their NBSAPs: 1) Stocktaking and Assessment; 2) Setting national targets, principles, & priorities of the strategy; 3) Strategy and action plan development; 4) Development of Implementation plans and related activities; and 5) Institutional, monitoring, reporting and exchange.

**Global: Support to GEF Eligible Parties (LDCs & SIDs) for the Revision of the NBSAPs and Development of Fifth National Report to the CBD - Phase II (UNEP; GEF-\$6.1 million; Cofinance-\$5.1 million; Total cost-\$11.2 million)**

With the overarching goal of integrating CBD Obligations into National Planning Processes through Enabling Activities, the main objective of this project is to enable GEF eligible LDCs and SIDs to revise the NBSAPs and to develop the Fifth National Report to the CBD. Specifically, the project will integrate the obligations of these countries under CBD into their

national development and sectoral planning frameworks through a renewed and participative ‘biodiversity planning’ and strategizing process, in a manner that is in line with the global guidance contained in the CBD’s Strategic Plan for 2011-2020. This Umbrella Program was divided into 2 Phases of up to 30 countries each. Phase 2 includes the following 27 countries: *Afghanistan, Angola, Antigua & Barbuda, Barbados, Burkina Faso, Burundi, Chad, Comoros, Dominican Republic, Ethiopia, Guinea Bissau, Haiti, Kiribati, Lesotho, Mali, Marshall Islands, Mozambique, Myanmar, Nauru, Niger, Saint Lucia, Samoa, Sao Tome & Principe, Senegal, Sierra Leone, Tanzania, Timore-Leste*. Each country will implement the following similar set of activities in order to revise their NBSAPs: 1) Stocktaking and Assessment; 2) Setting national targets, principles, & priorities of the strategy; 3) Strategy and action plan development; 4) Development of Implementation plans and related activities; and 5) Institutional, monitoring, reporting and exchange.

**Global: Enhancing the Conservation Effectiveness of Seagrass Ecosystems Supporting Globally Significant Populations of Dugong across the Indian and Pacific Oceans Basins (UNEP; GEF-\$4.9 million; Cofinance-&17.8 million; Total cost-\$22.7 million)**

The dugong, often known as the “sea cow”, is on the verge of disappearing from most of its range. Due to their life history of being long-lived and slow breeding, extensive range and their dependence on tropical seagrasses habitats, the dugong is particularly vulnerable to both human-related influences and indirect anthropogenic threats to their habitats. The overall goal of this project is to enhance the conservation effectiveness of protected and non-protected areas hosting significant populations of Dugong across the Indian and Pacific Oceans Basins, through sustainable community-led stewardship and socio-economic development. In collaboration with the GEF Blue Forest Project, the project will develop and trial innovative tools which incorporate ecosystem services. The project - implemented both regionally and at the national level - will provide a springboard for developing new and strengthening existing local, national, regional and international partnerships that are absolutely indispensable for restoring the conservation status of the dugong to a more favorable state across its entire range. Using dugongs as a flagship species, the project will not only provide significant improvement in its survival rates but also the protection of seagrass and associated mangrove and reef ecosystems, wider improvements in coastal biodiversity and environmental services including preservation of fish nurseries, increasing coastal carbon sequestration, and buffers from climate change impacts. The project activities will be implemented under the following Components: 1) Protected Areas and Site-level Management at globally important sites; 2) Removal of Knowledge Barriers - targeted research on the status and distribution of the Dugong and Seagrass habitats; 3) National and regional plans and mainstreaming; and 4) Capacity development and training, public awareness and regional-level information exchange.

**Guatemala: Conservation and Sustainable Use of Biodiversity in Coastal and Marine Protected Areas (UNDP; GEF-\$5.4 million; Cofinance-\$16.2 million; Total cost-\$21.6 million)**

The project objective is to promote the conservation and long-term sustainable use of marine and coastal biodiversity of global importance through effectively and equitably managed MPAs, which will contribute to improving the economic welfare of the Guatemalan population. Component 1 will strengthen Guatemala’s existing MPA legal, institutional, and financial framework for the protection and sustainable use of the country’s marine-coastal biodiversity. Three new MPAs will be created and two existing MPAs expanded in the Pacific region of the

country. Component 2 will enhance the institutional and individual capacities for effective MPA management. The project will establish Marine Units within the national authorities to increase the institutional capacity for effective MPA planning and management, and to improve conservation in buffer areas. Component 3 will address threats from key sectors in order to enhance MPA management. The project will allow the development of three cooperation agreements between PA authorities and the energy, fisheries, and maritime ports/transportation sectors, which will contribute to the conservation and sustainable use of biodiversity in four MPAs and their buffer zones.

**Honduras: Strengthening the Sub-system of Coastal and Marine Protected Areas (UNDP; GEF-\$3.1 million; Cofinance-\$11.5 million; Total cost-\$14.6 million)**

The project objective is to promote the conservation of biodiversity through the expansion of the effective coverage of MCPAs in Honduras. The project will focus on the north (Caribbean) coast of the country, which accounts for more than 80% of the total length of the country's coastline. Under Component 1, the project will invest in increasing the area of globally important coastal and marine ecosystems and taxa that are included in formally declared PAs. Component 2 will focus on improving management effectiveness of the existing and new PAs. Strategic Management Plan will be developed for the PA subsystem as a whole, which will be taken into account in other regional planning instruments and in strategic environmental impact assessments of proposed developments in sectors such as tourism and petrochemicals. The project will also support the development of monitoring systems, databases and information management systems to guide management planning and decision making. The development of an integrated system for fisheries monitoring and regulation will be a particularly innovative aspect. Under Component 3, development of financial sustainability strategies at the level of the coastal/marine PA sub-system as a whole, and in individual MCPAs will be supported.

**India: Developing an effective multiple use management framework for conserving biodiversity in the mountain landscapes of the High Ranges, Western Ghats (UNDP; GEF-\$6.4 million; Cofinance-\$30.0 million; Total cost-36.4 million)**

The project will conserve globally significant biological diversity in the High Ranges of the Western Ghats. It will put in place a cross-sectoral land use management framework, and compliance monitoring and enforcement system to ensure that development in production sectors such as tea, cardamom and tourism is congruent with biodiversity conservation needs. The project will seek to establish a conservation compatible mosaic of land uses, anchored in a cluster of protected areas, managed to protect wildlife refugia and corridor areas on production lands. The project will engineer a paradigm shift from current sector based and unsustainable practices to integrate multiple use management of mountain landscapes. These objectives will be achieved through implementing the following Components: 1) Effective governance framework for Multiple Use Mountain Landscape; 2) Applying Multiple Use Mountain Landscape management; 3) Strengthened community capacities for community based sustainable use and management of wild resources.

**Indonesia: Enhancing the Protected Area System in Sulawesi (E-PASS) for Biodiversity Conservation (UNDP; GEF-\$6.2 million; Cofinance-\$43.8 million; Total cost-\$50.0 million)**

The project seeks to strengthen PA management in the endemic- rich Sulawesi island group in Indonesia and reduce threats to biodiversity in the PAs. By strengthening the core PA

management and increasing conservation outcomes in Sulawesi, the project will serve to increase the overall effectiveness of the national PA system, in which Sulawesi plays a key part. The project will achieve the objective by removing systemic and institutional barriers to improved PA management and sustainable financing at the national, provincial and site levels. An island-wide system for biodiversity monitoring will be established for the first time and a poaching and wildlife trade surveillance system will be operationalized. The Sulawesi PA system will be consolidated through realignment and modest expansion, increasing the coverage of the PAs in under-represented vegetation types as well as including important carbon sinks and areas of ongoing deforestation / degradation. Financing sustainability will be improved through management needs-based financial planning, PA revenue diversification, and quantification of the value of the PA system. PA management capacities will be improved both on the ground and in the Sulawesi PA system, and local threats will be reduced through multiple benefit planning and implementation as well as through collaborative management of PAs and buffer zones. PA expansion and financing strategies will be harmonized with the ongoing REDD Plus process currently being supported by UN-REDD and others.

**Indonesia: Transforming Effectiveness of Biodiversity Conservation in Priority Sumatran Landscapes (World Bank; GEF-\$9 million; Cofinance-\$52.7 million; Total cost-\$61.7 million)**

The project objective is to enhance biodiversity conservation in priority landscapes in the island of Sumatra, Indonesia's largest wholly owned island, through adoption of best management practices in PAs and adjacent production landscapes, using tiger recovery as a key indicator of success. The project will focus on an area that includes some of the most important forests for biodiversity. The project aims to address a range of institutional, governance and financial issues underpinning the problems and create a model biodiversity management system operating across the landscape that can be scaled up across Sumatra and, potentially, beyond. The project will be implemented through three core components: 1) Increasing effectiveness of key PA management institutions; 2) Developing inter-sectoral governance systems in priority landscapes; and 3) Sustainable funding for biodiversity management in priority landscapes.

**Iran: Building a Multiple-Use Forest Management Framework to Conserve Biodiversity in the Caspian Forest Landscape (UNDP; GEF-\$2.0 million; Cofinance-\$5.2 million; Total cost-\$7.2 million)**

The project objective is to put in place a collaborative governance system and know-how for managing a mosaic of land uses in the Caspian forest that provides habitat integrity and helps maintain landscape level ecosystem functions and resilience. It will do this by strengthening the national and local policy framework governing land use in the Caspian forests, enhancing the rights and roles of the local communities in forest management, and demonstrating ways and means of improving management (including land use planning, zoning, compliance monitoring and enforcement). The project will trigger a paradigm shift from sector-focused management to multiple use management, to reduce the conjunction pressures arising from different land uses. This multi-use landscape level planning approach is expected to serve as a new model for managing similar mountain forest areas in the country.



**Jordan: Mainstreaming Biodiversity Conservation in Tourism Sector Development in Jordan (UNDP; GEF-\$2.8 million; Cofinance-\$8.7 million; Total cost-\$11.5 million)**

Tourism is one of the main pillars of the Jordanian economy, accounting for 14% of GDP in 2010. This project is designed to reduce threats to biodiversity from the current and future development of this fast growing sector. The project aims at ‘mainstreaming’ biodiversity conservation into tourism sector development in Jordan, specifically in critical areas for biodiversity in the Jordan Rift Valley. It will achieve this objective based on the following Components: 1) Strengthened policy and regulatory framework for mainstreaming biodiversity into tourism development in Jordan; 2) Improved institutional framework for the implementation of biodiversity friendly tourism development measures in high conservation value areas; 3) Strengthened ecological and financial viability of PAs to address emerging threats from tourism.

**Kenya: Enhancing Wildlife Conservation in the Productive Southern Kenya Rangelands through a landscape approach Kenya (UNDP; GEF-\$4 million; Cofinance-\$28.0 million; Total cost-32.0 million)**

The greater Amboseli is part of the Maasai lands in the Southern Kenya rangelands. The project objective is to ensure that biodiversity of the greater Amboseli is protected from existing and emerging threats through building an effective collaborative governance framework for multiple use management of mountain landscapes. The project will achieve the objective by introducing a resource governance model that allows communities and conservationists to utilize revitalized skills, and, guided by a knowledge based landscape planning, take advantage of modified policies and market based incentives to balance resource use and resource conservation across the greater Amboseli. Facilitated by the project, the stakeholders will map out and secure wildlife dispersal areas, connectivity corridors between the core PAs of Amboseli, Tsavo and Chyulu, and expand the Kimana animal sanctuary to offer greater protection of selected species. They will also catalyze a shift from the current sector-focused planning to a more integrated land use planning system. This will ensure that different production activities across economic sectors factor in considerations for long-term biodiversity conservation; thus increasing productivity of livestock and agriculture while protecting environmental services, including the watershed services of the Chyulu hills. The project is organized in the following components: 1) Effective governance framework for Multiple Use of the Greater Amboseli ecosystem; 2) Reducing threats from the wider landscape; and 3) Increased benefits from tourism shared more equitably.

**Mexico: Strengthening Management Effectiveness and Resilience of Protected Areas to Protect Biodiversity under Conditions of Climate Change (UNDP; GEF-\$10.3 million; Cofinance-\$45.4 million; Total cost-\$55.7 million)**

The proposed project aims to transform management and coverage of terrestrial and coastal PAs in Mexico to alleviate the direct and indirect impacts of climate change on globally significant biodiversity. The project will focus on strengthening the capacities of PAs to withstand and adapt to the impacts of climate change and thereby to continue to yield ecosystem goods and services at national and international levels. This will be achieved through a three-pronged approach: development of management systems (monitoring and early warning systems, management decision making tools and sustainable financing) in order to optimize readiness at national level to address the anticipated implications of climate change for the PA system as a whole; expanding PAs in landscapes that are particularly sensitive to climate change, in order to protect

refugia and corridors; and building readiness to address specific climate change impacts in vulnerable PAs.

**Mexico: Enhancing National Capacities to Manage Invasive Alien Species (IAS) by Implementing the National Strategy on IAS (UNDP; GEF-\$5.5 million; Cofinance-\$24.2 million; Total cost-\$29.7 million)**

The project objective is to safeguard globally significant biodiversity in vulnerable ecosystems by building capacity to prevent, detect, control and manage IAS in Mexico. Under Component 1 the project will develop a suite of decision-making tools aimed at informing cost effective management decision to address IAS threats in key landscapes and key sectors (aquarium trade, aquaculture, trade of wildlife and forest products in particular). To this end, the project will place special emphasis on early detection and prevention systems, as well as the use of risk analyses to identify IAS with the most potential environmental and economic impact on Mexico, in order to establish clearly agreed priorities for IAS management interventions. At site level, under Component 2, the project will put emphasis on a combination of two approaches: prevention of new introductions and integrated IAS management including containment of populations below thresholds. At targeted PA island sites, the project will work with key partners to continue and expand IAS management programmes on 13 priority islands in 6 island groups.

**Mexico: Integrating the Management of Protection and Production Areas for Biodiversity Conservation in the Sierra Tarahumara of Chihuahua (UNEP; GEF-\$ 5.0 million; Cofinance-\$21.2 million; Total cost-\$26.2 million)**

The Sierra Tarahumara is a mountainous area located in the Sierra Madre Occidental in the state of Chihuahua, Mexico. The need to share and utilize the land and the water resources of the Sierra Tarahumara in a sustainable manner is at the core of this project. The project aims to respond to these issues using an integrated, participatory approach known as IRBM (Integrated River Basin Management), at the headwaters of the Rio Conchos and the Rio Fuerte River Basins. This comprises on the one hand promoting the establishment of voluntary protection areas at the community level to strategically increment the area of selected ecosystem types for increased habitat connectivity. On the other, it means fostering sustainable production protocols dealing with the main drivers of degradation and sustainable use protocols in selected sectors regarding key ecosystem services, in particular biodiversity and water. The project is organized in the following three components: 1) Scientific base and tools for decision-making; 2) Environmental governance framework and policy alignment for ecosystem management; and 3) Pilot-scale interventions to implement IRBM in strategically selected pilot areas covering some 400,000 hectares.

**Mongolia: Network of Managed Resource Protected Areas (UNDP; GEF-\$1.4 million; Cofinance-\$3.7 million; Total cost-\$5.1 million)**

The project is aimed at catalyzing the strategic expansion of Mongolia's PA system through establishment of a network of Managed Resource Protected Areas in under-represented terrestrial ecosystems, catering for the dual objectives of biodiversity conservation and livelihood enhancement. The Project focuses on integrating Managed Resource Protected Areas (PAs) into the PA system as a new category, as well as strengthening capacity for the co-management of PAs by government- private sector- NGO-community partnerships, thus overcoming barriers to PA system expansion. This will allow for an expansion of the PA system by 3.9 million ha,

including additional terrestrial ecosystems, such as steppes and forest. The new PAs will also provide increased protection to a number of threatened species including musk deer, snow leopard and taimen fish. The project is organized in the following Components: 1) Establishment of new PA category for strategic PA expansion; 2) Emplacement of institutional capacity and resource base development to ensure sustainability of Managed Resource protected areas.

**Namibia: Strengthening the Capacity of the Protected Area System to Address New Management Challenges (UNDP; GEF-\$4.1 million; Cofinance-\$16.1 million; Total cost-\$20.2 million)**

The project objective is to strengthen Namibia's PA system and its financial sustainability through improving current systems for revenue generation, introduction of innovative revenue generation mechanisms; and cost effective enforcement through application of the Enforcement Economics Model. This will be achieved through three complementary Components: 1) Improving current systems for revenue generation and developing new mechanisms for revenue generation. This will include support for setting up a PA Finance Planning Unit within the responsible Ministry, and establishing new communal conservancies to develop and implement business plans based on tested business models; 2) Cost-effective law enforcement through applying sound principles of the enforcement economic model; 3) Integrated fire management, comprised of fire prevention activities, prescribed burning, fire detection, fire suppression and rehabilitation of fire damaged areas. Each PA will be supported to develop a fire management plan to be incorporated in their overall PA management plans

**Nepal: Integrating Traditional Crop Genetic Diversity into Technology Using a BD Portfolio Approach to Buffer Against Unpredictable Environmental Change in the Nepal Himalayas (UNDP; GEF-\$2.4 million; Cofinance-\$5.4 million; Total cost-\$7.8 million)**

The project objective is to mainstream the conservation and use of agricultural biodiversity in the mountain agricultural production landscapes of Nepal to improve ecosystem resilience, ecosystem services and access and benefit sharing capacity in mountain ecosystems. The project is comprised of the following Components: 1) Mainstreaming mechanisms that integrate diversity-rich solutions into breeding and technology, with different range of diversity-rich practices and options compared to determine appropriate spatial and temporal scales to manage cold and drought stress; 2) Increasing access to local agricultural biodiversity planting materials (seeds, clones) through capacity development and promotion of national policies and institutions that are more directed to supporting farmers' seed systems; 3) Promoting an enabling environment for access and benefit sharing of local agricultural biodiversity planting materials. Activities will include identification of national laws and policies that encourage benefit-sharing with farming communities and the formulation of provisions or the practices on data sharing and access to materials, development of the portfolio of potential benefit-sharing mechanisms, and capacity building for national partners.

**Peru: Strengthening Sustainable Management of the Guano Islands, Islets and Capes National Reserve System (World Bank; GEF-\$8.9 million; Cofinance-\$32.0 million; Total cost-\$40.9 million)**

The project objective is to improve management of marine and coastal ecosystems and protect biological diversity through institutional strengthening and support for collaborative regional projects for the Guano Islands, Islets and Capes National Reserve System of Peru. Component 1

of the project will develop planning tools and institutional capacity to improve the knowledge base and the management of the marine ecosystem represented in these islands and capes. It will also carry out investments to improve the existing control and surveillance systems and establish a more integrated and coordinated system. Under Component 2 the implementation of management activities, with the direct participation of local actors such as tourism operators, artisanal fisheries associations, local/regional governments, will be supported aimed at reducing threats and improving the long-term sustainability of marine resources. More sustainable resource use practices will be introduced (guano extraction, fishing, tourism, etc.) by improving the level and type of extractive activities, adding value to products and services, and seeking to connect them to higher-value markets.

**Peru: Conservation and Sustainable Use of High-Andean Ecosystems through Compensation of Environmental Services for Rural Poverty Alleviation and Social Inclusion in Peru (IFAD; GEF-\$5.4 million; Cofinance-\$29.0 million; Total cost-\$34.4 million)**

The project is aimed at protection and sustainable use of High Andes ecosystems of Peru that provide environmental services, especially biodiversity and water, by transferring economic resources from downstream beneficiaries to upstream rural communities. The project is designed in the following two Components: 1) conservation and sustainable management of High Andes ecosystems. The specific activities will include conservation of relict forest land, bofedales and other High Andean wetlands, improved management of forest rangelands, and promotion of sustainable agriculture; 2) improvement of the institutional framework for ES in Peru through implementation of PES/CES schemes. Under this Component the project will support preparatory activities and start-up costs to make the PES/CES operational, including establishment of three watershed committees and two trust funds to provide incentives to environmental service providers.

**Philippines: Strengthening the Marine Protected Area System to Conserve Marine Key Biodiversity Areas (UNDP; GEF-\$8.0 million; Cofinance-\$37.7 million; Total cost: \$45.7 million)**

The project objective is to strengthen the conservation, protection and management of key marine biodiversity areas in the Philippines, by bringing a comprehensive, adequate, representative and resilient sample of marine biodiversity under protection in Marine PAs and MPA networks. The project will greatly expand the area of marine and coastal biodiversity under protection and strengthen the management and conservation of existing MPAs by increasing technical and insitucional capacities for MPA management and by increasing, systematizing and streamlining funding flows for MPA management. The project will achieve its objective through the following three components: 1) Effective Management of MPAs; 2) MPA financing; 3) Policy Harmonization and Implementation. The global benefits to be generated include a 10% increase in key marine biodiversity areas under protection, with a net addition of at least 441,262.8 ha, and the improved management of at least 95 existing MPAs (out of an estimated total of approximately 600) covering approximately 400,000ha. Greater coordination and coherence, strengthened management capacity at national and local levels and increased and more predictable funding flows will result in the creation of a robust, representative and resilient system of marine PAs safeguarding an important sample of the Philippines' marine biodiversity.

**Sao Tome and Principe: Integrated Ecosystem Approach to Biodiversity Mainstreaming and Conservation in the Buffer Zones of the Obo National Park (IFAD; GEF-\$2.5 million; Cofinance-\$8.4 million; Total cost-\$10.9 million)**

The project aims at promoting biodiversity mainstreaming through an integrated ecosystem approach in the buffer zones of the Obo National Park by associating conservation-related investments and economic opportunities to reduce pressure on natural resources and ecosystems of global environmental value. Component 1 of the project, institutional support for biodiversity mainstreaming, aims at strengthening institutional coordination between key stakeholders in terms of policy guidelines, planning, knowledge management, and implementation of conservation efforts in the buffer zone of the Park through community involvement. Component 2 will focus on integrated ecosystem management for biodiversity conservation in the buffer zone of the Park through biodiversity management in shadow forest areas. It will also include creation of two pilot Marine Managed Areas for sustainable management of coastal and marine fish stocks and associated biological diversity. Component 3 will develop a monitoring and evaluation system for the project including indicators, methodologies, and responsibilities for monitoring of changes in the quality biodiversity levels and in poverty reduction.

**South Africa: Improving Management Effectiveness of the Protected Area Network (UNDP; GEF-\$8.5 million; Cofinance-\$47.5 million; Total cost-\$56.0 million)**

The current South African PA estate does not effectively represent the full range globally important species and habitats; and as a result, key critical biodiversity areas remain under protected. The project seeks to expand representation of globally important terrestrial and marine habitats by establishing new PAs covering 197,000 ha. The project also seeks to improve management effectiveness and reduce external threats to existing PAs covering 1,000,000 ha. The project will engender a paradigm shift from direct purchase of land for PA expansion by demonstrating that PAs can be expanded using an efficient and cost effective approach in partnership with private landowners and communities. This in turn delivers the required biodiversity benefits without placing unsustainable financial strain on the rest of the PA network. The project will be implemented through the following three complementary components: 1) Implementation and Operationalization of the National PAs Expansion Strategy; 2) Improve Management Effectiveness of New and Existing PAs; 3) Cost Effective Expansion of the PA Network.

**Tanzania: Kihansi Catchment Conservation and Management Project (World Bank; GEF-\$6.0 million; Cofinance-\$18.3 million; Total cost-\$24.3 million)**

The project will support integration of environmental dimensions into the water resources management and development framework at the river basin level under the Water Sector Development Project (WSDP) in Tanzania. WSDP is a \$1,255 million sector wide program supported by numerous agencies. The specific objective of this project is to mainstream biodiversity conservation and sustainable management of the Kihansi catchment of Rufiji basin, which harbors highly endemic and critically endangered species of global significance. GEF financing will support incremental natural habitat conservation activities that will complement, enhance, and leverage baseline investments in river basin management, laying the foundation for environmentally responsible GoT investments in river basin planning and management elsewhere in Tanzania. Under Component 1: Mainstreaming biodiversity conservation in catchment planning, the project will focus on the integration of biodiversity conservation

measures into the Rufiji basin management planning, capacity building and mechanisms for mainstreaming at a basin wide policy level. Under Component 2: Sustainable management of Kihansi catchment ecosystems, site level interventions will be implemented to ensure that the natural habitats knowledge base for the ecosystems in Kihansi is improved and that the catchment can be managed sustainably over the longer-term.

**Trinidad and Tobago: Improving Forest and Protected Area Management (FAO; GEF-\$2.8 million; Cofinance-\$11.4 million; Total cost-\$14.2 million)**

The overall project objective is to conserve biodiversity in Trinidad and Tobago by consolidating the PA system and enhancing capacity and finance for conservation management. The project is organized in the following components: 1) Improvements to the legal and institutional arrangements for PA management; 2) Improvements to infrastructure for biodiversity conservation and forest restoration; and 3) Development and testing of sustainable financing system. Under Component 1 the project will facilitate establishment of the PAs system at the national level. At least five sites will be legally gazetted, with management plans prepared and capacity building activities implemented in these pilot sites. Component 2 will support new investment in facilities and equipment and enable habitat enrichment activities on the ground. Under Component 3 a sustainable financing system will be developed at the national level in at least two PAs. Activities will include setting-up the fund for PA management, developing operating procedures, and training staff to operate the new system. At the site level, various options for raising funding will be explored, including introduction of user fees at two PAs.

**Uganda: Conservation and Sustainable Use of the Threatened Savanna Woodland in the Kidepo Critical Landscape in North Eastern Uganda (UNDP; GEF-\$3.2 million; Cofinance-\$10.4 million; Total cost-\$13.6 million)**

The overall project objective is to protect biodiversity of the Kidepo Critical Landscape in North Eastern Uganda from existing and emerging threats. Component 1: Strengthening management effectiveness of the Kidepo critical landscape PA cluster, will support efforts to elevate community wildlife areas to full PA status, strengthen enforcement, monitoring and other PA functions. The project will also improve the cost effectiveness of PA management, by developing a cluster management system—thus ensuring that PA functions are coordinated, and where necessary centrally delivered at a lower cost. Under Component 2: Integrating PA management in the wider landscape, integration of PA management into the wider landscape will be supported to secure wildlife corridors and dispersal areas. Sustainability thresholds will be established by defining off-take rates for shea tree harvesting; a management plan will be put in place and enforced; capacity of local governments will be built; and measures to improve market access for shea products will be put in place.

**Uruguay: Strengthening the Effectiveness of the National Protected Area System (SNAP) by Including a Landscape Approach to Management (UNDP; GEF-\$1.7 million; Cofinance-\$7.1 million; Total cost-\$8.8 million)**

The objective of the project is to strengthen the effectiveness of PAs in Uruguay as nuclei for the conservation of globally important species and ecosystems. This will be achieved by creating enabling conditions of institutional collaboration, policies, capacities and resources to support the implementation of this approach, tailoring and strengthening the management of the PAs in accordance with their insertion into the wider landscape, and promoting local level biodiversity-

friendly land uses; set asides and local corridors in the landscapes surrounding the PAs. A two pronged approach will be adopted. At the systemic level the project will focus on adapting national and sub-national land-use regulatory frameworks for including specific instruments for protecting biodiversity-important areas within production landscapes; provision of management and financial tools to incorporate the landscape approach into the SNAP regulatory and financial frameworks; and the development of a decision support system and training for integrating PA management with productive landscapes. This will provide the system support for site level work and provide the vehicle for replication of lessons learnt from the target areas to all other PAs that constitute the SNAP. At site level project interventions will strengthen land use planning to identify biologically important areas around PAs and strengthen and expand sets asides in properties alongside the uptake of biodiversity friendly production practices; build governance frameworks for harmonizing management of clusters of PA within the broader landscape and strengthening their core functions to address growing threats.

**Vietnam: Conservation of Critical Wetland PAs and Linked Landscapes (UNDP; GEF-\$3.3 million; Cofinance-\$14.6 million; Total cost-\$17.9 million)**

The project objective is to establish new wetland protected areas and to create capacities for their effective management to mitigate existing and emerging threats from connected landscapes. Under Component 1, the major thrust of the project support will be to strengthen government's capacities to lead the establishment and institutionalization of wetland PA management functions and sustainable financing of PAs at local and national levels. This will be complemented by updating of the most relevant wetland related national strategy and legal decree. At least two wetland PAs of global significance will be established. Under Component 2, the project will work at two landscapes (linked to the wetlands, at the same locations the two wetland PA sites) to support plans, capacities and implementation arrangements for their management. Here the "landscape" will be the areas that have direct physical or functional links with the wetland PAs. The project will support land use planning and emplacement of governance framework to address indirect threats to PAs emanating from the landscape, affecting the integrity of the wetland PA.

**ANNEX 9: SUMMARY DESCRIPTIONS OF MEDIUM-SIZE PROJECTS IN THE BIODIVERSITY FOCAL AREA APPROVED DURING THE REPORTING PERIOD**

**Global: Capacity Building for the Early Entry into Force of the Protocol on Access and Benefit Sharing (UNEP; GEF-\$0.9 million; Cofinance-\$1.2 million; Total cost-\$2.1 million)**

The projective objective is to assist GEF-eligible Parties to prepare for ratification and the early entry into force of the ABS Protocol through targeted awareness raising and capacity building. Targeting a participation of at least 50 countries, the project will address the capacity barriers and capacity building needs identified by developing country Parties to the Convention related to the early entry into force of the Protocol. The project is comprised of two main Components: 1) Development of Capacity Building Tools; 2) Building Readiness of Key Constituencies. Under Component 1, the project will develop capacity building training modules and awareness-raising and outreach materials on ABS, making use of existing materials. In addition, an online Portal on the Nagoya Protocol will be established that will include web-versions of awareness-raising and capacity-building material, a database on ABS measures world-wide and other relevant ABS developments. Under Component 2 targeted briefings for key partners and stakeholders will be organized to build political, legislative and policy readiness on ABS. ABS component will be integrated into regional and sub-regional NBSAP workshops planned for 2011 and 2012, including capacity building workshops for CBD focal points and other implementers. Capacity building workshops for ABS national focal points and indigenous and local communities will be organized back to back with the first and the second meetings of the Intergovernmental Committee for the Nagoya Protocol and the seventh meeting of the Ad Hoc Open-ended Working Group on Article 8J and Related Provisions.

**Global: Support to Preparation of the Second National Biosafety Reports to the Cartagena Protocol on Biosafety-North Africa , Asia, Central and Eastern Europe (UNEP; GEF-\$1.0 million; Cofinance-\$0.8 million; Total cost:\$1.8 million)**

This project is aimed to assist 41 GEF-Eligible countries to the Cartagena Protocol on Biosafety in the Central and Eastern European Region, Asia and six Arabic speaking Parties in North Africa to prepare and make a timely submission of their Second National Reports on measures that each Party has taken to implement the Protocol in line with Article 33. GEF funding will be utilized through UNEP to assist the Parties with necessary technical advisory support in data collection, consultations with the relevant stakeholders, interpretation of Protocol related issues and in the compilation, review and submission of the report in the required format. The project will be carried out through consultative workshops and interactive meetings at the national level. The various governmental departments serving as competent authorities will be consulted so as to establish the baseline information necessary in completing the National Report.

**Global: Support to Preparation of the Second National Biosafety Reports to the Cartagena Protocol on Biosafety-: Latin America, Caribbean and Pacific Regions (UNEP; GEF-\$0.9 million; Cofinance-\$0.8 million; Total cost-\$1.7 million)**

This project is aimed to assist 39 GEF-Eligible countries to the Cartagena Protocol on Biosafety in Latin America, Caribbean and Pacific Regions to prepare and make a timely submission of their Second National Reports on measures that each Party has taken to implement the Protocol in line with Article 33. GEF funding will be utilized through UNEP to assist the Parties with necessary technical advisory support in data collection, consultations with the relevant



stakeholders, interpretation of Protocol related issues and in the compilation, review and submission of the report in the required format. The project will be carried out through consultative workshops and interactive meetings at the national level. The various governmental departments serving as competent authorities will be consulted so as to establish the baseline information necessary in completing the National Report.

**Global: Support to Preparation of the Second National Biosafety Reports to the Cartagena Protocol on Biosafety-Africa (UNEP; GEF-\$1.0 million; Cofinance-\$0.8 million; Total cost-\$1.8 million)**

This project is aimed to assist 42 GEF-Eligible countries to the Cartagena Protocol on Biosafety in Africa to prepare and make a timely submission of their Second National Reports on measures that each Party has taken to implement the Protocol in line with Article 33. GEF funding will be utilized through UNEP to assist the Parties with necessary technical advisory support in data collection, consultations with the relevant stakeholders, interpretation of Protocol related issues and in the compilation, review and submission of the report in the required format. The project will be carried out through consultative workshops and interactive meetings at the national level. The various governmental departments serving as competent authorities will be consulted so as to establish the baseline information necessary in completing the National Report.

**Global: Partnering for Natural Resource Management - Conservation Council of Nations (CCN) (UNEP; GEF-\$0.9 million; Cofinance-\$1.4 million; Total Cost-\$2.3 million)**

The overall goal of this project is education and capacity development at the parliamentary level for conservation and sound natural resource management. The project will facilitate interaction between policymakers of CCN member nations and with leaders in the corporate, NGO, and institutional communities to form conservation caucuses within the legislatures of member nations. Specific project objectives are 1) to enable CCN members to generate, access, and use information and knowledge based on available science and expertise, and 2) to provide strengthened capacities for policy and legislation development to achieve global benefits. The project will be implemented through three Components. Component 1- Collaboration and commitment will focus on increased commitment and collaboration of CCN Partners to address global biodiversity, habitat loss and natural resource management. Under Component 2-Capacity building and exchanges, transferable capacity building programs will be established, serving to inject science into policy formulation – linking conservation and development, water, forests and biodiversity, health, agriculture, and security. Component 3-International parliamentary conservation caucus building and mentoring will aim at achieving better policy through establishing mentorships.

**Guatemala: Access to and Benefit Sharing and Protection of Traditional Knowledge to Promote Biodiversity Conservation and Sustainable Use (UNEP; GEF-\$0.9 million; Cofinance-\$0.9 million; Total cost-\$1.8 million)**

The project objective is to develop policy and legal frameworks and institutional mechanisms for ABS, in order to strengthen biodiversity conservation, promote rural development and support climate change adaptation. Component 1 is aimed at developing a comprehensive institutional framework for ABS. Under Component 2 the project will support building a national inventory of traditional knowledge and mechanisms to protect it and guarantee benefit sharing at a sub-national level. Through Component 3 demonstration pilots arrangements will be developed

which specifically develop the potential of community-based enterprises and agreements. Through local level studies and projects this project will provide the initial ground work and create enabling conditions to further exploit commercial and R&D opportunities that favor sustainable biodiversity management, rural development and the integrate climate change adaptation measures.

**Kyrgyz Republic: Improving the coverage and management effectiveness of PAs in the Central Tian Shan Mountains (UNDP, GEF: \$1.0 million, Cofinance \$3.78 million, Total \$4.78 million)**

The objective of the project is to enhance the sustainability of PAs in globally important ecosystems of Central Tian Shan by expanding their coverage and management effectiveness, better integrating them with land use in the wider landscape through an emphasis on well managed buffer zones and wildlife corridors, and supporting biodiversity compatible livelihoods in PAs. The project will support establishment of new PA -Khan Tengri area, spanning 187,000 hectares, with technical and financial assistance provided for management planning, monitoring and reporting in new PA. The surveillance and enforcement systems at both Khan Tengri and Sarychat-Ertash PAs will be strengthened. Greater emphasis will be placed on local community involvement in PA management by providing a forum for stakeholder participation in the local PA Board. The lack of continuity and congruence between conservation actions within the confines of a PA and activities occurring adjacent to PAs will be addressed through alignment of PA conservation objectives, buffer zones and corridors with territorial land use plans of 5 adjoining rural districts. As a result, the total landscape area under conservation management will reach approximately 200,000 hectares.

Please note that one MSP is described under the Multi-focal area project summaries in Annex 10 (Global: The GLOBE Legislator Forest Initiative) , and one MSP is described under the Enabling Activity as the latter is an EA using and MSP for implementation (Vietnam: Developing National Biodiversity Strategy and Action Plan and Mainstreaming Biodiversity Conservation into Provincial Planning.)

**ANNEX 10: SUMMARY DESCRIPTIONS OF MULTI-FOCAL AREA PROJECTS USING  
BIODIVERSITY FUNDING INCLUDING SFM-REDD+ PROJECTS (*SFM-REDD+ PROJECTS  
HIGHLIGHTED IN ITALICS*) AND SGP PROJECTS (UNDERLINED)**

**Afghanistan: Establishing Integrated Models for Protected Areas and their Co-management (UNDP; GEF BD-\$3.0 million; GEF total-\$6.6 million; Cofinance-\$40.0 million; Total cost-\$46.6 million)**

This project is designed to develop a national PA system in Afghanistan to protect biodiversity and enhance ecosystem function and resilience in ecologically important areas. It will do so by establishing the necessary institutional framework and capacity for management, establishing Band-e-Amir Provisional National Park with permanent status, gazetting and operationalizing management of the Big Pamir and Teggermansu PAs, which will provide the initial heart of the PA system. These areas will be zoned into core and multiple use lands encompassing areas of highest biodiversity significance. The project will further seek to address land degradation threats that pose a critical risk to habitats and are threatening biodiversity and ecosystem function through promotion of climate resilient SLM methods and technologies. Further it will support the documentation of lessons linking SLM actions to climate change adaptation and build capacities for provincial and local government functionaries and local communities to advance SLM. A total of 1,145,678 hectares of land will be designated as the Wakhan Conservation Area, a Protected Landscape or Managed Resource Use PA (IUCN category 6), to contain and reduce these pressures, increase biodiversity intactness and improve connectivity across the landscape, bringing the total area under protection to 1,288,809 hectares.

***Belarus: Landscape Approach to Management of Peatlands Aiming at Multiple Ecological Benefits (UNDP; GEF BD-\$1.2 million; GEF total-\$2.8 million; Cofinance-\$10.5 million; Total cost: \$13.3 million)***

The project objective is to promote integrated management of peatlands at landscape level, with a demonstration in the Poozerie landscape, to conserve biodiversity, enhance carbon stocks, and secure multiple ecosystem services. The project generates biodiversity benefits through improving the conservation status of peatlands, enhancing the management effectiveness of 93,000 ha of existing protected areas and establishing new protected areas (covering 20,000 ha) to increase the representation of bog and mesotrophic mire ecosystems in the national PA estate. This will be accompanied by efforts to delineate buffer zones and corridors to conserve critical biodiversity areas in the surrounding landscape. The project will trigger a shift from a site-based to a landscape approach to peatlands management with a view to reducing pressures on peatlands from unsustainable agricultural and forest use practices.

***Belize: World Bank: Management and Protection of Key Biodiversity Areas (World Bank; GEF BD-\$3.4 million; GEF total-\$6.2 million; Cofinance-\$16.0 million; Total cost-\$22.2 million)***

The project objective is to strengthen natural resource management and biodiversity conservation through the mitigation of threats to Key Biodiversity Areas in Belize. The MFA project combines resources from BD, CC focal areas and the SFM/REDD+ incentive mechanism to

implement activities through the following key components: 1) Supporting forest protection and sustainable forest management activities in key biodiversity areas; 2) Promoting effective management of key biodiversity areas; 3) Institutional strengthening and capacity building for enhanced enforcement of environmental regulations. Under Component 1 current forest assets within the KBAs will be evaluated in order to prioritize areas of high conservation value. The project will further seek to develop a host of activities with and around these areas, including training of agency officials and local communities to reduce the incidence of anthropogenic forest fires, reduce illegal logging, and increase monitoring of the PAs. Component 2 will contribute to strengthening the legal framework for PAs and taking measures to control encroachment and illegal farming, hunting, logging and harvesting of NTFPs in targeted areas. In addition, rehabilitation/restoration of critical areas through community-based activities will be carried out. Component 3 will support capacity building and training of staff in the key agencies to equip them with the necessary assessment and compliance monitoring tools.

***Bhutan: Sustainable Financing for Biodiversity Conservation and Natural Resources Management (World Bank; GEF BD-\$2.8 million; GEF total-\$4.2 million; Cofinance-\$12.3 million; Total cost-\$16.5 million)***

The project objective is to improve the operational effectiveness of the Bhutan Trust Fund for Environment Conservation (BT FEC) through improving conservation management of forests and alpine ecosystems in the high altitude northern areas landscape (HANAS) of Bhutan. It is a MFA project combining BD, LD and SFM/REDD+ incentive funding. The project will work through the existing (BT FEC) to improve its operational effectiveness, transparency and capacity to support expenditures required for management of the HANAS landscape, and more importantly become an effective instrument for sustainable financing for biodiversity conservation in Bhutan as a whole. Within the HANAS landscape, the project will support efforts to expand and improve the management effectiveness of three existing PAs and intervening forest corridors through review and update of existing management plans, zonation, monitoring of critical species, research, inventory and surveys and engagement of local communities in habitat management and community stewardship. It will also support efforts to reduce negative impacts of productive sectors and community actions, particularly outside the PAs and support mainstreaming of biodiversity in local and sector policies and programs through targeted capacity building, documentation and dissemination of best practices. The results emanating from the investments from the ground and experiences will provide a platform for generating national efforts and building capacity to further strengthen PA and sustainable land, grazing land and forest management in the country.

**Bolivia: Fifth Operational Phase of the GEF Small Grants Programme in Bolivia (UNDP; GEF BD-\$2.9 million; GEF total-\$4.2 million; Cofinance-\$6.0 million; Total cost-\$10.2 million)**

This is a MFA project that draws STAR resources from BD, CC and LD focal areas. The project is aimed at securing global environmental benefits through strategic and integrated community-based actions in biodiversity conservation, climate change mitigation and sustainable land management in the Chaco ecoregion of Bolivia. Under BD focal area the project objective is to improve management effectiveness of four PAs in the National PA System of Bolivia through improved governance, conservation actions, and sustainable use of biodiversity by communities that live legally within these areas or in the buffer zones of the selected four PAs, through community based action. By embracing a landscape approach, the project expects to create

synergies across focal areas to achieve global environmental benefits while also supporting sustainable livelihoods of local communities.

**Brazil: Fifth Operational Phase of the GEF Small Grants Program in Brazil (UNDP; GEF BD-\$2.0 million; GEF total-\$5.0 million; Cofinance-\$5.1 million; Total cost-\$10.1 million)**

This is a MFA project that draws STAR resources from BD, CC and LD focal areas. The overall objective is conservation of the Cerrado and Caatinga biomes of Brazil through community initiatives on sustainable resource use, and actions that maintain or enhance carbon stocks and increase areas under sustainable land management. The project strategy is to address the main drivers of land use change in small farmer and traditional community lands, which in turn is the main cause of biodiversity loss, ecosystem fragmentation and degradation, and depletion of carbon stocks in community-managed areas in these two biomes. Under BD focal area, the project will promote the mainstreaming of biodiversity friendly practices in the production landscape, assist small farmers and local people harvesting wild species to reach markets for sustainably produced goods, improve sustainability of community-based resource use of non-timber forest products, promote capacity-building and peer-to-peer learning to improve production quality and sustainability, and encourage discussions about relevant legislation and policies supportive of conservation.

***Brazil: Consolidation of National System of Conservation Units (SNUC) and Enhanced Flora and Fauna Protection (IADB; GEF BD-\$24.8 million; GEF total-\$32.6 million; Cofinance-\$128.2 million; Total cost-\$160.8 million)***

The project objective is to improve the effective conservation of globally significant ecosystems and endangered flora and fauna species, as well as restore degraded landscapes and enhance carbon stocks in priority areas of the Caatinga, Pampa and Pantanal biomes, through expanding and consolidating the National System of Protected Areas and promoting sustainable management of adjacent forest and non-forest lands. The project will facilitate declaration of 24 new PAs covering one million hectares and the preparation of management plans for 14 existing priority PAs. The initiative will also support implementation of 11 action plans for priority endangered species and promotion of good fire management practices in protected and adjacent areas in addition to rehabilitation of 5,000 hectares of priority landscapes. Implementation of business plans focusing on ecosystem services in four selected communities adjacent to PAs will also be supported. It is estimated the project will provide 60.85 million tonnes of CO<sub>2</sub> equivalent benefits.

***Brazil: Recovery and Protection of Climate and Biodiversity Services in the Paraíba do Sul Basin of the Atlantic Forest of Brazil (IADB; GEF BD-\$5.0 million; GEF Total-\$26.7 million; Cofinance-\$168.8 million; Total cost-\$195.5 million)***

The project aims to reduce GHG emissions, sequester carbon and improve biodiversity in Brazil's Atlantic Forest, one of the most diverse eco-regions in the world. This forest is greatly threatened by deforestation and degradation, with only 11 to 16% of the original 1.2 million km<sup>2</sup> of forest cover remaining. The project focuses on promoting practices to reduce land use change and GHG emissions; establishing a land use monitoring system; promoting payment for ecosystem services schemes, market-based incentives, and certification of producers; and enlargement of existing PA systems and creation of new PAs. The project uses an SFM approach to produce multiple benefits. It complements the efforts within conservation units and their

buffer zones through ecological restoration of native forests and assisted forest regeneration on a landscape perspective.

***Burundi: Watershed Approach to Sustainable Coffee Production in Burundi (World Bank; GEF BD-\$1.0 million; GEF total-\$4.2 million; Cofinance-\$21.5 million; Total cost-\$25.7 million)***

The objective of this MFA project, combining BD, LD and SFM/REDD+ incentive funding, is to expand sustainable land and water management in coffee landscapes of Burundi. The project is organized in the following key components: 1) Biodiversity friendly sustainable coffee production in priority watersheds; 2) Sustainable coffee processing and watershed management; 3) Biodiversity Friendly and Sustainable coffee marketing and certification along coffee value chain. The GEF funding will aim at securing ecosystems services from the priority watersheds both in productive landscape, forested areas and PAs by promoting the uptake of SLWM practices and approaches that have global environmental benefits in the upper part of the watershed. The activities will include soil and water conserving practices such as shelterbelts, multipurpose trees on productive lands, small scale irrigation, and water harvesting. These will be complemented by land use planning, PAs (wetlands) management, and biological corridors development in the lower part of the watershed. The project will also support strengthening policy and regulatory frameworks, removing critical knowledge barriers, and developing institutional capacities.

***Cameroon: Sustainable Forest Management under the Authority of Cameroonian Councils (FAO; GEF BD-\$2.5 million; GEF total-\$3.6 million; Cofinance-\$16.2 million; Total cost-\$19.8 million)***

The project objective is to reverse deforestation and forest degradation in forests under the authority of local councils in order to improve biodiversity conservation, reduce emissions and enhance carbon stocks. This projects aims to improve the sustainable management of 400 000ha of council forests in a number of ecological zones. This includes the creation and management of 40 000ha of strictly PAs within the council forests as well as the restoration of 50 000ha of degraded forests. Comprehensive land use plan for the council forests will be developed, along with the detailed forest management plans. These activities will be complimented with capacity building efforts to strengthen the capacity of local stakeholders for biodiversity conservation and SFM in the council forests, as well management of forest carbon.

***Chile: Supporting Civil Society and Community Initiatives to Generate Global Environmental Benefits using Grants and Micro Loans in the Mediterranean Ecoregion (UNDP; GEF BD-\$2.9 million; GEF total-\$3.3 million; Cofinance-\$15.3 million; Total cost-\$18.6 million)***

The project objective is to develop, demonstrate and mainstream the delivery of globally significant environmental benefits by community-based organizations in the management of critically endangered landscapes in the Chilean Mediterranean ecoregion. The project will strengthen the capacities, increase the knowledge and augment the motivation of communities to manage and conserve biodiversity, enhance and optimize ecosystem services and mitigate climate change using the following approaches: i) identification and implementation of sustainable production practices that are compatible with biodiversity conservation, ecosystem services optimization and climate change mitigation; ii) identification and implementation of

communal initiatives to enhance biodiversity conservation and ecosystem services at a landscape level, including carbon sequestration; iii) promotion of landscape governance, territorial planning, and preparation and implementation of management plans; iv) dissemination and replication of successful experiences with sustainable livelihoods that ease pressure on the ecosystems and enhance biodiversity conservation and climate change mitigation; and v) facilitation of technical and financial support to producers' associations, including access to microfinance.

**China: Conservation of Biodiversity and Sustainable Land Management in the Soda Saline-alkaline Wetlands Agro Pastoral Landscapes in the Western Area of the Jilin Province (FAO; GEF BD-\$1.8 million; GEF total-\$2.6 million; Cofinance-\$16.8 million; Total cost-\$19.4 million)**

The project objective is to develop a model for mainstreaming conservation of biodiversity and Sustainable Land and Water Management (SLWM) in the water and land-use sector in the western Jilin Province. This ecosystem based SLWM model will be followed up by adjustment in policies and regulations securing the mainstreaming of biodiversity and soil conservation in planning and management processes in the water, agriculture and livestock sectors and documented for replication in other complex production landscapes integrated by water diversion systems, paddy-fields, dry cropland, grassland and wetlands. Under the BD Objective 2 technical assistance will be provided among others to: 1) develop and test a new management model for restoration and conservation of ecosystem services and biodiversity while pursuing local food security in the western saline-alkaline wetlands and agro-pastoral landscape; 2) review and renew relevant plans, policies and regulations in accordance with the new management model; 3) rehabilitate 49,883 ha of wetlands (including buffer zone, ponds and lakes); 4) identify and implement management and monitoring measures for wetland hydrobionts species, waterfowl and migratory birds based on biodiversity indicators and zoning and use regulations.

***Colombia: Conservation and Sustainable Use of Biodiversity in Dry Ecosystems to Guarantee the Flow of Ecosystem Services and to Mitigate the Processes of Deforestation and Desertification (UNDP; GEF BD-\$4.6 million; GEF total-\$8.9 million; Cofinance-\$39.5 million; Total cost-\$48.4 million)***

The objective of this MFA project is to reduce the current trend of dry forest deforestation and desertification processes and ensure the flow of multiple global ecosystem services through biodiversity conservation, sustainable land management and carbon storage. The dry forest ecosystem is considered a high conservation priority for the country, and through this project activities will be implemented that will drive the establishment of PAs, the implementation of REDD+ pilot projects, and sustainable land management in two critical areas, which are located in two regions of the country: the Caribbean region and the Inter-Andean Valley of the Magdalena River. Specifically, the project will strengthen the land use planning framework—so to better govern the allocation of land to conservation uses— and strengthen institutional capacities within the regional authorities to enforce the framework. In support of this, the project will develop a GIS at the municipal level and will strengthen the capacity of municipal authorities to utilize mapping tools in planning. These and other activities will contribute to the removal of critical political/legal, capacity, and financial barriers that have prevented the effective conservation and sustainable use of this globally important ecosystem.

**Costa-Rica: Fifth Operational Phase of the GEF Small Grants Programme (UNDP; GEF BD-\$2.8 million; GEF total-\$4.4 million; Cofinance-\$4.6 million; Total cost-\$9.0 million)**

This is a MFA project that combines Costa Rica's STAR resources from BD, CC and LD focal areas with funding from the cross-cutting Capacity Development Programme.

The project objective is to secure global environmental benefits through community-based initiatives and actions that address habitat fragmentation and enhance ecological connectivity in twelve biological corridors linking eight PAs and their buffer zones. Under the BD focal area the project aims at addressing habitat fragmentation in 12 biological corridors that connect 8 PAs and their buffer zones through community sustainable livelihood initiatives that enhance biodiversity conservation and sustainable use. The project will also establish community conservation areas within the selected corridors.

***Cote d'Ivoire: Integrated Management of Protected Areas in Cote d'Ivoire, West Africa (UNEP; GEF BD-\$2.9 million; GEF total-\$4.2 million; Cofinance-\$16.1 million; Total cost-\$20.3 million)***

The project objective is to ensure that the parks and natural reserves of Cote d'Ivoire are sustainably managed with the participation of the concerned stakeholders. The project will contribute to safeguarding approximately 1 million ha of forest, of which southern forest systems with Banco National Park constitute the core area of 13,000 ha. The project is expected to sequester carbon in the range of 486,100 tCO<sub>2</sub> in carbon benefits over the life of the project through avoided deforestation and forest degradation on core protected areas, and implementation of improved agroforestry practices in the landscape around PAs. Component 1 of the project aims to improve the management of the existing PAs through the implementation of an emergency recovery plan of the PAs. Component 2 aims to design and implement sustainable and innovative financing mechanisms for the PA networks in Ivory Coast. The Banco National Park will be used as a pilot to demonstrate the improved management and sustainable financing. Component 3 will focus on mainstreaming local initiatives for the conservation of biodiversity in the PAs network buffer zones. Component 4 aims at reducing pressures on forest resources to generate sustainable flows of forest ecosystem services.

**Ecuador: Fifth Operational Phase of the GEF Small Grants Program in Ecuador (UNDP; GEF BD-\$4.4 million; GEF total-\$4.4 million; Cofinance-\$4.8 million; Total cost-\$9.2 million)**

This MFA project draws resources from BD focal area and the cross-cutting Capacity Development Programme. The project objective is to conserve biodiversity by reducing habitat fragmentation and strengthening ecological connectivity across production landscapes through community initiatives and actions in globally significant ecosystems in Ecuador. The project will reduce habitat and ecosystem fragmentation through the integration of biodiversity conservation and sustainable use into the production landscape in and around areas of high biodiversity together with the creation of biological corridors. The project will also build communities' knowledge, skills and motivation to manage and preserve biodiversity through the following approaches: i) coordinated establishment of biological corridors to restore or maintain ecological connections among territories to conserve ecosystems and species; ii) promotion of landscape governance, territorial planning, and preparation and implementation of management plans; iii)



identification and implementation of sustainable production practices that are compatible with biodiversity conservation and connectivity objectives; iv) dissemination and replication of successful experiences with sustainable livelihoods that ease pressure on ecosystems; and v) promotion and support to producers' associations within and across communities to improve marketing and sales of sustainably produced, conservation-compatible products as a means to ensure sustainability of project conservation gains.

***Ecuador: Conservation and Sustainable Use of Biodiversity, Forests, Soil and Water to Achieve the Good Living (Buen Vivir / Sumac Kasay) in the Napo Province (FAO; GEF BD-\$1.4 million; GEF total-\$2.6 million; Cofinance-\$10.6 million; Total cost-\$13.2 million)***

The project objective is to promote biodiversity conservation, sustainable management of soil, forest, water, and climate change mitigation through the strategic investment of public resources (including hydrocarbon and mineral extraction revenue), participative environmental governance, and incentive mechanisms in the Napo Province, with the special focus on the Sumaco Biosphere Reserve (SBR). The project will introduce SLM and sustainable water management practices, contribute to SFM on 50,000 ha of forests, as well as promote forest certification on 2,500 ha in 3 pilot sites. It is organized in the following key components: 1) Institutional strengthening to mainstream biodiversity conservation and INRM into participatory land use planning, based on an ecosystem approach; 2) Design and promotion of landscape and agroforestry production systems that include sustainable management of water, soil and forests, while improving livelihoods in the SBR-Napo Province; and 3) Promotion of biotrade.

**Global: 5th Operational Phase of the GEF Small Grants Programme (UNDP; GEF BD-\$48.0 million; GEF total-\$134.6 million; Cofinance-\$134.4 million; Total cost-\$269.2 million)**

This MFA project supports implementation of the 5th operational phase of the GEF SGP. The SGP applies a holistic, integrated approach to addressing environmental issues, supporting the needs and priorities of communities and CSOs. To support sustainable use of biodiversity, the SGP will promote the mainstreaming of biodiversity friendly practices in production landscapes and seascapes, through measures such as organic certification for community level and small-scale producers of biodiversity-based products; improved community-based resource use of non-timber forest products; and community level enforcement measures in near shore fisheries. With SGP's support, civil society and community-based organizations will develop the capacity to improve conservation and sustainable use efforts and ensure benefits for community livelihoods, contributing to long-term sustainability.

**Global: ABNJ Global Sustainable Fisheries Management and Biodiversity Conservation in the Areas beyond National Jurisdiction (PROGRAM) (FAO/UNEP/World Bank; GEF BD-\$19.6million; GEF total-\$43.5 million; Cofinance-\$222.7 million; Total cost-\$241.2 million)**

No one nation has the specific or sole responsibility for management of marine Areas Beyond National Jurisdiction (ABNJ) which make up 40 percent of the surface of our planet, comprising 64% of the surface of the oceans and nearly 95% of its volume. GEF involvement in this area is crucial because it will bring together countries and the fishing community at all points along the processing line, including industry and relevant global agencies and conventions thereby enabling a new framework and a way forward in ABNJ. The program goal is to promote efficient and sustainable management of fisheries resources and biodiversity conservation in the ABNJ, in

accordance with the global targets agreed in international forums. The proposed program consists of four projects that will promote efficient and sustainable management of fisheries resources and biodiversity conservation in the ABNJ, in accordance with the global targets agreed in international forums: 1) Sustainable management of tuna fisheries and biodiversity conservation in the ABNJ; 2) Sustainable fisheries management and biodiversity conservation of deep-sea ecosystems in the ABNJ; 3) Oceans Finance Facility to finance effective management and transitional reform of ocean fisheries; and 4) Global coordination for marine ABNJ.

**Global: Fifth Operational Phase of the GEF Small Grants Program - Implementing the program using STAR resources I (UNDP; GEF BD-\$16.3 million; GEF total-\$35.9 million; Cofinance-\$35.9 million; Total cost-\$71.8 million)**

This MFA project supports implementation of the 5th operational phase of the GEF SGP using 16 countries' STAR allocations. The overall goal of the project is to secure global environmental benefits through community based initiatives and actions. Under biodiversity focal area, the project will generate global benefits by leveraging community-based efforts to conserve biodiversity through improving the effectiveness and sustainability of community conservation areas and indigenous PAs, which make up a critical component of the global PA system, even if they are not always recognized as such. To support sustainable use of biodiversity, the GEF SGP will promote the mainstreaming of biodiversity friendly practices in production landscapes and seascapes, through measures such as organic certification for community level and small-scale producers of biodiversity-based products; improved community-based resource use of non-timber forest products; and community level enforcement measures in near shore fisheries. With GEF SGP's support, civil society and community-based organizations will develop the capacity to improve conservation and sustainable use efforts and ensure benefits for community livelihoods, contributing to long-term sustainability.

**Global: The GLOBE Legislator Forest Initiative (UNEP; GEF BD-\$0.2 million; GEF total-1.0 million; Cofinance-\$1.2 million; Total cost-\$2.2 million)**

The project objective is to strengthen legislation and parliamentary scrutiny functions within key forested developing countries (Brazil, the Democratic Republic of Congo, Indonesia and Mexico) in support of national efforts to Reduce Emissions from Deforestation and forest Degradation (REDD+) and promote Sustainable Forest Management. The project is organized in four components. Component 1-Establishment of cross-party group of legislators, aims at the development of an influential and well-supported cross-party group of legislators in each of the initiative countries who are actively committed to reducing deforestation, conserving forest biodiversity and promoting good management practices in LULUCF. Under Component 2 the project will provide expert legal, economic and scientific advice to legislators in order to strengthen the parliamentary functions in support of national REDD+ strategies, NBSAPs (activities linked to forests) and the UNDAF process. Component 3-Enhancing international dialogue among -legislators will support coordination of an international political dialogue on deforestation between legislators from all countries with an interest in creating an effective global REDD+ mechanism. Component 4 will aim at enhancing contribution of legislators in development and implementation of REDD+.

***Guatemala: Sustainable Forest Management and Multiple Global Environmental Benefits (UNDP; GEF BD-\$0.5 million; GEF total-\$4.5 million; Cofinance: \$13.2 million; Total cost-\$17.7 million)***

This MFA project combines GEF resources from BD, CC, and LD focal areas, as well as the SFM/REDD+ incentive mechanism. The project will address natural dry and humid montane forest loss in production landscapes by piloting SFM/REDD+ and SLM models in western and southeastern Guatemala. Specifically, the project will strengthen the spatial planning framework, including the development of a regulatory and institutional framework and the necessary tools (municipal-level GIS mapping tool of multiple ecosystem benefits; a protocol for the monitoring of C flow; and trained decision-makers and technical staff) to promote SFM and SLM in Guatemala (Component 1). Implementation of a REDD+ pilot project covering 4,334 ha in the buffer zone of the Todos Santos Cuchumatanes PA (Component 2) will lead to the estimated reduction of emissions of 46,024 tCO<sub>2</sub> over a 5-year period from humid montane forest deforestation. This will be complemented by biodiversity mainstreaming activities by adapting agricultural and cattle ranching production practices so as to maintain biodiversity patterns and ecological processes in this region, in particular a “no net loss” in forest cover in a critical corridor covering 20,176 ha.

***Honduras: Delivering Multiple Global Environment Benefits through Sustainable Management of Production Landscapes (UNDP, GEF BD-\$1.8 million; GEF Total-\$3.1 million; Cofinance-\$9.1 million; Total cost-\$12.2 million)***

The objective of this MFA project is to mainstream biodiversity conservation, sustainable land management and carbon sequestration objectives into production landscapes and sectors in humid broadleaved and dry zone agroecosystems. The project targets the ranching sector, which continues to be a major driver of deforestation and forest degradation in Honduras. By using two market-based approaches, the demand for certified products and access to certification-dependent finance, the project will result in the improved management in over 30,000 ha of land managed by small-scale farmers. The project will address the growing market demand for certified products sourced from areas which conserve biodiversity, avoid and address land degradation issues and enhance forest carbon stocks. This pilot has the potential for replication regionally as well as in other parts of Honduras. The project will also result in the saving on 230,000 tCO<sub>2</sub>e through avoided forest loss and forest degradation and the reforestation and improved management of nearly 12,000 ha while at the same time increasing connectivity indices between biodiversity resources across the project area.

**India: Fifth Operational Phase of the GEF Small Grants Programme in India (UNDP; GEF BD-\$1.5 million; GEF total-\$5.0 million; Cofinance-\$6.0 million; Total cost-\$11.0 million)**

This MFA project combines India’s STAR BD, CC and LD STAR allocations as well as funding from the cross-cutting Capacity Development programme. The project objective is to ensure a mosaic of land uses and community practices across the rural landscape that provide sustainable livelihoods while generating global benefits in terms of biodiversity conservation, reduced greenhouse gas emissions and increased carbon storage. Component 1 of the project is aligned with the BD focal area strategy. Specifically, the project will provide support to improve sustainability of community-managed landscapes by integrating biodiversity conservation into local development decision-making. Key outputs include development of community level

sustainable land-use regimes that integrate biodiversity conservation objectives, equipping local leaders and planners with required tools and methodologies that enable biodiversity mapping, monitoring, and valuation. Panchayat-level land and resource use plans with biodiversity conservation objectives mainstreamed will be piloted across at least 30 panchayats in the three priority geographic regions. The project will support the implementation of biodiversity friendly practices identified in the panchayat-level resource use plans that will ensure the ecological integrity of the region and promote sustainable resource use including the development of ecosystem based enterprises.

***India: Integrated Biodiversity Conservation and Ecosystem Services Improvement (World Bank; GEF BD-\$12.5 million; GEF total-\$20.5 million; Cofinance-\$115.0 million; Total cost-\$135.5 million)***

The project objective is to strengthen institutional capacities for conservation of globally significant biodiversity and enhanced carbon sequestration and sustainable flow of ecosystem services in production forests of central Indian highlands and Western Ghats hotspot. In addition, some pilots on shifting cultivation in the state of Nagaland in another globally significant biodiversity hotspot – the Himalaya, will be undertaken. While the project investments will be made outside the PA network, within production and reserved forests, they would still result in improving the sustainability of PAs by reducing the anthropogenic pressures on them. The project will work with local communities (private actors) with high dependence on forest products, for example, firewood to help moderate their behavior for achieving sustainable use and management. This will result in increased capacities and a higher degree of local participation in management of natural resources through establishment of new community reserves that would also seek to build on equitable access to these resources amongst participating communities. The project will be implemented in the following Components: 1) Establishing systems for mainstreaming and managing biodiversity in production forests and carbon stock monitoring; and 2) Increasing ecological Connectivity and generating Sustainable flows of forest ecosystem services.

***Jamaica: Integrated Management of the Yallahs River and Hope River Watersheds (IADB, GEF BD-\$1.0 million; GEF total: \$3.9 million; Cofinance-\$8.8 million; Total cost-\$12.7 million)***

The project objective is to reduce pressure on natural resources in the Yallahs River and Hope River Watersheds of the Blue Mountains by increasing the practice of SLM resulting in improved management of biological diversity and enhanced flow of ecosystem services that sustain local livelihoods. It will implement good management practices in existing high-biodiversity tropical mountain forests and the wider forest landscape downstream. This will be complimented by activities for increasing cross-sectoral institutional capacity for SLM in valuable watersheds and improve management of ecosystem services vital to people's livelihoods. The project will enhance the policy, legal, financial and regulatory framework that supports forest, soil and watershed management effectiveness and improve collaboration between communities, government and the private sector.

**Kazakhstan: Improving Sustainability of PA System in Desert Ecosystems through Promotion of Biodiversity-compatible Livelihoods in and Around PAs (UNDP; GEF BD-\$3.6 million; GEF total-\$4.5 million; Cofinance-\$15.3 million; Total cost-\$19.8 million)**

The project objective is to enhance the sustainability of protected areas in globally important desert ecosystems by expanding their geographic coverage, promoting landscape approach and supporting biodiversity-compatible livelihoods in and around PAs, focusing on regions of Ile Balkhash and Southern Kazakh deserts. Under Component I the project will support an increase in the PA estate of Kazakhstan by including 1.9 mln ha of under-represented desert and semi-desert ecosystems into the PA system, and as such will ensure higher conservation status for many endangered species. The project will promote a landscape approach to conservation and management of desert ecosystems, putting in place thresholds for the influence of key threatening production sectors in the buffer zones and corridors, and implanting biodiversity compatible land-uses in the targeted districts. Under Component III, the project envisages a revolving micro-credit fund in partnership with the Fund for Agricultural Support (FAS), aimed at providing sustainable funding to local communities for biodiversity-friendly livelihoods. This adds to the innovative character and cost-effectiveness of the project, and is also one of the ways to ensure the financial continuity of funding for biodiversity friendly businesses in and around protected areas in Kazakhstan.

**Kenya: Fifth Operational Phase of the GEF Small Grants Program in Kenya (UNDP; GEF BD-\$1.8 million; GEF total-\$5.0 million; Cofinance-\$5.5 million; Total cost-\$10.5 million)**

This MFA project combines resources from Kenya's BD, CC and LD STAR allocations and the cross-cutting Capacity Development Programme. The project objective is to secure global environmental benefits through community-based initiatives and actions in key terrestrial and marine ecosystems of Kenya. In the BD focal area, SGP will implement project Component 1: Sustainable management of landscapes and seascapes for biodiversity conservation. By the end of GEF-5 the project expects to contribute at least 65,000 hectares of sustainably managed landscapes and seascapes, including montane forests, critical wildlife migration corridors, mangroves, fish refugia, coral reefs and seagrass beds. The project will also enhance the effectiveness of community managed areas in key terrestrial and marine ecosystems by mainstreaming biodiversity conservation in their management plans and by removing barriers to the implementation of various recent sectoral frameworks that regulate natural resources use and land management by local communities.

***Malawi: Shire Natural Ecosystems Management Project (World Bank; GEF BD-\$2.7 million; GEF total-\$5.1 million; Cofinance-\$68.3 million; Total cost-\$73.4 million)***

The overall goal of this MFA project is to develop the Shire River Basin planning framework in order to improve land and water management for ecosystem and livelihood benefits in target areas. The project will apply a comprehensive catchment restoration approach that combines protection of natural habitats with improved land management in production landscapes. The project uses biodiversity and land degradation Focal Area resources with SFM/REDD+ incentive funds to improve the sustainability of protected areas, forest reserves, and floodplain wetlands; invest in land and water management within agricultural landscapes; and establish community-based management within forest reserves in the lower Shire. The project also utilizes LDCF funds to directly address Malawi's NAPA priorities in flood management and contribute towards priorities in community resilience through sustainable rural livelihoods. The urgency of this area

of action has been reinforced by recurrent flooding in the Lower Shire in recent years and the targeted area is among the most vulnerable in the country. The project will result in 100,000 ha of protected areas under improved management, 40,000 ha of agro-forestry areas and 37,000 ha of forest land under sustainable community-based forest management.

***Malaysia: Improving Connectivity in the Central Forest Spine (CFS) Landscape - IC-CFS (UNDP: GEF BD-\$7.0 million; GEF total-\$10.8 million; Cofinance-\$36.5 million; Total cost-\$47.3 million)***

The project aims to sustainably manage land and forests in the Central Forest Spine Landscape to secure the critical wildlife habitats, conserve biodiversity and maintain a continuous flow of multiple ecosystem services, including water provisioning, carbon storage and sequestration. Malaysia is one of the World's 17 mega diverse countries and one of the 14 tiger range countries, with the Malayan Tiger sub species. The project will result in sustainable management of 4.5 million ha of tropical forests, which house an array of globally significant biodiversity. The main expected project results are as follows: 1) development of a decision support system including a monitoring system on 4.5 million of ha for forests and a science based monitoring of the tiger population, and enhancement of law enforcement at national, state, and targeted forest complexes through the reinforcement of wildlife crime units; 2) elevation of official protection status of 20,000 ha resulting in high rates of forest carbon and reduction of threats to the adjacent tiger population source PAs covering 638,055 ha, 3) rehabilitation of 4,000 ha of vital tiger habitat using native species reforestation, and 4) development of a viable PES mechanisms through SFM.

**Mexico: Fifth Operational Phase of the GEF Small Grants Program in Mexico (UNDP; GEF BD-\$2.9 million; GEF total-\$4.7 million; Cofinance-\$5.9 million; Total cost-\$10.6 million)**

This MFA project draws resources from Mexico's BD and CC STAR allocations, as well as from the cross-cutting Capacity Development Programme with the objective to conserve Mexico's Southeastern large ecosystems and to help mitigate climate change through community based initiatives and actions that also improve their livelihoods. Under BD focal area, the project will implement Component 1 to mainstream biodiversity conservation in the production landscapes and seascapes of Mexico's Southeastern region. A central part of the project strategy is to engage and empower community-based actions to improve long-term sustainability of the Mesoamerican Biological Corridor by adopting land uses that reduce pressures on biodiversity, thereby maintaining ecosystem connectivity between 17 key PAs vital for the conservation of globally significant biodiversity. The project will support activities to improve the productivity and sustainability of conservation-compatible livelihoods, including sustainable forest management for timber and non-timber forest products, aquaculture, fisheries management, and ecotourism among others. The project will build the business planning and management capacities of communities to ensure quality of goods and services produced sustainably and facilitate ready access to existing and emerging markets for these products. At the same time, the project will address ecosystem degradation by invasive alien species through identification of invasive species pathways and support to the implementation of Mexico's invasive species management framework and action plan.

***Mexico: Conservation of Coastal Watersheds in Changing Environments (World Bank; GEF BD-\$16.4 million; GEF total-\$39.5 million; Cofinance-\$239.9 million; Total cost-\$279.4 million)***

The project objective is to ensure the integrated management of coastal watersheds that drain to the Gulf of Mexico and the Gulf of California as a means to achieve multiple global environmental objectives and mitigate climate change impacts. This will be achieved through an innovative multi-organization approach covering natural, economic, human and institutional systems and their interactions in these key watersheds. The project will strengthen management of the PA system as well as promote sustainable use in the wider landscape to enhance landscape connectivity of entire watersheds. In areas threatened by high deforestation and biodiversity loss beyond PAs, development of PES mechanisms will be supported in order to promote sustainable land use techniques and ecosystem management and rehabilitation. These activities will be complemented by capacity building and support to local communities to improve management of degraded agroecosystems to reduce pressures on natural resources. The project will create three new PAs (500,000 ha), enhance the management and financial sustainability of seven additional PAs and develop over 16.40 million t CO<sub>2</sub>.

***Mongolia: Securing Forest Ecosystems through Participatory Management and Benefit Sharing (FAO; GEF BD-\$1.8 million; GEF total-\$3.6 million; Cofinance-\$14.4 million; \$18.0 million)***

The project objective is to ensure that sustainable forest management in Mongolia's forest landscapes secures the flow of multiple ecosystem services and benefits, including biodiversity, reduced degradation, and carbon storage while enhancing ecosystem resilience to climate change. The project combines resource from BD and LD focal areas, with additional funding from the SFM/REDD+ incentive mechanism. The project will support mainstreaming of biodiversity and SFM objectives into productive forest management practices. It will also provide an opportunity for major scaling-up and strengthening of participatory forest management techniques to address capacity constraints within the forest sector. By working at a landscape scale to improve smallholder management practices, the project will maintain natural forests to retain connectivity and wildlife corridors between important biodiversity areas within 500,000 ha of conifer forests and sequester over 4.7 million tonnes of CO<sub>2</sub> equivalent within the project area.

***Namibia: Namibian Coast Conservation and Management Project (World Bank; GEF BD-\$1.2 million; GEF total-\$1.9 million; Cofinance-\$5.9 million; Total cost-\$7.8 million)***

This project builds on a partnership between the GEF, the Government of Namibia and the private sector as an innovative approach to contribute to the conservation and management of coastal and terrestrial ecosystems in the Namibian coast through an integrated coastal zone management (ICZM) approach. The project will support the ongoing government activities on coastal management in order to: a) boost the baseline of a developing, yet currently inadequate integrated coastal governance framework; b) support preliminary steps towards mainstreaming the ICZM approach into productive sectors; c) strengthen newly proclaimed yet ineffectively managed coastal and marine protected areas; and d) rehabilitate land degradation in key sites. It will be implemented through the following key Components: 1) Policy implementation and advocacy; 2) Coastal and marine investments both within and outside of CMPAs.

**Pakistan: Fifth Operational Phase of the GEF Small Grants Programme in Pakistan (UNDP; GEF BD-\$0.9 million; GEF total-\$2.8 million; Cofinance-\$3.6 million; Total cost-\$6.3 million)**

This MFA project combines resources from Pakistan's BD and CC STAR allocations with funding from IW focal area and Capacity Development Programme. The project objective is to ensure a mosaic of land uses and community practices across the rural landscape that provide sustainable livelihoods while generating global benefits in terms of biodiversity conservation, reduced greenhouse gas emissions and increased carbon storage. Under the BD focal area, the project will leverage community-based efforts to conserve biodiversity through improving the effectiveness and sustainability of community conservation areas and indigenous PA, which make up a critical component of Pakistan's system of PAs, and Ramsar sites such as the Indus Delta, Jubbo Lagoon, Nuriri Lagoon, the Rann of Kutch, Haleji and Hadero Lake. Furthermore, project will support measures such as livelihood improvements for community level and small-scale producers of biodiversity-dependent products, improved community-based resource use of non-timber forest products, community level enforcement measures in near shore fisheries, and community level income generating opportunities in management of threatened livestock and other species.

***Paraguay: Mainstreaming Biodiversity Conservation and Sustainable Land Management into Production Practices in all Bioregions and Biomes (UNDP; GEF BD-\$2.6 million; GEF total-\$6.9 million; Cofinance-\$22.1 million; Total cost-\$29.0 million)***

The project objective is to ensure that the biodiversity and ecosystem functions of the Atlantic Forest eco-region are protected from existing and emerging threats from multi-sectoral production practices. The Government of Paraguay is committed to the long-term mainstreaming of biodiversity conservation and sustainable land management in productive practices across the country. The project will contribute to this long term vision by developing sound and replicable models for mainstreaming sustainable practices within the Upper Paraná Atlantic Forest ecoregion --targeting the Multiple Use Landscape (MUL) framed by the Departments of Amambay, Canindeyú and Upper Paraná in Eastern Paraguay. The project will advance an integrated package of measures, including: strengthening the regulatory framework, improving the knowhow for sustainable land management amongst producer groups and landholders, and generating incentives so that markets and financial sectors prize sustainable production practices within the target multiple use landscape. The vision is to create a mosaic of conservation compatible land uses, with large habitat patches and connectivity, through the conservation of small forest patches and by fostering forest rehabilitation. The project will centre efforts on areas in the landscape where threats to large habitat blocks and critical connecting forests are most acute, focusing on forest clearance, forest degradation and fire.

**Philippines: Fifth Operational Phase of the GEF Small Grants Programme in the Philippines (UNDP; GEF BD-\$4.6 million; GEF total-\$4.6 million; Cofinance-\$4.6 million; Total cost-\$9.2 million)**

This MFA project combines resources from Philippines's BD STAR allocation with funding from IW focal area and the Capacity Development programme. The project objective is to secure global environmental benefits through community-based biodiversity conservation initiatives and actions in selected priority sites in the Philippines. Under the BD focal area, the project will generate global benefits by leveraging community-based efforts to conserve biodiversity through



improving the effectiveness and sustainability of community PAs, an important part of Philippines's nationwide system of PAs. To support sustainable use of biodiversity, the project will promote the mainstreaming of biodiversity conservation objectives into agriculture, forest and fishery management practices in production land and seascapes, through measures such as organic certification for community level and small-scale producers of biodiversity dependent products, improved community-based resource use of non-timber forest products, and community level enforcement measures in near shore fisheries.

**Regional: MENA- Desert Ecosystems and Livelihoods Program (MENA-DELP) (PROGRAM) (World Bank; GEF BD-\$7.5 million; GEF total-\$17.5 million; Cofinance-\$226.2 million; Total cost-\$243.7)**

The overall Program goal is to contribute to the enhancement of livelihoods in desert ecosystems by harnessing their value in an environmentally and socially sustainable manner, so that the flow of desert goods and services can be optimized. The Program is designed to provide a clear strategic framework to address deserts as valuable ecosystems, reconciling the needs of local and global communities, along with those of humans and other biota. The Program will consist of four projects in Algeria, Egypt, Jordan and Morocco, and one regional project. The focus of these projects will be on different production sectors, from ecotourism to agriculture to livestock management, and on improving the sustainability of these investments through an integrated ecosystem management approach, with the emphasis placed on participatory approaches, capacity building and on harnessing valuable local knowledge. One of the MENA-DELP's specific outcomes is the conservation and sustainable use of biodiversity in targeted oases, rangelands, and agricultural systems. Ecotourism in desert areas of the region has significant potential for development, with benefits to biodiversity conservation, community income generation and private sector involvement. The MENA-DELP aims to capitalize on this potential by supporting the establishment of functional ecotourism ventures run by local communities or private entrepreneurs, through the refurbishment and/or construction of ecotourism facilities, and the creation of ecotourism circuits. The Program will also seek to build the capacity of local ecotourism stakeholders through appropriate training.

***Regional: Sahel and West Africa Program in Support of the Great Green Wall Initiative (PROGRAM) (World Bank; GEF BD-\$18.7 million; GEF total-\$71.2 million; Cofinance-\$1810.0; Total cost-\$1881.2 billion)***

This MFA and multi-trust fund Program supports the implementation of a country-driven vision for integrated natural resource management for sustainable and climate-resilient development in the Sahel region. The multi-dimensional challenge of land degradation and climate variability and change requires an integrated solution that is better tackled by several countries together. The proposed Program will contribute to this integrated solution by promoting, through individual but related projects, sustainable land and water management (SLWM) following an approach that takes into account social, economic, institutional and policy needs for sustainable ecosystem management at scale. This approach targets the mosaic of production systems, protected areas, habitats, and natural assets that together form the region's rural landscape. The program leverages GEF resources under the STAR according to country allocations, as well as from LDCF and SCCF. The Program will offer a menu of interrelated activities through the following components: 1) Institutions, information, and policy; 2) Investment in SLWM and biodiversity conservation; 3) Innovations and economics; and 4) Mitigation and adaptation to climate change. Biodiversity conservation measures will be specifically addressed under

program Component 2. Individual projects will develop biodiversity components detailing the areas covered, any policies supported, financing mechanisms developed, etc. Recognizing that protected areas are important cornerstone for any landscape based approach, the project will seek to expand existing protected areas, develop biological corridors, support PA management as applicable and develop close linkages between economic sectors and protected areas. Additional biodiversity measures in productive landscapes will be addressed such as the establishing establish conservation set asides along erosion-prone waterways and vegetation corridors.

***Regional: LCB-NREE Lake Chad Basin Regional Program for the Conservation and Sustainable Use of Natural Resources and Energy Efficiency (PROGRAM) (AfDB; GEF BD-\$1.9 million; GEF total-\$14.2 million; Cofinance-\$172.6 million; Totalcost-\$186.8 million)***

The Program is a strategic combination of projects with the overarching goal of maintaining the ecosystem services in the Lake Chad Basin by conserving the water and agro-sylvo ecosystems and ensuring the sustainability of use of resources in a context of energy efficiency and food security. It is based on four main components to address the following outcomes: 1) Increase the efficiency of approaches and tools related to the consumption of natural resources and energy to deliver global environmental benefits, 2) Incorporate sustainability in productive landscapes, 3) Strengthen capacity and knowledge and sustainable financing for climate resilient mobilization for integrated water resource management and water use efficiency in the Lake Chad basin, and 4) Strengthen water and ecosystems management and riparian collaboration. Although the Program has a strong focus on the GEF IW focal area strategic objectives, it is also aligned with the BD, LD, CC and SFM/REDD+ strategies. Under biodiversity focal area, the implementation program, particularly the demonstration sites for the restoration of wetlands and improved fodder, crop and fish production and management activities, will ensure that biodiversity is conserved in the wetlands that are identified as RAMSAR sites and habitat is maintained in the national protected area systems within the basin countries. The management of those habitats (RAMSAR and forest) will be improved in order to achieve multiple environmental benefits. The program, through knowledge sharing, will mainstream biodiversity conservation and sustainable use of natural resources into production landscapes in the Lake Chad basin countries.

***Regional: GMS-FBP Greater Mekong Subregion Forests and Biodiversity Program (PROGRAM) (ADB/World Bank; GEF BD-\$9.5 million; GEF total-\$19.2 million; Cofinance-\$131.9 million; Total cost-\$151.1)***

The overarching goal of GMS-FBP is to increase investments and improve the management and climate resilience of high priority forest biodiversity conservation landscapes including PA systems of the Greater Mekong Subregion (GMS), recognizing the pressures on these landscapes from development and climate change. The Program addresses region-wide biodiversity issues requiring larger scale approaches, cross-border landscape conservation through international cooperation, joint capacity development between GMS countries, and the provision of platforms for exchanging experiences and generating regional knowledge on landscape conservation. GMS-FBP aims to enhance knowledge and management capacities for PAs and landscape conservation, development of trans-boundary and landscape conservation models, and increased financing for PAs. Many of the best practices from GEF biodiversity programs will be adopted and applied by GMS countries through a coordinated set of national projects. The Program will target key spatial gaps in landscape conservation – within PAs, between PAs, buffer zones and biodiversity corridors, between countries in trans-boundary landscapes, across landscapes where the ranges of key species transect boundaries, and across illegal trade supply, transport and

market locations. Tiger populations and habitat will be of special interest. The Program will also target thematic gaps – addressing technical information, monitoring and financing aspects that are not currently being considered at sufficient scale or comprehensive level by existing PA and conservation programs. The primary results expected of the three Program components are: 1) strengthened national and regional enabling mechanisms to address the pressures on high value conservation landscapes in GMS, including PA, and particularly where they transect borders; 2) multi-focal conservation investments that jointly lead to increased forest cover, forest and watershed rehabilitation, habitat connectivity, conservation of threatened species, climate change resilience and sustainable livelihoods; and 3) development and increased application of technical knowledge, methods and best practices for landscape conservation and financing and the means of sharing experiences between GMS countries.

***Regional: Implementing Integrated Land Water and Wastewater Management in Caribbean SIDS (UNEP/UNDP; GEF BD-\$5.5 million; GEF total-\$12.4 million; Cofinance-\$118.0 million; Total cost-\$130.4 million)***

The project will implement an integrated "ridge-to-reef" approach for multiple environmental benefits by linking sustainable forest landscape management to international waters, biodiversity conservation, and climate change mitigation. It will focus on innovation, catalyzing implementation of cutting-edge technologies and policy reforms with the objective of enabling replication and scaling-up, and enhancing engagement of beneficiary community stakeholders and the private sector. Tangible outcomes will include increased reliability of safe water and sanitation, particularly to disadvantaged communities, reduction in the volume of soil lost and sediment fluxes into rivers and marine environments, positive changes in terms of species richness and abundance, contributions to global carbon sequestration, enhanced climate resilience, and reduced nutrient and other pollutant loads into fresh and coastal waters. The project includes country-level actions and regional approaches for natural resource management where they are likely to trigger transformational changes in the agriculture and forest sectors and land-use planning.

***Regional: LME-EA Scaling Up Partnership Investments for Sustainable Development of the Large Marine Ecosystems of East Asia and their Coasts (PROGRAM) (World Bank; GEF BD-\$8.5 million; GEF total-\$28.0 million; Cofinance-\$753.5 million; Total cost-\$781.5 million)***

The East Asian Seas are a major economic resource for the world's demand for fishery and aquaculture products, and a major natural heritage and biodiversity resource for the people around the world. The region holds a significant share of the world's coral reefs and mangroves; it also produces about 40 percent of the world's fish catch and more than 80 percent of aquaculture. With over 2 billion people living in the region, the human pressure on transboundary marine and coastal resources remains very high. The Program goal is to promote sustainable development of large marine and coastal ecosystems of the East Asia and Pacific Region and improve livelihoods of local populations by reducing pollution of and promoting sustainable marine fisheries, ICM and ecosystem based management. The Program will achieve its goal through a three-pronged approach: 1) fully blended World Bank/GEF investment projects to scale up EAS countries' efforts to reduce land-based pollution in the Seas of East Asia (the Brown Agenda); 2) fully blended World Bank/GEF investment projects addressing overexploitation of fisheries (the Blue Agenda) through improvements in governance of marine and coastal resources based ICM and ecosystem based management; 3) knowledge management

activities aimed at filling the knowledge gap in quantifying, valuing and, to the extent possible, marketing coastal ecosystem services and to disseminate good practices, promote regional learning and change the policy/management paradigm in the region (Component 3). Under the BD focal area, three projects will promote incorporation of conservation and sustainable use of biodiversity into policy and regulatory frameworks in the project countries and will contribute significant increases in sustainably managed landscapes and seascapes that integrate biodiversity. Specifically, the consideration on biodiversity issues will be mainstreamed into local development plans with measures to reduce the negative impacts from production sectors such as agriculture, fisheries, and tourism; the management of existing marine PAs will be improved with the capacity of communities and local governments enhanced to reduce over-fishing and conserve marine and coastal habitats. Measurable targets will be integrated into the economic development and sectoral planning framework at the national, provincial, and local levels (Vietnam Coastal Resources for Sustainable Development Project). Good practices to maintain and improve coral reefs will be integrated into community-based management; eco-business approach (e.g., business incubation and marketing) will be introduced to secure financial sustainability.

***Regional (Ecuador, Peru): Sustainable Forest Management approach in the Multiplying Environmental and Carbon Benefits in High Andean Ecosystems (UNEP; GEF BD-\$1.7 million; Total GEF-\$3.6 million; Cofinance-\$18.2 million; Total cost-\$21.7 million)***

The project objective is to enhance multiple environmental and social benefits provided by biodiversity and carbon stocks by overcoming critical scientific, institutional and financial barriers that undermine SLM and SFM in high Andean ecosystems. The project will implement improved management practices with local communities on 6 pilot sites covering a total area of 150,000 ha in Ecuador and Peru where land-use plans that incorporate biodiversity conservation, climate change mitigation, and ecosystem services valuation will be designed with local participation. On the ground activities will be implemented in 50,000 ha of priority sites through payment for environmental services frameworks to support the uptake of sustainable practices to improve habitat for biodiversity, sustain water flows for downstream users and maintain and improve carbon stocks. The project will also contribute to creating an enabling environment in both countries to mainstream biodiversity conservation, promote climate change mitigation and upscale SLM/SFM in the wider landscape.

***Regional (Cote d'Ivoire, Guinea, Liberia, Sierra Leone): Mano River Union Ecosystem Conservation and International Water Resources Management (IWRM) Project (AfDB; GEF BD-\$2.6 million; GEF total-\$3.2 million; Cofinance-\$25.0 million; Total cost-\$28.2 million)***

The project will be implemented in the Upper Guinea forest covering Sierra Leone, Guinea, Liberia and Cote d'Ivoire with the objective of strengthening the management of transboundary natural resources for sustained ecological benefits and improved livelihoods for the forest adjacent communities. It will promote an IEM approach at community level, considering water, forest and land issues in a holistic manner. The project will support local communities in developing alternative means of income generation, which will lead to an increase in forest coverage and its related benefits both at the local (ecosystem services) and global (biodiversity, enhanced carbon sinks) levels. It will enhance local stakeholders' involvement in the management of transboundary ecosystem. The project will also reinforce regional coordination among countries with a particular focus on selected ecosystems.

**Regional (Mongolia, Russian Federation): Enhancing the Resilience of Pastoral Ecosystems and Livelihoods of Nomadic Herders (UNEP; GEF BD-\$2.3 million; GEF total-\$4.8 million; Cofinance-\$15.1 million; Total cost-\$19.9 million)**

The project objective is to reduce pasture degradation, sustain resilience of habitats and livelihoods of nomadic herder communities, and conserve and enhance the globally important biological diversity and traditional cultural values of rangelands in Russia and Mongolia. It has been designed to focus on the conservation of ecosystems and biodiversity that sustain some of the smallest and most vulnerable Nomadic Herder groups: the Reindeer herders in three selected target areas in Mongolia and the Russian Federation. The project will combine science and traditional environmental knowledge of pastoralist to develop scenario planning tools as a basis for input for sustainable land use planning and management. It will promote a holistic approach (i.e. a strategy for the integrated management of land, water and living resources that promotes conservation and sustainable use in an equitable way), and support the establishment of systematic recording of herders' and others' observations regarding biodiversity and land use change. With the participation of reindeer herders, local and national authorities and specialists, the project will establish local management plans that can to a large extent be implemented and monitored by the herders themselves.

**Russian Federation: ARCTIC GEF-Russian Federation Partnership on Sustainable Environmental Management in the Arctic under a rapidly Changing Climate (Arctic Agenda 2020) (UNEP/EBRD/UNDP/World Bank; GEF BD-\$6.4 million; GEF total-\$16.1 million; Cofinance-\$310.3 million; Total cost-\$326.4 million)**

The Program aims to adopt and implement governance reforms for sustainable development of the Arctic in the Russian Federation. The foundation for this programme was set by the Strategic Action Programme for the Protection of the Russian Arctic Environment, developed through the GEF support and adopted by the Government of the RF in 2009. The Russian Arctic SAP identified key priority environmental issues such as environmental pollution including transboundary transport of pollutants by water and air, changes in biodiversity and depletion of biological resources, deterioration of the living conditions and environment of the indigenous population of the Russian Arctic and disruptions of their traditional use of natural resources, negative consequences and threats to ecosystems and social-economic systems from the ongoing climate change as well as land degradation and irresponsible use of land. The program will facilitate and support multiple reforms, supported by a series of demonstration projects, such as addressing needs to establish firmer institutional arrangements for shared resources and environment associated with transboundary Large Marine Ecosystems, energy efficiency improvement and renewable energy development, developing a network of PAs and introduction of integrated river basin management for water management and biodiversity conservation. The program will catalyze further dialogue with the other Arctic countries on the transboundary issues and will help to develop a mechanism that prompt needed investments. A portion of GEF funds will also be used as a capital grant or in a risk guarantee mechanism for pilot projects, either in direct EBRD loans, or as part of investment portfolios of smaller bundled projects under a framework agreement with local banks.

***Rwanda: Landscape Approach to Forest Restoration and Conservation (LAFREC) (World Bank; GEF BD-\$1.4 million; Total GEF-\$5.5 million; Cofinance-\$53.5 million; Total cost-\$59.0 million)***

This is a multi-focal and multi-trust fund project that draws resources from the GEFTF and LDCF. The project, driven by high level government support and ownership, draws on lessons from a previous GEF project on critical ecosystem, to propose a landscape approach to restore and maintain critical landscapes that provide global environmental benefits and contribute to enhanced resilient economic development and livelihoods, as reflected in the NAPA priorities. The project is mainly field-oriented with the three following complementary components: 1) Nation-wide multi-sectoral landscape restoration planning and institutional development, 2) Demonstration of land and forest restoration and conservation at the priority landscapes, and 3) Landscape level restoration in support of greater adaptation and resilience of local communities to the effects of climate change. Some key pilot landscapes will be targeted, as the Gishwati forest where the vulnerable poor population livelihoods are highly dependent on ecosystem services.

***Seychelles: Expansion and Strengthening of the Protected Area Subsystem of the Outer Islands of Seychelles and its Integration into the Broader Land and Seascape (UNDP; GEF BD-\$1.2 million; GEF total-\$1.8 million; Cofinance-\$5.8 million; Total cost-\$7.6 million)***

The project objective is to promote the conservation and sustainable use of coastal and marine biodiversity in the Seychelles' Outer Islands by integrating a National Subsystem of Coastal and Marine PAs into the broader land- and seascape while reducing the pressures on natural resources from competing land uses. The project will achieve this goal by strengthening PA management in coastal and marine ecosystems in the Outer Islands region by expanding this sub-system of PAs. The Government has recently refocused its development program for the Outer Islands through a multi-sectoral approach and with a view to economic development. Within this approach, biodiversity and sustainable land management will play a major role in development, and it will also be a determining factor with respect to the type of developments that will be allowed in different sites in this region. In this context, dealing with pressures from competing land uses across the land- and seascape is paramount. SLM will be promoted through restoration of degraded terrestrial ecosystems impacted by unsustainable activities, including the elimination of IAS. An integrated PA management model that combines conservation and SLM will be demonstrated in the newly proclaimed sub-system of PAs. Management effectiveness will be increased in selected PAs, focusing on biodiversity conservation as well as SLM practice.

***Turkey: Integrated Approach to Management of Forests in Turkey, with Demonstration in High Conservation Value Forests in the Mediterranean Region (UNDP; GEF BD-\$1.0 million; GEF total-\$7.2 million; Cofinance-\$21.2 million; Total cost-\$28.4 million)***

The project combines resources Turkey's BD and CC STAR resources with additional funding from the SFM/REDD+ incentive mechanism with the objective of promoting an integrated approach to management of forests in Turkey. The project will demonstrate an integrated package involving stakeholders to produce the following results: policies and standards for forest sector Non- Agricultural Market Access including a revenue sharing mechanism; a forest carbon inventory system designed for national use and implemented in these forests; 79,960 ha PAs of under-represented habitat; improved data and information on native trees to enhance carbon from demonstrations on 450,000 ha; operational systems to address forest threats from fire and pests;

and 650,000 tons of reduced CO2 direct benefits over 5 years. Experiences gained can be replicated to other Mediterranean forests in the world, and to integrated approaches to monitoring systems and management of other forest types.

**Turkey: Sustainable Land Management and Climate Friendly Agriculture (FAO; GEF BD-\$0.9 million; GEF total-\$5.8 million; Cofinance-\$21.3 million; Total cost-\$27.1 million)**

The project objective is to improve sustainability of agriculture and forest land use management through the diffusion and adoption of low-carbon technologies with win-win benefits in land degradation, climate change and biodiversity conservation, and increased farm profitability and forest profitability. Focusing on the Konya Closed Basin that encompasses a semi-arid to arid production landscape of agricultural lands, pastures, forests, sand dunes the project will use a cross-cutting approach to improve sustainability of agriculture and forest land use management through the diffusion and adoption of low-carbon technologies to produce multiple global environmental. Approximately 180,000 ha of range, agriculture, forest, and habitat will be improved. The project is organized in the following Components: 1) Rehabilitation of degraded land; 2) Climate friendly agriculture; 3) Strengthening enabling environment for multiple benefits from SLM.

**Ukraine: Conserving, Enhancing and Managing Carbon Stocks and Biodiversity while Promoting Sustainable Development in the Chernobyl Exclusion Zone through the Establishment of a Research and Environmental Protection Centre and PA (UNEP; GEF BD-\$0.9 million; GEF total-\$5.0 million; Cofinance-\$15.0 million; Total cost-\$20.0 million)**

The Government of Ukraine has invested significant human and financial resources to establish and manage the ChEZ over the past 25 years. This project builds on these efforts with the goal to conserve, enhance and manage carbon stocks and biodiversity in forest and non-forest lands, and promote sustainable development in the Chernobyl Exclusion Zone (ChEZ). The project will support to the GOU in taking the first steps towards the implementation of a set of appropriate environmental monitoring and management measures for the ChEZ through provision of specialized technical assistance, capacity building and limited investment in specialized equipment and infrastructure. The project is expected to achieve the following outcomes: 1) long-term conservation of globally important biodiversity and ecosystem services in existing and new PAs of approximately 100,000ha to 220,000ha; 2) enhanced capacity to monitor and account for the climate change mitigation functions of large areas of forests and wetlands within the ChEZ and the new PA; 3) support for the establishment of long-term sustainable land-use and forest management practices for the large areas located within the ChEZ and the new PA; and 4) development of lessons and methodologies that can underpin the adoption of natural recovery processes for the rehabilitation of other similar areas around the world. The project will achieve specific biodiversity outcomes through establishment of one of the largest new PAs in the region and the enhanced capacity to monitor the impact of the Chernobyl NPP accident on the several globally important populations of rare and endangered species, as well as preservation of some critical sites along the Africa-Eurasian Flyways (bird migration routes).

***Zambia: Strengthening Management Effectiveness and Generating Multiple Environmental Benefits within and around Protected Areas in Zambia (UNDP; GEF BD-\$3.9 million; GEF total-\$13.3 million; Cofinance-\$44.8 million; Total cost-\$58.1 million)***

The project objective is to ensure that the biodiversity and carbon sinks of Zambia – particularly those critical forest landscapes in selected PAs (including core National Parks and buffer Game Management Areas) – are better protected from threats through improved management effectiveness at the institutional level; sustainable forestry management practices and integrated land use planning at the local level; and application of appropriate low-carbon, biomass-energy technologies. This project builds on the previous GEF investment in reclassification of new types of PAs, working at a systemic level to strengthen the management effectiveness of Zambian PAs in conserving biodiversity and addressing drivers of degradation such as poaching, wildfire and illegal timber. It also builds on the previous work done to quantify the funding gap, now seeking ways to address the gap through establishing innovative Public-Private-Community partnerships, improving user fee systems and earning revenue through the REDD system. At a site level the project works in two National Parks, which protect poorly represented vegetation classes, and cover a total area of 24,084 km<sup>2</sup>. The project employs a landscape approach – with Component 1 of the project, focused on the core National Parks, fully integrated with Component 2 which focuses on the buffer-zone Game Management Areas, improving land use planning and land and forest management to reduce pressures on biodiversity in the core. Strengthening the PA estate is also important for climate change mitigation (Component 3).

***Zimbabwe: Hwange-Sanyati Biological Corridor (HSBC) Environment Management and Conservation Project (World Bank; GEF BD-\$1.9 million; GEf total-\$5.8 million; Cofinance-\$23.2 million; Total cost-\$29.0 million)***

Zimbabwe is facing increased challenges to its biodiversity and ecosystem services due to expansion of agriculture, acceleration of land degradation, expansion of invasive species, wildlife poaching, and lack of experiences about sustainable management practices for land use, land use change and forestry issues. The project objective is to tackle these issues by providing tools for sustainable management of the Hwange-Sanyati Biological Corridor. The Project uses an integrated landscape/ecosystems approach and is organized in the following key components: 1) Improve PA management effectiveness and the livelihoods of local communities, 2) Promote improved land and forest management practices, and 3) Support technical and institutional capacity improvement. The expected global environment benefits are improvement in biodiversity, enhanced carbon sequestration from improvement in vegetation cover (including forests), carbon sequestration through avoided deforestation and improved land degradation through recovery of indigenous plant species and reduction in siltation.





**ANNEX 11: SUMMARY DESCRIPTIONS OF ENABLING ACTIVITIES IN THE BIODIVERSITY FOCAL AREA APPROVED DURING THE REPORTING PERIOD**

ANNEX 5 AND ANNEX 3 PROVIDES A SUMMARY OF THE ENABLING ACTIVITY PROJECTS FUNDED AND GIVEN THAT ALL ARE EXECUTING A SIMILAR SET OF ACTIVITIES TO REVIEW THE NBSAP, A SUMMARY OF EACH PROJECT IS NOT PROVIDED HERE.

THE TABLE BELOW LISTS THE ACTIVITIES FOR WHICH EACH COUNTRY CAN RECEIVE SUPPORT AS PART OF THEIR NBSAP REVISION.

NBSAP Revision and Related Activities	
I. Stocktaking and Assessment	1. Rapid stocktaking and review of relevant plans, policies and reports
	2. Identification of stakeholders; consultations and awareness
	3. Rapid assessment of the causes and consequences of biodiversity loss highlighting the value of biodiversity and ecosystem services and their contribution to Human well-being
II. Setting national targets, principles, & main priorities of the strategy	4. Setting national targets, principles, & main priorities of the strategy though national consultations
III. Strategy and action plan development	5. Developing the strategy and actions to implement the agreed targets though national consultations
	6. Application of the NBSAP to sub-national entities through sub-national and local consultations
	7. Sectoral integration including mainstreaming into development, poverty reduction and climate change plans through sectoral consultations
IV. Development of Implementation plans and related activities	8. Development of a plan for capacity development for NBSAP implementation.
	9. Technology needs assessment
	10. Development of a communication and outreach strategy for the NBSAP.
	11. Development of a plan for resource mobilization for NBSAP implementation
V. Institutional, monitoring, reporting and exchange	12. Establishment/ strengthening of national coordination structures
	13. CHM development.
	14. Development of indicators and monitoring approach
	15. Fifth national report

**ANNEX 12 SAVE OUR SPECIES PROGRAM GRANTS**

**SOS Pilot Grants (May 2010 – January 2012)**

<b>Project Title</b>	<b>Funding (\$)</b>	<b>Cofinancing (\$)</b>	<b>Organization</b>	<b>No. of species</b>	<b>Countries</b>
Conservation Leadership Programme	150,000	1,600,000	Flora and Fauna International	25 <i>(incl. Sokoke pipit, Ganges river dolphin)</i>	Angola, Bangladesh, Colombia, Venezuela, Ghana, India, Nepal, Tanzania, Uzbekistan
EDGE of existence project	149,952	156,420	Zoological Society of London	4 <i>(incl. Wild camel, Pygmy hippo)</i>	Mongolia, China, Liberia, Sierra Leone, Guinea, Cote d'Ivoire, Kenya
Preventing Extinctions Programme	150,000	338,163	Birdlife International	19 <i>(incl. Restinga antwren, Sociable lapwing)</i>	Cambodia, China, India, Philippines, Russian Federation, Kazakhstan, Syria, Djibouti, Ethiopia, Kenya, Sao Tome, Seychelles, Brazil, Dominican Republic, Ecuador, Peru, Trinidad & Tobago
Amphibian Conservation Programme	150,000	261,148	Conservation International	9 <i>(incl. Sulawesian toad)</i>	Colombia, Indonesia, Sri Lanka
Building public engagement for Saiga Antelopes	25,000	24,909	Saiga Conservation Alliance	1 <i>(Saiga antelope)</i>	Kazakhstan
Totals	\$ 624,952	\$2,380,640	Five organizations	58 species	32 countries

**ANNEX 12 SAVE OUR SPECIES PROGRAM GRANTS**

**SOS Current Grants (December 2011 – April 2014)**

Project Title	Funding (\$)	Cofinancing (\$)	Organization	Target Species	Country(ies)
Implementation of SMART: a Spatial Monitoring And Reporting Tool to strengthen law enforcement and improve effectiveness of tiger protection in source sites	699,600	720,500	Wildlife Conservation Society (WCS)	Tiger ( <i>Panthera tigris</i> ) (EN)	Thailand, Indonesia, Malaysia, China, Lao PDR and the Russian Federation
Saving Sulawesi's Endangered Large Mammals, the Babirusa and Anoa, and their Critical Habitat, the Nantu Forest	250,100	399,700	Yayasan Adudu Nantu Internasional (YANI)	Babirusa ( <i>Babyrousa babyrussa</i> ) (VU), Mountain & Lowland Anoas ( <i>Bubalus depressicornis</i> , <i>B. quarlesi</i> ) (EN)	Indonesia
Pro-active monitoring and patrolling in the Kunene Region of Namibia in response to the African rhino poaching crisis	100,000	401,633	Save the Rhino International (SRI)	Black rhino ( <i>Diceros bicornis</i> ) (CR)	Namibia
Community Based Conservation of Markhor in the Tribal Areas of Gilgit-Baltistan, Pakistan	92,400	46,830	Wildlife Conservation Society (WCS)	Markhor ( <i>Capra falconeri</i> ) (EN), Snow leopard ( <i>Panthera uncia</i> ) (EN)	Pakistan
Dugong Emergency Protection Project	80,000	49,775	Endangered Wildlife Trust (EWT)	Dugong (Dugong dugon) (VU)	Mozambique
Community-based Program to Conserve the Wild Yak in Tibet	149,500	151,287	Wildlife Conservation Society (WCS)	Wild Yak ( <i>Bos mutus</i> ) (VU)	China
Saving Africa's Most Endangered Apes through Community-Based Conservation of Key Cross River Gorilla Habitat in Nigeria and Cameroon	150,000	190,884	Wildlife Conservation Society (WCS)	Cross-river gorilla ( <i>Gorilla gorilla diehli</i> ) (CR), Nigeria Cameroon chimpanzee ( <i>Pan troglodytes ellioti</i> ) (EN), Drill ( <i>Mandrillus leucophaeus</i> )	Nigeria, Cameroon

Project Title	Funding (\$)	Cofinancing (\$)	Organization	Target Species	Country(ies)
				(EN)	
Halting threats to Kipunji and Abbott's Duiker in the Southern Highlands of Tanzania	160,000	162,079	Wildlife Conservation Society (WCS)	Kipunji ( <i>Rungwecebus kipunji</i> ) (CR), Abbott's Duiker ( <i>Cephalophus spadix</i> ) (EN)	Tanzania
Restoration of the California Condor to Baja California, Mexico	100,000	368,500	Zoological Society of San Diego (SDZG)	California condor ( <i>Gymnogyps californianus</i> ) (CR)	Mexico
Saving the Habitat of Endemic and Endangered Amphibians in the Sierra Caral AZE Site in Guatemala	115,000	159,316	FUNDAECO	Nototriton brodiei (CR), Cryptotriton wakei (CR), Agalychnis moreletii (CR), Duellmanohyla soralia (CR), and Ptychohyla hypomykter (CR), Bolitoglossa odonnelli (EN), Bolitoglossa dunni (EN), Craugastor charadra (EN), Craugastor sabrinus (EN), and Bromeliohyla bromeliacia (EN)	Guatemala
Conservation of Endangered Species in the Chocó Biogeographic Zone: Integrating habitat management, biological monitoring, and community outreach	39,000	10,000	Universidad Tecnológica Indoamérica (UTI)	Black-breasted puffleg ( <i>Eriocnemis nigrivestis</i> ) (CR), Centrolene ballux (CR), Centrolene heloderma (CR), Centrolene lynchi (EN), Pristimantis eugeniae (EN),	Ecuador

Project Title	Funding (\$)	Cofinancing (\$)	Organization	Target Species	Country(ies)
				Pristimantis sobetes (EN)	
Conservation of threatened Amphibians in the Itombwe and Misotshi-Kabogo massifs	180,000	232,166	Wildlife Conservation Society (WCS)	17 species of amphibians	Democratic Republic of Congo
Community-based incentive programs to promote snow leopard conservation in Gilgit-Baltistan Province, Pakistan	90,000	62,550	Snow Leopard Trust (SLT)	Snow leopard ( <i>Panthera uncia</i> ) (EN)	Pakistan
Citizen Conservation: public engagement and empowerment to save Malaysia's threatened wildlife	65,000	84,916	Malaysian Nature Society (MNS)	Tiger ( <i>Panthera tigris</i> ) (EN), Clouded leopard ( <i>Neofelis nebulosa</i> ) (VU), dhole ( <i>Cuon alpinus</i> ), Sun bear ( <i>Helarctos malayanus</i> ) (VU), Asian elephant ( <i>Elephas maximus</i> ) (EN), Sambar deer ( <i>Rusa unicolor</i> ) (VU), Gaur ( <i>Bos gaurus</i> ) (VU), Tapir ( <i>Tapirus indicus</i> ) (EN)	Malaysia
Pygmy Hog Conservation Programme – for captive breeding and reintroduction of <i>Porcula salvania</i> in better managed protected grasslands of Assam	158,000	207,170	EcoSystems-India	Pygmy hog ( <i>Porcula salvania</i> ) (CR)	India
Last Chance to Save the Golden Mantella Frog	50,000	51,677	Madagasikara Voakajy (MAVOA)	Golden mantella ( <i>Mantella aurantiaca</i> )	Madagascar

Project Title	Funding (\$)	Cofinancing (\$)	Organization	Target Species	Country(ies)
				(CR)	
A Community's Race to Save the Hirola	125,000	536,866	Northern Rangelands Trust (NRT)	Hirola ( <i>Beatragus hunteri</i> ) (CR)	Kenya
Conserving South Asia's Critically Endangered Vultures	197,000	266,041	Royal Society for the Protection of Birds (RSPB)	Oriental white-backed vulture ( <i>Gyps bengalensis</i> ) (CR), Long-billed vulture ( <i>Gyps indicus</i> ) (CR), Slender-billed vulture ( <i>Gyps tenuirostris</i> ) (CR),	India
Re-introduction of the Philippine Cockatoo (1st Phase)	50,000	18,910	Katala Foundation Inc. (KFI)	Philippine cockatoo ( <i>Cacatua haematuropygia</i> ) (CR)	Philippines
Sustainably funded community based conservation of the largest known remaining population of the globally Endangered Francois' Langur in Vietnam	90,000	74,139	People Resources and Conservation Foundation (PRCF)	Francois' langur ( <i>Trachypithecus francoisi</i> ) (EN)	Vietnam
A holistic approach to improving human and tiger coexistence in the Bangladesh Sundarbans	100,000	96,569	Wildlife Trust of Bangladesh (WTB)	Bengal tiger ( <i>Panthera tigris tigris</i> ) (EN)	Bangladesh
Saving the critically endangered spoon-billed sandpiper from global extinction	150,000	192,309	Wildfowl and Wetlands Trust (WWT)	Spoon-billed sandpiper ( <i>Eurynorhynchus pygmeus</i> ) (CR)	Russia, Bangladesh
Conservation and range expansion of the critically endangered Mangrove Finch on Isabela Island, Galapagos	126,000	133,334	Charles Darwin Foundation (CDF)	Mangrove finch ( <i>Camarhynchus heliobates</i> ) (CR)	Ecuador
Totals	\$3,358,658	\$4,617,151	18 Organizations	61 Species	22 Countries

### **Annex 13: Implementation Progress Report of the UNEP-GEF BCH-II Project on Continued Enhancement of Building Capacity for Effective Participation in the Biosafety Clearing House**

The Biosafety Clearing House phase II (BCH2) is implemented in direct response to the request made by countries at the fourth meeting of the Conference of the Parties serving as the Meeting of the Parties to the Cartagena Protocol on Biosafety (Decisions COP/MOP-4 BS IV/2 and BS-IV/5 para 4d). The overall project objective is “to continue assisting eligible countries in strengthening national capacities to effectively access and use the BCH, promoting regional and sub-regional collaboration, networking and exchange of experience for national and regional BCH management”. The current project is an ongoing global initiative with a view to “ensuring sustainability of national BCH nodes and providing more capacity-building support, with special attention to targeted stakeholders”.

The project as approved has the following 5 key components; progress made is highlighted below under each component and the related project indicators on deliverables in terms of the training interventions is also captured in Table 1 at the end of this report.

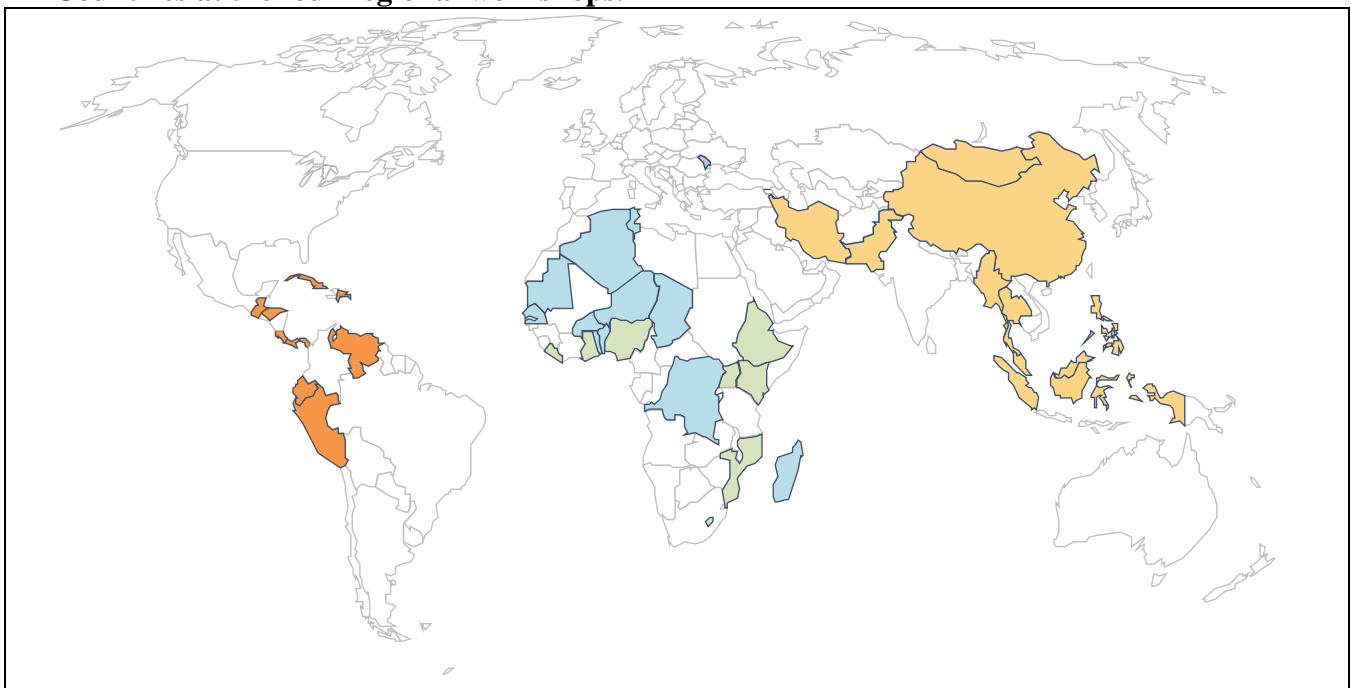
#### **i. Subregional Networking and Knowledge sharing of information**

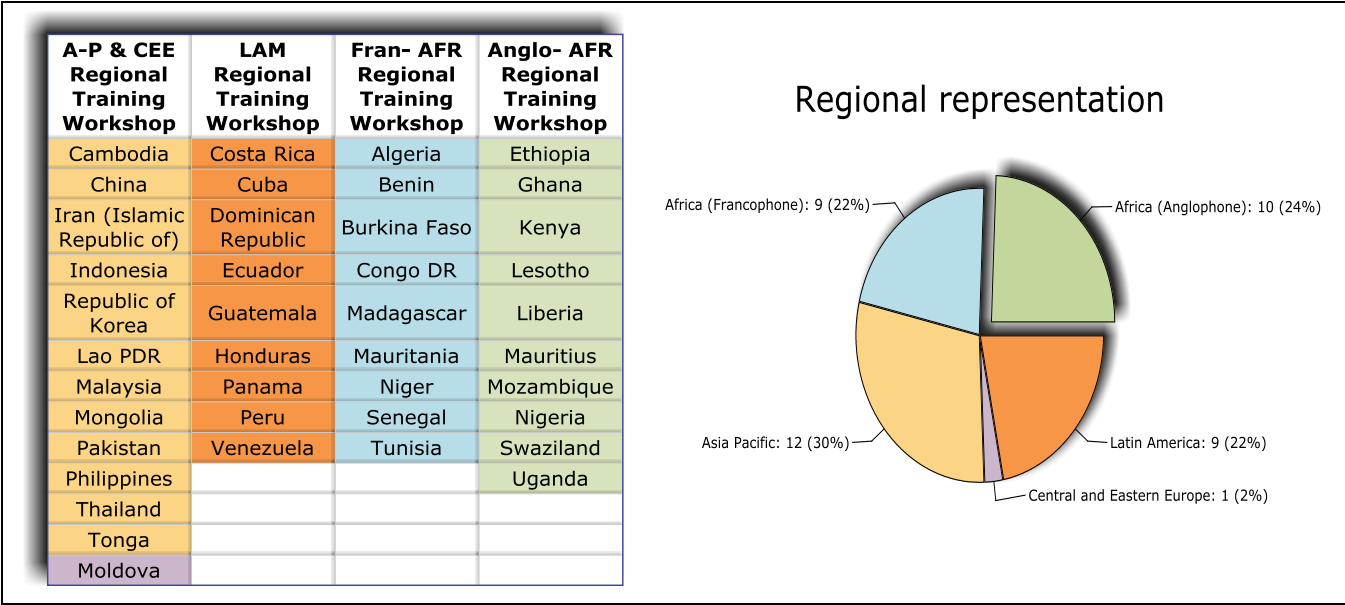


Using hybrid national and regional mechanisms, the BCH2 project has promoted regional and sub-regional collaboration, networking and exchange of experience for national and regional BCH management. The project used a mix of national and regional mechanisms supported by the Regional Advisers and the various developed communication tools including online forums, real-time conferences and Moodle virtual platform to promote regional networking activities. Regional networking has assisted in developing a body of material resources and expertise, therefore helping to enable a learning environment for acquiring experience and disseminating lessons.

As part of the planned knowledge sharing activities, four regional workshops for BCH National Focal Points were conducted in collaboration with the Secretariat of the Convention on Biological Diversity. They were attended by a total of 63 participants, representing 45 countries: 12 from the Asia-Pacific region, 9 from Latin America, 1 from Central and Eastern Europe, 13 from Francophone Africa and 10 from Anglophone Africa. During the four regional training workshops, more than 88 new basic records were registered on the BCH II central portal, and 63 BCH II national focal points were trained. The workshops provided the participants with the opportunity to share experiences and discuss the current status of their biosafety frameworks, with specific emphasis on the Biosafety Clearing House, and how to promote sustainability of BCH-related functions within the responsible government agencies.

**Figure 1. Names, Geographical Distribution and Regional Representation of Participating Countries at the four regional workshops.**





**ii. Fine tuning, development and global dissemination of knowledge sharing training packages**

The first phase of the BCH Project (BCH1) developed training materials for different stakeholder groups, including Competent National Authorities, NGOs, civil society, industry, academia and scientific institutions, biosafety organizations, customs and border control, the media and the general public (<http://bch.cbd.int/help/topics/en/webframe.html?Training Materials.html>). The developed materials, which are for public use were updated and translated into all the five UN languages and customized to fit the revamped version of the Central Portal of the BCH. In addition, training materials have been developed targeted at phytosanitary and customs officers.

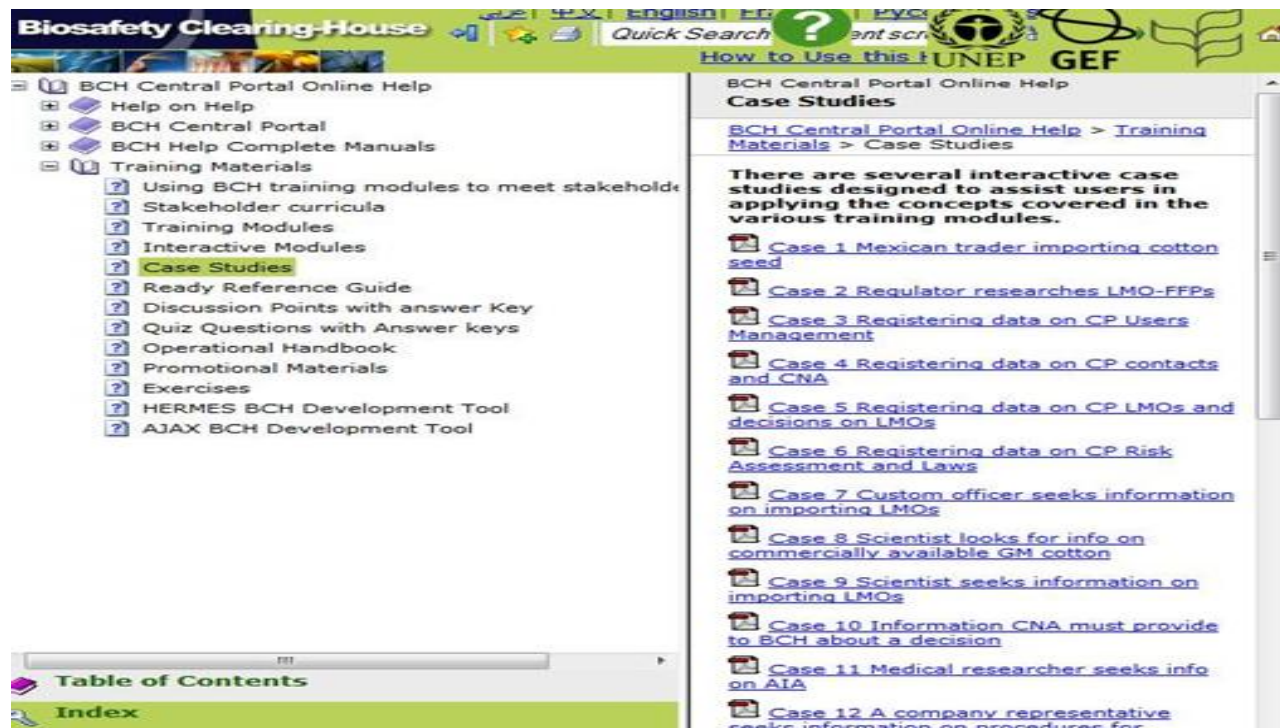
The BCH2 project has updated 92% of all the training materials (more than 75 documents in each of the 5 UN languages and now includes 10 curricula and guides, 13 manuals, 32 case studies, 2 interactive modules, 14 ready reference guides, 5 quizzes and discussion points). New training materials for customs and phytosanitary officers (curricula, a manual and case studies) and a new module on registering decisions and risk assessments was developed and is currently undergoing a review process. All the BCH training materials are published directly in the BCH Central Portal. Furthermore, CD images of all BCH training materials have been developed, and distributed at national and regional workshops (more than 2,500 copies have already been distributed).

In addition, a **Virtual Learning Platform**, has been developed on moodle and is accessible publicly at <http://moodle.bch2project.org>. This tool was established to facilitate knowledge sharing among regional advisors and participating countries. It is a repository for sharing training experience, storage of training materials and also has a facility for storyboards, agendas,

PowerPoint presentations, discussion sessions, list of participants, etc. Each regional training workshop has its own page on Moodle, and upon request, each BCH-II participating country may have its own national training Workshop page on Moodle. The platform offers five (5) global public BCH courses containing all BCH training materials in Arabic, English, French, Russian and Spanish. It also contains more than 24 national specific BCH training courses and five (5) regional workshop training courses.

Between 1st July 2011 and 31st May 2012, more than 2,050 different users from more than 100 countries (twice the amount of BCH1 project participating countries) have used this virtual learning platform to access the BCH training materials, with more than 82,000 virtual course pages visited. Soon, the platform will also include several webinars regarding the most requested issues and activities related to the BCH. These include: “Introduction to the Cartagena Protocol”, “Registering National and Reference information”, “Finding Information with the help of the BCH practical problem solving”, “National Authorized Users Management”, “National Biosafety Website development using SCBD provided HERMES tool”, “Integrating BCH information into websites using SCBD AJAX plugin”.

**Fig. 2: Screenshot of the BCH Training Page on the Central Portal ([http://bch.cbd.int/help/topics/en/webframe.html?Training\\_Materials.html](http://bch.cbd.int/help/topics/en/webframe.html?Training_Materials.html))**



### iii. Continuation of BCH Regional Advisor System

The BCH Regional Advisors network was conceived a mechanism to train and dedicate a corps of expertise in the Protocol and the BCH at the regional level. The Regional Advisor system was highlighted in the first phase of the BCH project as a key tool which leverages resources at the regional level and who can be deployed at short notice to deliver training and advisory support in similar language and social cultural environments<sup>56</sup>. This resource continues to be sought after by Parties beyond the UNEP GEF BCH project both through UNEP and bilateral sources. The importance of this resource was recognized by Parties who then specifically asked for a continuation of this network.

The current project has helped to maintain and strengthened this network. It is worth mentioning that the Regional Advisors' assistance to countries was not only limited to the BCH, but extended to other relevant UNEP biosafety activities such as the Second National Reporting on the implementation of the Protocol, and, on a case by case basis, additional technical advice was provided to parties involved in the implementation of National Biosafety Framework projects.

**iv. Extension of national level learning events to stakeholders not already trained through the BCH project.**

The project as per its mandate of BS V paras 14 and 15; continues to build national capacity to use the BCH by engaging key government agencies responsible for CPB implementation as well as broadening stakeholder involvement to include the private sector, academia, scientists, civil society and the media. Special emphasis was also given to stakeholders groups identified by Parties to the CPB as being highly important and, therefore, needing to be targeted by new national training events ref. So far, 83 national training workshops have been conducted in 46 participating countries by the Regional Advisors with the active involvement and participation of around 916 national institutions.

While building upon and extending success of the first BCH project, the BCH2 project emphasized the need for even more strongly specific strategies for sustainability of BCH functions after the project lifetime. Those strategies include: the training of trainer approach, promoting the role of academia in mainstreaming biosafety issues and supporting the establishment of information-sharing roles and their internalization in the job descriptions of participating countries' representatives. To ensure follow up and sustainability; the training materials were organized into thematic modules targeted at different stakeholders. The availability of these materials greatly facilitates the replication of BCH training workshops by national agencies and will remain as a training resource after the life of the Project. A direct benefit of this approach is the delivery of more than 25 national training workshops designed and executed by national teams without direct participation of regional advisors.

The project also facilitated the adoption of BCH training materials and topics into national academic curricula, especially at the tertiary level, and to ensure that the knowledge created through this project will remain permanently in the individual countries and regions as part of academic programs. Already, 14 countries had one-day training sessions dedicated to facilitating the academic sector in delivering specific training on BCH and the use of training materials to be

---

<sup>56</sup> See: Section on Regional Advisor System - The Global UNEP-GEF BCH Capacity Building Project: Learning from Experience (<http://www.unep.org/biosafety/files/Final%20GEF-Learning%20from%20Exper.pdf>)

part of their regular curricula. During the regional workshops, a catalogue of universities' courses relating to biosafety in participating countries were developed and shared.<sup>57</sup>

**v. Support for the establishment and internalization of BCH Focal Point role, and other BCH information-sharing roles**

The Cartagena Protocol on Biosafety as per the obligations in articles 19 and 20 mandates national BCH focal points to review and validate BCH Data. The project continues to ensure inclusion of BCH roles in the legal and institutional arrangements for the implementation of the National Biosafety Frameworks (NBFs).

The obligations of sharing information on the BCH (article 20 of the CPB), the critical role the BCH focal points (Decision COP-MOP1 BS-I/3), and the national authorized user in entering national data into the BCH is highlighted throughout the training activities. Sixty four (64) National Authorized Users were nominated as a direct result of the national training activities under the project.

The impact of the BCH project during the reporting period has been measured using two key indicators namely – percentage increase of total published records and percentage increase of updated records. The results were as follows: percentage increase of total published records in participating countries (61%) compared to eligible non-participating countries (39%) and the percentage increase in updated records in participating countries (73%) compared to eligible non-participating countries (27%).

Table 1. Indicators of Implementation Progress for BCH-2

INDICATOR	LAM	Africa	Asia Pacific	TOTALS
No. of participants	703	378	453	1534
By gender:				
No. Females	365	121	229	715
No. Males	338	255	220	813
Participants average Knowledge increase, taken from knowledge evaluation, do (final knowledge – initial knowledge )/initial knowledge, and expressed in percentage	30%	40%	30%	33%
No. of public institutions present in	217	158	187	562

<sup>57</sup> Compiled report on the BCH2 regional workshops for National Focal Points [https://anubis.unep.org/documents/doc\\_viewatt.php?doc\\_id=35314&sub\\_id=1041](https://anubis.unep.org/documents/doc_viewatt.php?doc_id=35314&sub_id=1041)

INDICATOR	LAM	Africa	Asia Pacific	TOTALS
the workshop				
No. of private institutions / companies	33	16	35	84
No. of phytosanitary and customs officers	53	32	69	154
No. of vulnerable groups	11	11	3	25
No. of other stakeholders	28	60	3	91
No. of records at the BCH Central Portal before the mission.	202	106	415	723
No. of records at the BCH Central Portal after the mission was completed.	232	134	451	817
No. of national records updated in the BCH.	41	11	53	105
No. of records registered in the BCH	42	18	73	133
Percentage achieved of compliance with minimum CPB requirements (regarding registering in the BCH).	95%	92%	95%	94%
No. of NAU in the BCH	33	12	8	53
No. of new NAU created by the focal point in the BCH.	38	15	11	64
No. and name of Research and Academy institutions incorporating training materials in their curricula.	35	6	27	68
BCH NFPs trained	15	31	17	63
National workshops done	29	37	17	83

**ANNEX 14: LIST OF GEF DOCUMENTS AVAILABLE AT THE ELEVENTH SESSION OF THE  
CONFERENCE OF PARTIES**

Documents for general information:

- Financing the Stewardship of Global Biodiversity
- GEF: Indigenous Communities and Biodiversity Conservation
- GEF Annual Report 2011
- GEF SFM-REDD+ Brochure
- System For Transparent Allocation of Resources (STAR) Brochure
- Payment for Ecosystem Services at GEF

Reports of the GEF Evaluation Office

- The Journey to Rio+20: Gathering Evidence on Expectations for the GEF, 2012
- Evaluation of the Special Climate Change Fund, 2012
- Cluster Country Portfolio Evaluation: GEF Beneficiary Countries of the OECS, 2012
- Country Portfolio Evaluation: Nicaragua, 2012
- Country Portfolio Evaluation Study: El Salvador, 2012
- Country Portfolio Evaluation Stud: Jamaica, 2012
- Annual Country Portfolio Evaluation Report: Jamaica and El Salvador, 2011
- Evaluation of the GEF Strategic Priority for Adaptation, 2011
- Annual Performance Report, 2010
- Annual Impact Report 2010, 2011
- Country Portfolio Evaluation: Turkey, 2010
- Country Portfolio Evaluation: Moldova, 2010
- GEF Monitoring and Evaluation Policy, 2010

